

## HISTO CUP Tourenwagen Revival

### Histo Cup Austria

Championat Italiane Storiche - 1 H Race

Positionen pro Runde

23 - 25 September 2016  
Salzburgring - 4240 mtr.

Pos	No	Name	Lap	1	2	3	4	5	6	7	8	9	10	11	12	13	14	15	16	17	18	19	20	21	22	23	24	25	26	27	28	29	30	31	32	33	34	35	36	37			
1	153	Massimo Guerra		153	153	153	156	156	156	156	156	156	156	156	156	<u>149</u>	143	143	143	143	143	143	143	143	143	<u>143</u>	153	153	153	153	153	153	153	153	153	153	153	153	153	153			
2	121	Marazzi-Milani		156	156	156	<u>153</u>	149	149	149	149	149	149	149	149	143	121	121	121	<u>121</u>	<u>153</u>	121	121	121	153	153	143	121	121	121	121	121	121	121	121	121	121	121	121	121	121		
3	143	Giuliani-Pergreffi		149	149	149	149	121	121	121	143	143	143	143	143	121	149	149	153	153	121	153	153	153	121	121	121	143	143	143	143	143	143	143	143	143	143	143	143	143	143	143	
4	46	Marco Malaguti		121	121	121	121	143	143	143	121	121	121	121	121	115	<u>115</u>	153	115	115	115	46	46	46	46	46	46	46	46	46	46	46	46	46	46	46	46	46	46	46	46	46	46
5	107	Damiani-Benusiglio		143	143	143	143	115	115	<u>115</u>	115	115	115	115	115	46	<u>46</u>	107	<u>107</u>	<u>102</u>	46	<u>115</u>	107	107	107	107	107	107	107	107	107	107	107	107	107	107	107	107	107	107	107	107	
6	102	Roberto Chiaramonte Bordon		115	115	115	115	46	46	46	46	46	46	46	46	46	153	153	115	102	46	107	107	102	102	102	102	102	102	102	102	102	102	102	102	102	102	102	102	102	102	102	
7	129	Tomatis-Tomatis		46	46	46	46	107	107	107	107	107	107	107	107	107	107	102	46	107	102	102	<u>120</u>	15	15	15	15	15	15	15	15	15	129	129	129	129	129	129	129	129	129	129	
8	48	Sordi-Sordi		107	107	107	107	102	102	<u>153</u>	102	102	102	102	153	102	102	46	<u>15</u>	120	120	120	15	129	129	129	129	129	129	129	15	48	48	48	48	48	48	48	48	48	48	48	
9	15	Marco Guerra		129	129	129	129	129	129	102	129	129	129	129	102	129	<u>129</u>	15	120	15	15	15	129	48	48	48	48	48	48	48	15	15	15	15	15	15	15	15	15	15	15	15	
10	97	Limuti-Fontana		102	102	102	102	15	153	129	15	15	15	153	129	15	15	120	129	129	129	129	48	45	45	45	45	45	45	45	45	45	97	97	97	97	97	97	97	97	97	97	
11	45	Marcello Incerti		48	15	15	15	153	15	15	45	153	153	15	15	<u>48</u>	97	97	48	48	48	48	45	97	97	97	97	97	97	97	97	97	97	97	97	97	97	97	97	97	97	97	
12	120	Zorzi-Zorzi		15	48	48	48	45	45	45	48	45	45	48	48	<u>45</u>	120	129	<u>97</u>	45	45	45	97	120	120	120	120	120	120	120	120	120	120	120	120	120	120	120	120	120	120	120	
13	115	Mundi-Rosticci		97	45	45	45	48	48	48	153	48	48	45	45	97	48	48	45	97	97	97																					
14	149	Ronconi-Gulinelli		45	97	97	97	97	97	97	97	97	97	97	97	120	45	45																									
15	156	Mario Massaglia		<u>120</u>	120	120	120	120	120	120	120	120	120	120	120																												

## HISTO CUP Tourenwagen Revival Histo Cup Austria

Championat Italiane Storiche  
Runden und Sektoren Zeiten

23 - 25 September 2016  
Salzburgring - 4240 mtr.



15 Marco Guerra									Ford Cortina Lotus										
lap	Sect-1	Speed	Sect-2	Speed	Sect-3	Speed	TopSpeed	laptime	pit	lap	Sect-1	Speed	Sect-2	Speed	Sect-3	Speed	Topspeed	laptime	pit
1	32.882		40.692	86.5	45.021	160.5		1:58.595		17	Out		41.282	89.8	42.780	162.9		3:17.437	P
2	28.505		40.093	93.3	43.337	161.0		1:51.935		18	26.200		40.283	93.8	45.450	161.4		1:51.933	
3	26.910		40.260	93.8	42.640	163.6		1:49.810		19	27.185		40.060	93.3	43.342	162.4		1:50.587	
4	26.595		40.172	93.6	42.355	162.7		1:49.122		20	27.197		40.404	93.1	43.796	161.7		1:51.397	
5	27.919		39.740	94.1	42.357	162.4		1:50.016		21	26.576		39.701	93.4	42.067	165.9		1:48.344	
6	26.668		39.696	93.6	42.298	161.2		1:48.662		22	26.355		39.472	93.8	43.138	162.2		1:48.965	
7	26.767		39.743	95.1	41.855	164.4		1:48.365		23	26.430		39.750	93.6	43.870	163.6		1:50.050	
8	26.289		39.646	92.5	43.123	163.1		1:49.058		24	27.230		39.608	95.0	42.191	162.7		1:49.029	
9	26.778		39.777	93.9	43.105	162.7		1:49.660		25	26.249		39.736	94.2	41.992	164.1		1:47.977	
10	27.311		40.092	94.1	43.429	161.9		1:50.832		26	26.276		39.834	93.9	42.059	164.6		1:48.169	
11	26.670		41.129	90.0	42.864	161.2		1:50.663		27	26.102		39.265	94.7	41.571	163.6		<u>1:46.938</u>	
12	26.576		39.953	93.5	44.339	158.6		1:50.868		28	<u>25.730</u>		<u>39.251</u>	94.2	42.501	160.5		1:47.482	
13	26.504		39.328	94.5	42.038	163.6		1:47.870		29	26.706		39.361	<u>96.1</u>	42.015	164.9		1:48.082	
14	27.122		42.520	92.5	43.073	163.6		1:52.715		30	26.265		39.578	<u>95.6</u>	<u>41.489</u>	165.1		1:47.332	
15	27.126		39.649	86.1	43.672	157.9		1:50.447		31	26.338		39.768	95.1	42.245	<u>166.2</u>		1:48.351	
16	27.305		40.609	84.7				1:55.146		32	26.450		40.405	88.9	43.321	141.7		1:50.176	

45 Marcello Incerti									BMW 1600 Ti										
lap	Sect-1	Speed	Sect-2	Speed	Sect-3	Speed	TopSpeed	laptime	pit	lap	Sect-1	Speed	Sect-2	Speed	Sect-3	Speed	Topspeed	laptime	pit
1	30.661		42.844	86.0	44.646	153.2		1:58.151		17	28.055		42.415	86.7	43.316	152.8		1:53.786	
2	28.294		44.066	87.4	43.956	154.5		1:56.316		18	27.989		42.320	87.2	<u>42.811</u>	152.5		1:53.120	
3	27.802		42.411	87.2	43.435	153.6		1:53.648		19	27.929		42.397	88.0	42.841	154.3		1:53.167	
4	28.010		42.148	87.8	43.074	154.3		1:53.232		20	27.714		42.286	87.3	43.171	153.2		1:53.171	
5	28.464		42.010	87.6	43.022	154.3		1:53.496		21	28.085		42.490	86.7	43.421	152.5		1:53.996	
6	27.801		<u>41.969</u>	88.9	43.254	153.4		<u>1:53.024</u>		22	28.330		42.485	87.4	43.087	151.9		1:53.902	
7	28.279		42.317	87.6	43.212	153.6		1:53.808		23	27.844		43.053	86.0	43.082	152.3		1:53.979	
8	27.857		42.368	86.4	43.357	152.3		1:53.582		24	<u>27.704</u>		42.396	87.3	42.964	152.3		1:53.064	
9	28.073		42.304	88.0	43.081	149.8		1:53.458		25	27.869		42.954	86.2	43.511	151.5		1:54.334	
10	28.722		42.175	87.3	42.967	151.9		1:53.864		26	27.706		42.157	87.7	43.364	153.0		1:53.227	
11	27.781		42.292	87.4	42.962	<u>155.4</u>		1:53.035		27	28.393		42.681	87.6	43.481	153.2		1:54.555	
12	28.107		42.296	87.5	42.813	154.7		1:53.216		28	30.442		42.557	87.1	43.438	145.2		1:56.437	
13	32.756		43.483	87.5				2:01.892		29	28.208		42.187	88.1	43.011	152.5		1:53.406	
14	Out		42.928	85.3	43.302	152.1		3:20.412	P	30	27.800		42.301	<u>89.3</u>	43.111	152.8		1:53.212	
15	28.122		42.776	86.3	43.003	153.2		1:53.901		31	27.893		42.621	87.5	43.463	151.9		1:53.977	
16	27.785		42.620	87.6	43.141	153.0		1:53.546		32									

46 Marco Malaguti									Ginetta G12										
lap	Sect-1	Speed	Sect-2	Speed	Sect-3	Speed	TopSpeed	laptime	pit	lap	Sect-1	Speed	Sect-2	Speed	Sect-3	Speed	Topspeed	laptime	pit
1	33.890		37.169	100.8	41.052	174.2		1:52.111		18	26.336		39.580	92.7	41.532	175.3		1:47.448	
2	24.596		36.865	98.5	42.862	174.5		1:44.323		19	25.335		39.063	90.3	43.592	170.6		1:47.990	
3	24.679		37.007	99.0	42.467	172.8		1:44.153		20	26.218		38.230	93.1	42.382	175.0		1:46.830	
4	25.062		36.815	102.7	41.845	175.3		1:43.722		21	24.866		37.016	96.3	41.230	176.8		1:43.112	
5	24.576		36.919	99.2	42.046	175.9		1:43.541		22	25.111		37.374	94.2	43.741	175.9		1:46.226	
6	25.173		36.692	97.2	41.465	176.5		1:43.330		23	24.639		37.571	91.8	41.382	177.9		1:43.592	
7	24.680		36.712	101.1	42.904	175.9		1:44.296		24	24.613		37.673	93.8	40.898	175.9		1:43.184	
8	25.221		36.663	94.6	41.385	<u>179.1</u>		1:43.269		25	24.778		38.406	92.1	41.180	175.6		1:44.364	
9	24.459		<u>36.099</u>	<u>103.0</u>	<u>40.101</u>	177.6		<u>1:40.659</u>		26	24.884		37.668	96.1	41.681	176.2		1:44.233	
10	<u>24.206</u>		36.468	94.2	42.617	175.0		1:43.291		27	24.932		36.631	93.6	41.694	175.6		1:43.257	
11	24.634		37.202	90.1	40.588	178.2		1:42.424		28	25.336		37.629	99.0	41.547	174.2		1:44.512	
12	24.266		37.527	92.8	40.992	167.7		1:42.785		29	24.580		37.159	100.0	41.141	176.5		1:42.880	
13	24.648		36.972	99.4	42.025	161.7		1:43.645		30	24.750		39.031	83.6	42.545	172.0		1:46.326	
14	26.359		37.480	97.0				1:49.480		31	25.388		37.420	95.4	41.515	174.5		1:44.323	
15	Out		38.981	88.2	43.107	175.6		2:57.123	P	32	25.082		37.231	88.2	40.967	177.0		1:43.280	
16	24.834		37.921	94.5	42.383	169.5		1:45.138		33	24.523		36.140	96.3	40.484	178.8		1:41.147	
17	24.660		37.583	96.6	42.372	167.2		1:44.615		34	24.495		36.289	98.1	40.281	177.6		1:41.065	

48 Sordi-Sordi									A.R. GTA 1.3 Junio										
lap	Sect-1	Speed	Sect-2	Speed	Sect-3	Speed	TopSpeed	laptime	pit	lap	Sect-1	Speed	Sect-2	Speed	Sect-3	Speed	Topspeed	laptime	pit
1	32.036		42.955	86.4	44.707	152.3		1:59.698		17	26.915		40.649	87.5	40.017	161.0		1:47.581	
2	29.392		42.470	87.1	45.066	153.2		1:56.928		18	26.064		40.569	87.9	40.040	160.0		1:46.673	
3	28.990		42.612	87.1	44.521	153.2		1:56.123		19	27.234		40.570	86.4	40.035	159.8		1:47.839	
4	28.910		42.286	88.0	44.644	151.5		1:55.840		20	26.308		40.611	86.3	40.401	158.8		1:47.320	
5	28.437		42.329	85.9	45.079	154.1		1:55.845		21	26.543		40.717	82.8	40.487	157.4		1:47.747	

# HISTO CUP Tourenwagen Revival

## Histo Cup Austria



Championat Italiane Storiche  
Runden und Sektoren Zeiten

23 - 25 September 2016  
Salzburgering - 4240 mtr.

6	28.428	42.708	88.3	43.545	154.5	1:54.681	22	26.635	40.684	83.6	40.378	158.6	1:47.697
7	28.233	41.440	87.8	43.658	154.1	1:53.331	23	27.424	41.007	83.3	40.047	160.0	1:48.478
8	28.236	42.076	89.9	42.823	154.7	1:53.135	24	26.301	40.818	85.3	39.895	158.6	1:47.014
9	27.883	41.106	88.0	43.978	154.9	1:52.967	25	26.261	40.633	87.2	39.908	<u>161.7</u>	1:46.802
10	28.004	41.091	86.9	43.417	154.7	1:52.512	26	26.329	40.701	87.6	39.740	160.5	1:46.770
11	27.787	41.251	88.5	42.523	154.9	1:51.561	27	26.045	40.394	85.6	39.841	160.0	1:46.280
12	27.537	41.064	<u>91.1</u>	42.354	154.5	1:50.955	28	26.061	40.452	88.7	39.969	159.8	1:46.482
13	27.753	41.139	89.9			1:54.710	29	26.280	40.460	87.2	40.169	159.1	1:46.909
14	Out	41.332	85.9	41.344	158.6	3:03.458 P	30	<u>25.992</u>	<u>40.301</u>	87.1	<u>39.497</u>	158.8	<u>1:45.790</u>
15	27.111	40.929	88.5	40.572	160.0	1:48.612	31	26.150	40.410	86.3	39.647	160.2	1:46.207
16	26.194	40.843	87.5	39.954	<u>161.7</u>	1:46.991	32	30.549	40.703	87.2	39.772	158.1	1:51.024

97 Limuti-Fontana										BMW 2002 Tii										
lap	Sect-1	Speed	Sect-2	Speed	Sect-3	Speed	TopSpeed	laptime	pit	lap	Sect-1	Speed	Sect-2	Speed	Sect-3	Speed	Top speed	laptime	pit	
1	33.056		43.556	86.0	47.398	155.6		2:04.010		17	Out		39.959	93.3	43.184	156.5		3:25.791	P	
2	27.846		42.539	84.4	48.122	157.0		1:58.507		18	27.037		40.001	92.8	42.307	159.3		1:49.345		
3	27.896		42.755	88.6	47.363	155.4		1:58.014		19	26.344		40.052	92.7	42.584	159.1		1:48.980		
4	28.177		42.624	80.8	48.045	156.5		1:58.846		20	26.463		39.550	92.7	42.138	158.8		1:48.151		
5	28.922		42.551	80.4	47.152	154.7		1:58.625		21	26.616		41.332	92.7	42.124	159.1		1:50.072		
6	28.734		43.498	86.1	48.239	152.8		2:00.471		22	26.214		39.877	91.8	41.796	160.0		1:47.887		
7	28.570		43.320	78.7	47.551	156.7		1:59.441		23	26.274		39.800	92.1	43.826	158.6		1:49.900		
8	28.228		42.359	85.7	47.448	154.5		1:58.035		24	26.437		39.713	93.6	<u>40.745</u>	162.4		1:46.895		
9	28.376		42.032	87.7	47.808	158.1		1:58.216		25	25.911		39.495	93.5	41.035	161.0		1:46.441		
10	27.795		41.394	89.7	46.526	152.1		1:55.715		26	26.313		39.430	92.9	41.060	161.4		1:46.803		
11	28.379		42.279	87.1	46.345	155.6		1:57.003		27	26.007		39.552	92.9	41.250	161.9		1:46.809		
12	28.228		42.155	86.0	47.183	151.5		1:57.566		28	26.083		39.708	93.0	40.928	160.2		1:46.719		
13	28.387		43.336	80.9	47.273	153.4		1:58.996		29	27.047		39.668	92.3	41.539	161.0		1:48.254		
14	28.601		42.812	89.3	46.562	156.5		1:57.975		30	26.484		39.487	92.8	41.869	162.2		1:47.840		
15	27.551		43.155	83.8	46.281	151.0		1:56.987		31	<u>25.853</u>		<u>39.429</u>	<u>94.6</u>	40.874	<u>164.9</u>		<u>1:46.156</u>		
16	28.487		42.018	87.2				2:00.287		32										

102 Roberto Chiaramonte Bordonaro										Alpine Renault A110										
lap	Sect-1	Speed	Sect-2	Speed	Sect-3	Speed	TopSpeed	laptime	pit	lap	Sect-1	Speed	Sect-2	Speed	Sect-3	Speed	Top speed	laptime	pit	
1	34.173		41.218	95.7	43.499	165.9		1:58.890		18	Out		40.511	94.7	44.798	162.9		3:24.484	P	
2	26.768		38.631	98.5	41.825	164.1		1:47.224		19	27.288		39.229	94.5	44.812	164.4		1:51.329		
3	27.322		39.009	98.4	41.656	164.6		1:47.987		20	26.162		39.126	96.1	43.264	164.9		1:48.552		
4	26.724		38.830	<u>99.2</u>	40.759	168.0		1:46.313		21	26.105		39.699	93.3	44.417	161.9		1:50.221		
5	26.774		39.255	97.4	42.856	166.9		1:48.885		22	26.841		39.763	94.4	43.355	164.9		1:49.959		
6	27.279		39.095	98.0	41.190	166.7		1:47.564		23	26.185		39.303	97.2	43.250	166.9		1:48.738		
7	26.859		38.520	98.6	41.542	166.4		1:46.921		24	26.411		39.224	97.3	42.732	167.7		1:48.367		
8	26.608		38.911	97.8	41.501	165.4		1:47.020		25	25.826		39.147	97.4	42.296	166.4		1:47.269		
9	28.109		38.806	98.8	41.766	168.5		1:48.681		26	<u>25.517</u>		38.902	97.4	42.079	167.2		1:46.498		
10	26.359		38.889	98.5	41.347	166.9		1:46.595		27	25.551		38.526	98.5	43.130	161.4		1:47.207		
11	26.921		39.361	97.6	40.669	165.4		1:46.951		28	26.376		39.523	96.5	42.497	163.1		1:48.396		
12	26.511		38.780	97.4	40.671	<u>169.5</u>		1:45.962		29	26.381		39.403	96.9	42.761	165.4		1:48.545		
13	26.439		<u>38.504</u>	97.3	<u>40.595</u>	<u>169.3</u>		<u>1:45.538</u>		30	25.930		39.106	97.6	43.606	162.9		1:48.642		
14	26.469		38.908	97.6	40.910	166.4		1:46.287		31	26.178		39.293	97.2	42.181	166.4		1:47.652		
15	26.566		38.836	98.0	41.905	164.6		1:47.307		32	28.829		41.063	89.1	44.562	158.4		1:54.454		
16	26.755		39.575	97.0	41.156	167.4		1:47.486		33	26.979		39.941	96.6	42.867	161.9		1:49.787		
17	27.413		40.937	96.9				1:54.085		34										

107 Damiani - Benusiglio										Porsche 911 S									
lap	Sect-1	Speed	Sect-2	Speed	Sect-3	Speed	TopSpeed	laptime	pit	lap	Sect-1	Speed	Sect-2	Speed	Sect-3	Speed	Top speed	laptime	pit
1	31.243		38.819	96.6	43.938	164.6		1:54.000		18	26.267		38.573	101.4	43.183	165.4		1:48.023	
2	26.824		39.707	94.9	43.477	166.2		1:50.008		19	25.817		38.200	102.1	42.186	162.4		1:46.203	
3	25.909		38.221	98.2	42.574	166.2		1:46.704		20	25.951		38.022	102.7	42.376	161.0		1:46.349	
4	25.730		38.094	99.3	42.685	162.9		1:46.509		21	25.793		37.897	102.0	41.959	164.1		1:45.649	
5	26.034		38.286	100.0	42.890	163.4		1:47.210		22	26.038		37.909	104.5	42.132	163.6		1:46.079	
6	26.012		38.232	101.0	42.800	165.4		1:47.044		23	25.778		38.032	104.0	41.945	163.9		1:45.755	
7	25.738		38.221	93.3	42.945	165.4		1:46.904		24	<u>25.493</u>		37.808	104.5	41.938	164.1		1:45.239	
8	25.738		38.036	101.0	41.744	165.4		1:45.518		25	26.126		37.847	104.7	41.969	163.6		1:45.942	
9	25.792		38.244	99.2	42.207	164.4		1:46.243		26	26.095		38.008	104.0	42.722	163.9		1:46.825	
10	25.780		38.289	100.1	42.662	159.3		1:46.731		27	25.538		37.978	104.2	41.740	163.1		1:45.256	
11	25.893		37.973	99.9	41.954	163.4		1:45.820		28	26.241		37.691	104.3	41.710	163.4		1:45.642	
12	25.843		39.429	89.4	42.484	163.9		1:47.756		29	25.821		37.714	104.3	41.481	161.4		1:45.016	
13	26.403		38.200	101.4	41.809	<u>166.9</u>		1:46.412		30	26.124		37.853	104.0	41.231	164.4		1:45.208	



# HISTO CUP Tourenwagen Revival

## Histo Cup Austria



Championat Italiane Storiche  
Runden und Sektoren Zeiten

23 - 25 September 2016  
Salzburgering - 4240 mtr.

14	26.201	38.074	98.5	42.543	164.9	1:46.818	31	25.564	37.587	105.0	40.966	166.4	1:44.117
15	26.460	38.393	98.5	42.653	161.4	1:47.506	32	25.668	<u>37.180</u>	<u>105.4</u>	<u>40.312</u>	<u>166.9</u>	<u>1:43.160</u>
16	27.301	38.627	97.0			1:51.480	33	26.770	37.561	104.3	41.012	163.9	1:45.343
17	Out	39.098	100.8	43.447	161.7	3:08.883 P	34						

115 Mundi-Rosticci										Porsche 911 3.0									
lap	Sect-1	Speed	Sect-2	Speed	Sect-3	Speed	TopSpeed	laptime	pit	lap	Sect-1	Speed	Sect-2	Speed	Sect-3	Speed	Topspeed	laptime	pit
1	33.139		36.481	105.9	41.222	180.3		1:50.842	11	23.745		35.364	108.6	39.948	176.8			1:39.057	
2	24.342		35.319	105.7	40.703	178.8		1:40.364	12	24.076		35.414	105.4	39.813	178.8			1:39.303	
3	24.132		35.624	103.6	41.246	179.4		1:41.002	13	24.004		35.068	110.3	40.387	179.4			1:39.459	
4	23.987		35.583	105.6	40.258	180.3		1:39.828	14	24.191		35.207	110.3					1:42.426	
5	23.761		35.199	108.9	40.547	180.0		1:39.507	15	Out		35.600	111.6	39.404	180.0			3:06.851 P	
6	24.067		35.675	106.2	40.497	181.5		1:40.239	16	23.776		35.113	109.9	39.071	180.6			1:37.960	
7	24.145		35.655	106.8				1:43.017	17	23.947		34.885	112.3	<u>38.574</u>	<u>181.8</u>			1:37.406	
8	Out		36.174	98.1	41.030	177.9		2:03.407 P	18	<u>23.738</u>		<u>34.820</u>	<u>112.5</u>	38.759	176.8			<u>1:37.317</u>	
9	23.865		35.082	107.5	40.006	179.7		1:38.953	19	24.155		1:30.989	35.8					3:25.137	
10	23.779		35.257	108.1	39.610	180.6		1:38.646	20										

120 Zorzi-Zorzi										Porsche 911 3.0										
lap	Sect-1	Speed	Sect-2	Speed	Sect-3	Speed	TopSpeed	laptime	pit	lap	Sect-1	Speed	Sect-2	Speed	Sect-3	Speed	Topspeed	laptime	pit	
1	1:01.237		48.168	70.8				2:44.236		15	24.265		35.074	109.1	41.962	184.6			1:41.301	
2	Out		37.008	95.1	43.439	184.0		5:18.092 P		16	24.501		35.348	111.5	40.241	186.5			1:40.090	
3	24.555		35.370	111.1	40.682	187.2		1:40.607		17	24.622		34.807	113.9	39.956	187.8			1:39.385	
4	23.899		34.983	114.5	40.624	188.8		1:39.506		18	23.957		36.233	95.2	42.842	154.1			1:43.032	
5	<u>23.627</u>		34.724	112.3	39.550	<u>191.8</u>		1:37.901		19	27.416		37.753	98.2	42.462	167.2			1:47.631	
6	23.794		35.223	106.7	39.615	191.2		1:38.632		20	26.724		37.478	104.8					1:48.560	
7	24.008		34.848	111.5	40.014	185.2		1:38.870		21	Out		42.958	83.0	47.829	164.4			10:14.090 P	
8	24.280		34.701	<u>114.8</u>	40.072	188.8		1:39.053		22	29.494		44.264	87.1	49.830	154.7			2:03.588	
9	23.912		35.183	105.4	40.021	186.5		1:39.116		23	28.762		40.778	89.7	47.978	164.4			1:57.518	
10	24.036		35.654	102.9	40.212	190.8		1:39.902		24	26.919		41.638	93.4	47.062	160.2			1:55.619	
11	23.786		<u>34.547</u>	107.3	<u>39.320</u>	187.8		<u>1:37.653</u>		25	27.945		40.407	95.1	47.452	161.2			1:55.804	
12	23.745		35.050	109.1	39.834	186.9		1:38.629		26	28.629		41.646	89.1	45.999	156.3			1:56.274	
13	24.270		35.058	113.4	40.312	188.2		1:39.640		27	32.049		45.187	66.9	48.760	158.1			2:05.996	
14	24.219		35.296	105.9	41.053	187.5		1:40.568		28										

121 Marazzi-Milani										Porsche 911 RSR										
lap	Sect-1	Speed	Sect-2	Speed	Sect-3	Speed	TopSpeed	laptime	pit	lap	Sect-1	Speed	Sect-2	Speed	Sect-3	Speed	Topspeed	laptime	pit	
1	30.230		36.111	105.1	38.549	183.4		1:44.890		19	23.919		35.749	103.7	37.467	186.2			1:37.135	
2	24.568		35.935	106.2	37.891	184.6		1:38.394		20	23.834		35.872	103.6	37.515	184.9			1:37.221	
3	24.979		35.998	105.3	37.886	184.3		1:38.863		21	23.790		35.917	103.3	37.646	185.6			1:37.353	
4	24.701		35.717	<u>107.3</u>	37.441	183.4		1:37.859		22	24.108		35.870	103.0	38.313	185.9			1:38.291	
5	24.753		35.711	106.2	37.467	185.6		1:37.931		23	23.638		35.725	103.4	37.301	<u>187.5</u>			<u>1:36.664</u>	
6	24.207		35.546	105.0	37.455	185.6		1:37.208		24	24.723		35.722	103.2	37.385	186.5			1:37.830	
7	24.156		35.842	107.0	<u>37.117</u>	184.9		1:37.115		25	24.670		36.103	101.3	37.187	185.6			1:37.960	
8	24.383		36.099	102.3	37.883	185.9		1:38.365		26	24.211		36.707	102.6	37.799	185.2			1:38.717	
9	24.214		<u>35.488</u>	102.4	37.759	185.9		1:37.461		27	23.794		35.866	102.6	37.475	184.6			1:37.135	
10	<u>23.604</u>		35.891	100.8	38.009	184.9		1:37.504		28	23.628		35.926	102.7	37.354	186.9			1:36.908	
11	24.358		35.709	101.8	37.844	182.7		1:37.911		29	23.809		36.231	100.0	37.904	183.4			1:37.944	
12	25.119		35.735	105.3	37.801	184.6		1:38.655		30	24.091		35.854	102.1	39.842	173.1			1:39.787	
13	24.314		36.106	103.4	37.757	184.9		1:38.177		31	24.888		36.112	100.3	37.886	184.6			1:38.886	
14	24.401		35.671	103.3	38.580	184.9		1:38.652		32	23.687		36.017	101.3	37.523	184.6			1:37.227	
15	24.614		35.857	<u>107.3</u>	37.534	183.1		1:38.005		33	23.841		36.052	102.6	37.801	184.3			1:37.694	
16	24.126		36.028	105.0	38.342	184.0		1:38.496		34	24.294		35.944	101.0	37.492	186.2			1:37.730	
17	24.390		36.615	98.4				1:42.028		35	24.261		36.037	98.0	38.508	184.0			1:38.806	
18	Out		36.142	104.8	37.275	185.6		2:59.292 P		36	24.145		36.178	99.6	38.257	173.6			1:38.580	

129 Tomatis-Tomatis										BMW 3.0 CSI										
lap	Sect-1	Speed	Sect-2	Speed	Sect-3	Speed	TopSpeed	laptime	pit	lap	Sect-1	Speed	Sect-2	Speed	Sect-3	Speed	Topspeed	laptime	pit	
1	32.230		40.849	98.0	43.307	159.8		1:56.386		17	26.672		40.104	98.8	40.708	<u>165.9</u>			1:47.484	
2	27.489		40.007	98.8	42.705	162.7		1:50.201		18	<u>25.888</u>		39.593	97.8	41.068	162.2			1:46.549	
3	26.614		39.393	98.8	41.823	161.2		1:47.830		19	26.541		39.648	98.5	40.508	164.1			1:46.697	
4	27.156		39.214	99.0	41.201	162.4		1:47.571		20	26.578		39.352	98.8	40.675	161.4			1:46.605	
5	26.262		40.672	96.5	43.233	161.4		1:50.167		21	26.205		39.294	98.0	40.647	163.9			1:46.146	
6	26.914		39.393	99.6	41.603	161.7		1:47.910		22	26.618		39.965	97.0	41.772	159.1			1:48.355	
7	27.844		39.232	97.3	41.457	162.2		1:48.533		23	26.937		40.564	89.2	42.136	163.4			1:49.637	

# HISTO CUP Tourenwagen Revival

## Histo Cup Austria



Championat Italiane Storiche

23 - 25 September 2016

Runden und Sektoren Zeiten

Salzburgring - 4240 mtr.

8	26.310	38.932	99.3	41.122	161.7	1:46.364	24	26.563	39.684	97.6	41.513	162.9	1:47.760
9	26.257	39.190	<u>100.7</u>	43.483	162.4	1:48.930	25	26.236	41.016	96.6	40.683	163.1	1:47.935
10	28.155	39.075	99.2	40.737	162.7	1:47.967	26	26.183	39.744	96.9	40.286	164.6	1:46.213
11	27.418	<del>38.883</del>	98.9	41.025	162.4	1:47.326	27	26.152	39.306	98.2	40.909	164.1	1:46.367
12	26.610	40.022	96.3	41.847	158.8	1:48.479	28	26.433	39.327	98.2	40.618	163.4	1:46.378
13	26.582	39.950	98.4	40.991	162.7	1:47.523	29	26.216	39.598	97.0	40.152	162.9	1:45.966
14	26.346	1:01.814	86.5			2:15.592	30	26.325	39.579	96.9	40.239	162.7	1:46.143
15	Out	40.420	99.4	41.067	164.1	3:50.708 P	31	26.213	39.582	97.6	<u>40.052</u>	165.6	<u>1:45.847</u>
16	26.169	39.985	94.7	40.891	164.6	1:47.045	32	28.113	40.393	97.0	41.662	156.3	1:50.168

143 Giuliani-Pergreffi										BMW 2002									
lap	Sect-1	Speed	Sect-2	Speed	Sect-3	Speed	TopSpeed	laptime	pit	lap	Sect-1	Speed	Sect-2	Speed	Sect-3	Speed	Topspeed	laptime	pit
1	32.497		36.708	106.4	39.438	180.9		1:48.643		19	24.732		36.016	103.4	38.070	178.8		1:38.818	
2	24.488		35.986	103.9	38.135	182.1		1:38.609		20	24.745		35.813	103.2	37.806	180.9		1:38.364	
3	24.159		35.768	104.5	37.708	182.7		1:37.635		21	24.387		35.651	103.7	38.497	180.6		1:38.535	
4	23.962		35.526	105.4	37.641	183.4		1:37.129		22	24.205		36.020	103.0	38.160	181.2		1:38.385	
5	23.978		35.315	106.5	<u>37.224</u>	185.2		1:36.517		23	24.243		35.887	103.0				1:39.361	
6	23.881		35.313	104.8	37.389	<u>186.9</u>		1:36.583		24	Out		36.798	102.3	40.723	179.1		3:02.082 P	
7	23.718		35.595	104.2	37.586	185.6		1:36.899		25	25.211		36.544	100.0	39.214	181.2		1:40.969	
8	24.268		35.179	105.1	37.474	183.1		1:36.921		26	24.597		36.106	102.9	39.688	169.8		1:40.391	
9	23.922		35.324	105.4	37.645	184.6		1:36.891		27	25.523		36.640	101.8	39.876	179.4		1:42.039	
10	23.823		35.360	106.2	38.060	183.1		1:37.243		28	24.421		36.478	101.4	40.199	175.6		1:41.098	
11	23.778		35.392	105.3	38.078	181.5		1:37.248		29	24.846		36.759	100.3	40.896	178.2		1:42.501	
12	<u>23.574</u>		35.440	105.0	37.269	186.2		<u>1:36.283</u>		30	24.729		37.613	100.1	40.014	177.6		1:42.356	
13	23.791		<u>35.035</u>	<u>108.3</u>	38.052	182.1		1:36.878		31	24.407		36.400	103.6	39.588	162.9		1:40.395	
14	23.811		35.666	102.9	37.651	181.5		1:37.128		32	34.375		41.818	98.0	39.482	176.2		1:55.675	
15	24.143		35.814	102.7	37.671	181.2		1:37.628		33	29.053		38.685	89.1	44.563	145.6		1:52.301	
16	24.315		35.716	103.6	38.016	180.9		1:38.047		34	28.615		40.293	89.4	41.826	161.7		1:50.734	
17	24.695		36.000	103.0	38.374	180.6		1:39.069		35	40.893		41.814	72.1	44.585	112.9		2:07.292	
18	24.477		35.851	102.3	38.426	176.5		1:38.754		36									

149 Ronconi-Gulinelli										Porsche 930									
lap	Sect-1	Speed	Sect-2	Speed	Sect-3	Speed	TopSpeed	laptime	pit	lap	Sect-1	Speed	Sect-2	Speed	Sect-3	Speed	Topspeed	laptime	pit
1	29.035		32.860	<u>116.3</u>	39.060	209.3		1:40.955		9	22.415		33.158	111.8	38.048	210.1		1:33.621	
2	22.500		32.443	115.6	39.353	208.9		1:34.296		10	<u>22.217</u>		33.112	104.3	38.295	209.3		1:33.624	
3	22.445		<u>32.219</u>	112.3	39.474	<u>210.5</u>		1:34.138		11	22.701		32.523	109.6	37.865	208.5		<u>1:33.089</u>	
4	22.609		35.724	96.6	40.177	196.4		1:38.510		12	22.589		32.515	107.9	38.133	209.3		1:33.237	
5	23.781		33.284	104.3	39.301	209.7		1:36.366		13	22.974		34.636	92.3				1:41.416	
6	23.130		32.833	112.5	39.546	181.8		1:35.509		14	Out		41.932	71.1	44.838	161.4		3:02.080 P	
7	23.445		33.261	105.7	39.358	202.6		1:36.064		15	28.835		44.086	77.6	<u>36.566</u>	197.4		1:49.487	
8	22.550		32.641	110.6	39.271	210.1		1:34.462		16									

153 Massimo Guerra										Porsche 935 K3									
lap	Sect-1	Speed	Sect-2	Speed	Sect-3	Speed	TopSpeed	laptime	pit	lap	Sect-1	Speed	Sect-2	Speed	Sect-3	Speed	Topspeed	laptime	pit
1	28.654		30.283	144.3	36.262	227.4		1:35.199		20	20.830		29.799	128.3	36.214	226.9		1:26.843	
2	21.891		30.023	140.1	35.724	221.8		1:27.638		21	21.065		29.930	143.4	35.486	221.8		1:26.481	
3	22.131		30.186	141.2	35.766	228.8		1:28.083		22	21.144		29.641	132.1	35.787	225.9		1:26.572	
4	22.354		37.286	82.9				1:45.467		23	21.357		29.975	142.9	35.081	229.3		1:26.413	
5	Out		30.736	117.1	35.656	228.3		3:25.187 P		24	21.824		29.764	144.3	35.175	223.1		1:26.763	
6	20.855		29.541	141.7	35.027	228.8		1:25.423		25	21.643		30.623	139.3	35.859	223.6		1:28.125	
7	21.148		36.818	88.2				1:38.839		26	21.916		30.195	136.9	36.210	224.5		1:28.321	
8	Out		29.780	123.3	36.027	228.3		3:09.193 P		27	21.275		30.407	142.0	35.751	221.8		1:27.433	
9	<u>20.531</u>		29.210	138.2	36.539	228.3		1:26.280		28	23.029		31.090	136.1	37.006	196.0		1:31.125	
10	20.793		28.995	144.0	<u>34.729</u>	<u>231.3</u>		<u>1:24.517</u>		29	23.646		32.837	115.4	38.950	202.6		1:35.433	
11	20.576		30.594	129.0	35.487	229.3		1:26.657		30	23.337		32.985	119.8	36.713	219.5		1:33.035	
12	20.698		32.611	115.6	35.854	230.3		1:29.163		31	23.190		31.144	136.6	35.934	222.2		1:30.268	
13	21.214		29.305	141.7	35.202	228.8		1:25.721		32	22.494		31.205	140.4	36.175	215.1		1:29.874	
14	21.764		<del>28.986</del>	<u>145.5</u>	35.153	226.9		1:25.903		33	22.023		30.772	130.4	35.647	221.8		1:28.442	
15	21.099		29.446	138.5	35.699	227.8		1:26.244		34	22.188		31.558	129.0	37.596	191.2		1:31.342	
16	22.028		30.136	137.9	35.895	226.9		1:28.059		35	23.759		33.525	111.5	39.106	185.9		1:36.390	
17	21.326		29.635	<u>145.5</u>	35.091	228.8		1:26.052		36	24.158		33.044	117.6	38.179	179.7		1:35.381	
18	20.990		29.557	143.7				1:28.542		37	24.687		34.034	98.6	42.815	149.2		1:41.536	
19	Out		30.235	144.3	35.154	226.4		2:44.459 P		38									

# HISTO CUP Tourenwagen Revival

## Histo Cup Austria

Championat Italiane Storiche  
Runden und Sektoren Zeiten

23 - 25 September 2016  
Salzburgring - 4240 mtr.



156		Mario Massaglia							Porsche 930 Turbo										
lap	Sect-1	Speed	Sect-2	Speed	Sect-3	Speed	TopSpeed	laptime	pit	lap	Sect-1	Speed	Sect-2	Speed	Sect-3	Speed	Topspeed	laptime	pit
1	28.831		31.425	<u>130.4</u>	<u>36.773</u>	206.9		1:37.029		7	22.196		31.669	127.7	36.971	204.2		1:30.836	
2	22.235		<u>31.010</u>	129.3	37.158	<u>207.7</u>		1:30.403		8	<u>21.573</u>		31.449	126.3	37.245	205.7		1:30.267	
3	22.232		31.796	128.6	37.450	205.3		1:31.478		9	21.994		31.987	130.2	37.276	203.0		1:31.257	
4	22.139		31.252	120.0	37.709	205.7		1:31.100		10	21.664		32.556	125.9	36.969	204.5		1:31.189	
5	22.115		31.395	129.7	37.361	206.9		1:30.871		11	21.666		31.280	128.8	36.910	204.9		<u>1:29.856</u>	
6	22.456		31.702	117.3	38.510	202.2		1:32.668		12	22.607		31.655	125.9	37.066	202.6		1:31.328	

# HISTO CUP Tourenwagen Revival

## Histo Cup Austria

Championat Italiane Storiche  
Rundezeiten

23 - 25 September 2016  
Salzburgering - 4240 mtr.

Nr.	Name	Rnd	Runde	Lap ..1	Lap ..2	Lap ..3	Lap ..4	Lap ..5	Lap ..6	Lap ..7	Lap ..8	Lap ..9	Lap ..0
153	Massimo Guerra	37	1 - 10	1:35.199	1:27.638	1:28.083	1:45.467	3:25.187	1:25.423	1:38.839	3:09.193	1:26.280	1:24.517
			11 - 20	1:26.657	1:29.163	1:25.721	1:25.903	1:26.244	1:28.059	1:26.052	1:28.542	2:44.459	1:26.843
			21 - 30	1:26.481	1:26.572	1:26.413	1:26.763	1:28.125	1:28.321	1:27.433	1:31.125	1:35.433	1:33.035
			31 - 40	1:30.268	1:29.874	1:28.442	1:31.342	1:36.390	1:35.381	1:41.536			
121	Marazzi-Milani	36	1 - 10	1:44.890	1:38.394	1:38.863	1:37.859	1:37.931	1:37.208	1:37.115	1:38.365	1:37.461	1:37.504
			11 - 20	1:37.911	1:38.655	1:38.177	1:38.652	1:38.005	1:38.496	1:42.028	2:59.292	1:37.135	1:37.221
			21 - 30	1:37.353	1:38.291	1:36.664	1:37.830	1:37.960	1:38.717	1:37.135	1:36.908	1:37.944	1:39.787
			31 - 40	1:38.886	1:37.227	1:37.694	1:37.730	1:38.806	1:38.580				
143	Giuliani-Pergreffi	35	1 - 10	1:48.643	1:38.609	1:37.635	1:37.129	1:36.517	1:36.583	1:36.899	1:36.921	1:36.891	1:37.243
			11 - 20	1:37.248	1:36.283	1:36.878	1:37.128	1:37.628	1:38.047	1:39.069	1:38.754	1:38.818	1:38.364
			21 - 30	1:38.535	1:38.385	1:39.361	3:02.082	1:40.969	1:40.391	1:42.039	1:41.098	1:42.501	1:42.356
			31 - 40	1:40.395	1:55.675	1:52.301	1:50.734	2:07.292					
46	Marco Malaguti	34	1 - 10	1:52.111	1:44.323	1:44.153	1:43.722	1:43.541	1:43.330	1:44.296	1:43.269	1:40.659	1:43.291
			11 - 20	1:42.424	1:42.785	1:43.645	1:49.480	2:57.123	1:45.138	1:44.615	1:47.448	1:47.990	1:46.830
			21 - 30	1:43.112	1:46.226	1:43.592	1:43.184	1:44.364	1:44.233	1:43.257	1:44.512	1:42.880	1:46.326
			31 - 40	1:44.323	1:43.280	1:41.147	1:41.065						
107	Damiani-Benusiglio	33	1 - 10	1:54.000	1:50.008	1:46.704	1:46.509	1:47.210	1:47.044	1:46.904	1:45.518	1:46.243	1:46.731
			11 - 20	1:45.820	1:47.756	1:46.412	1:46.818	1:47.506	1:51.480	3:08.883	1:48.023	1:46.203	1:46.349
			21 - 30	1:45.649	1:46.079	1:45.755	1:45.239	1:45.942	1:46.825	1:45.256	1:45.642	1:45.016	1:45.208
			31 - 40	1:44.117	1:43.160	1:45.343							
102	Roberto Chiaramonte Bordonar	33	1 - 10	1:58.890	1:47.224	1:47.987	1:46.313	1:48.885	1:47.564	1:46.921	1:47.020	1:48.681	1:46.595
			11 - 20	1:46.951	1:45.962	1:45.538	1:46.287	1:47.307	1:47.486	1:54.085	3:24.484	1:51.329	1:48.552
			21 - 30	1:50.221	1:49.959	1:48.738	1:48.367	1:47.269	1:46.498	1:47.207	1:48.396	1:48.545	1:48.642
			31 - 40	1:47.652	1:54.454	1:49.787							
129	Tomatis-Tomatis	32	1 - 10	1:56.386	1:50.201	1:47.830	1:47.571	1:50.167	1:47.910	1:48.533	1:46.364	1:48.930	1:47.967
			11 - 20	1:47.326	1:48.479	1:47.523	2:15.592	3:50.708	1:47.045	1:47.484	1:46.549	1:46.697	1:46.605
			21 - 30	1:46.146	1:48.355	1:49.637	1:47.760	1:47.935	1:46.213	1:46.367	1:46.378	1:45.966	1:46.143
			31 - 40	1:45.847	1:50.168								
48	Sordi-Sordi	32	1 - 10	1:59.698	1:56.928	1:56.123	1:55.840	1:55.845	1:54.681	1:53.331	1:53.135	1:52.967	1:52.512
			11 - 20	1:51.561	1:50.955	1:54.710	3:03.458	1:48.612	1:46.991	1:47.581	1:46.673	1:47.839	1:47.320
			21 - 30	1:47.747	1:47.697	1:48.478	1:47.014	1:46.802	1:46.770	1:46.280	1:46.482	1:46.909	1:45.790
			31 - 40	1:46.207	1:51.024								
15	Marco Guerra	32	1 - 10	1:58.595	1:51.935	1:49.810	1:49.122	1:50.016	1:48.662	1:48.365	1:49.058	1:49.660	1:50.832
			11 - 20	1:50.663	1:50.868	1:47.870	1:52.715	1:50.447	1:55.146	3:17.437	1:51.933	1:50.587	1:51.397
			21 - 30	1:48.344	1:48.965	1:50.050	1:49.029	1:47.977	1:48.169	1:46.938	1:47.482	1:48.082	1:47.332
			31 - 40	1:48.351	1:50.176								
97	Limuti-Fontana	31	1 - 10	2:04.010	1:58.507	1:58.014	1:58.846	1:58.625	2:00.471	1:59.441	1:58.035	1:58.216	1:55.715
			11 - 20	1:57.003	1:57.566	1:58.996	1:57.975	1:56.987	2:00.287	3:25.791	1:49.345	1:48.980	1:48.151
			21 - 30	1:50.072	1:47.887	1:49.900	1:46.895	1:46.441	1:46.803	1:46.809	1:46.719	1:48.254	1:47.840
			31 - 40	1:46.156									
45	Marcello Incerti	31	1 - 10	1:58.151	1:56.316	1:53.648	1:53.232	1:53.496	1:53.024	1:53.808	1:53.582	1:53.458	1:53.864
			11 - 20	1:53.035	1:53.216	2:01.892	3:20.412	1:53.901	1:53.546	1:53.786	1:53.120	1:53.167	1:53.171
			21 - 30	1:53.996	1:53.902	1:53.979	1:53.064	1:54.334	1:53.227	1:54.555	1:56.437	1:53.406	1:53.212
			31 - 40	1:53.977									

HISTO CUP Tourenwagen Revival  
Histo Cup Austria

Championat Italiane Storiche  
Rundezeiten

23 - 25 September 2016  
Salzburgring - 4240 mtr.



Nr.	Name	Rnd	Runde	Lap ..1	Lap ..2	Lap ..3	Lap ..4	Lap ..5	Lap ..6	Lap ..7	Lap ..8	Lap ..9	Lap ..0
120	Zorzi-Zorzi	27	1 - 10	2:44.236	5:18.092	1:40.607	1:39.506	1:37.901	1:38.632	1:38.870	1:39.053	1:39.116	1:39.902
			11 - 20	1:37.653	1:38.629	1:39.640	1:40.568	1:41.301	1:40.090	1:39.385	1:43.032	1:47.631	1:48.560
			21 - 30	10:14.090	2:03.588	1:57.518	1:55.619	1:55.804	1:56.274	2:05.996			
115	Mundi-Rosticci	19	1 - 10	1:50.842	1:40.364	1:41.002	1:39.828	1:39.507	1:40.239	1:43.017	2:03.407	1:38.953	1:38.646
			11 - 20	1:39.057	1:39.303	1:39.459	1:42.426	3:06.851	1:37.960	1:37.406	1:37.317	3:25.137	
149	Ronconi-Gulinelli	15	1 - 10	1:40.955	1:34.296	1:34.138	1:38.510	1:36.366	1:35.509	1:36.064	1:34.462	1:33.621	1:33.624
			11 - 20	1:33.089	1:33.237	1:41.416	3:02.080	1:49.487					
156	Mario Massaglia	12	1 - 10	1:37.029	1:30.403	1:31.478	1:31.100	1:30.871	1:32.668	1:30.836	1:30.267	1:31.257	1:31.189
			11 - 20	1:29.856	1:31.328								



# HISTO CUP Tourenwagen Revival

## Histo Cup Austria

Championat Italiane Storiche - 1 H Race  
Ergebnis 1 H Race

23 - 25 September 2016  
Salzburgring - 4240 mtr.

### Periodo F - T 1600

Gestartet: 1 Nicht Gestart: 0 Gewertet: 1 Nicht gewertet: 0

Pl.	Nr.	Name / Bewerber	Fahrzeug	Diff.	Diff	Gesamt zeit	Schnellste	In
1	15	Marco Guerra	Ford Cortina Lotus	-- 32 laps --		1:00:16.710	1:46.938	27

### Periodo G1 - T 1600

Gestartet: 1 Nicht Gestart: 0 Gewertet: 1 Nicht gewertet: 0

Pl.	Nr.	Name / Bewerber	Fahrzeug	Diff.	Diff	Gesamt zeit	Schnellste	In
1	45	Marcello Incerti Club 02	BMW1600 Ti	-- 31 laps --	2:15.909	1:00:42.443	1:53.024	6

### Periodo G1 - GTP 1600

Gestartet: 1 Nicht Gestart: 0 Gewertet: 1 Nicht gewertet: 0

Pl.	Nr.	Name / Bewerber	Fahrzeug	Diff.	Diff	Gesamt zeit	Schnellste	In
1	46	Marco Malaguti Club 02	Ginetta G12	-- 34 laps --		1:00:26.012	1:40.659	9

### Periodo G2/H1 - TC/1300

Gestartet: 1 Nicht Gestart: 0 Gewertet: 1 Nicht gewertet: 0

Pl.	Nr.	Name / Bewerber	Fahrzeug	Diff.	Diff	Gesamt zeit	Schnellste	In
1	48	Sordi-Sordi	A.R. GTA 1.3 Junio	-- 32 laps --	3:08.936	1:00:12.736	1:45.790	30

### Periodo G2/H1 - TC 2000

Gestartet: 1 Nicht Gestart: 0 Gewertet: 1 Nicht gewertet: 0

Pl.	Nr.	Name / Bewerber	Fahrzeug	Diff.	Diff	Gesamt zeit	Schnellste	In
1	97	Limuti-Fontana	BMW 2002 Tii	-- 31 laps --	2:03.270	1:00:24.982	1:46.156	31

### Periodo G2-H1 - GTS 1600

Gestartet: 1 Nicht Gestart: 0 Gewertet: 1 Nicht gewertet: 0

Pl.	Nr.	Name / Bewerber	Fahrzeug	Diff.	Diff	Gesamt zeit	Schnellste	In
1	102	Roberto Chiaramonte Bordonaro AB Motorsport	Alpine Renault A110	-- 33 laps --		1:01:29.290	1:45.538	13

### Periodo G2-H1 - GTS 2000

Gestartet: 1 Nicht Gestart: 0 Gewertet: 1 Nicht gewertet: 0

Pl.	Nr.	Name / Bewerber	Fahrzeug	Diff.	Diff	Gesamt zeit	Schnellste	In
1	107	Damiani-Benusiglio AB Motorsport	Porsche 911 S	-- 33 laps --		1:00:09.050	1:43.160	32

Schnellste Runde : 1:24.517 in Runde 10 durch nr. 153 : Massimo Guerra(Massimo Guerra) (Porsche 935 K3)

Aushangzeit

Ergebnisse und Rundenzeiten : [www.raceresults.at](http://www.raceresults.at)

Zeitnahme durch : SDO SportTiming

Rennleiter	Steward	Zeitmessung	
Seite 1 von 2			

# HISTO CUP Tourenwagen Revival

## Histo Cup Austria

Championat Italiane Storiche - 1 H Race  
Ergebnis 1 H Race

23 - 25 September 2016  
Salzburgring - 4240 mtr.

### Periodo G2-H1 - GTS oltre 2500

Gestartet: 3 Nicht Gestart: 0 Gewertet: 2 Nicht gewertet: 1

Pl.	Nr.	Name / Bewerber	Fahrzeug	Diff.	Diff	Gesamt zeit	Schnellste	In
1	121	Marazzi-Milani University Motors	Porsche 911 RSR	-- 36 laps --		1:00:21.862	1:36.664	23
2	120	Zorzi-Zorzi Team Italia	Porsche 911 3.0	-- 27 laps --		1:00:24.674	1:37.653	11

Nicht gewertet in Klasse : G2-9 Klassifikations Limit (70% von 36 Rnd) = 26 Rnd

DNC	115	Mundi-Rosticci Sc. Autom. Kinzica	Porsche 911 3.0	-- 19 laps --		35:24.140	1:37.317	18
-----	-----	--------------------------------------	-----------------	---------------	--	-----------	----------	----

### Periodo H2-I - TC oltre 2500

Gestartet: 1 Nicht Gestart: 0 Gewertet: 1 Nicht gewertet: 0

Pl.	Nr.	Name / Bewerber	Fahrzeug	Diff.	Diff	Gesamt zeit	Schnellste	In
1	129	Tomatis-Tomatis	BMW3.0 CSI	-- 32 laps --		1:00:10.147	1:45.847	31

### Periodo H2-I - SIL 2000

Gestartet: 1 Nicht Gestart: 0 Gewertet: 1 Nicht gewertet: 0

Pl.	Nr.	Name / Bewerber	Fahrzeug	Diff.	Diff	Gesamt zeit	Schnellste	In
1	143	Giuliani-Pergreffi Club 02	BMW2002	-- 35 laps --		1:00:19.531	1:36.283	12

### Periodo H2-I - SIL oltre 2000

Gestartet: 3 Nicht Gestart: 0 Gewertet: 1 Nicht gewertet: 2

Pl.	Nr.	Name / Bewerber	Fahrzeug	Diff.	Diff	Gesamt zeit	Schnellste	In
1	153	Massimo Guerra Team Italia	Porsche 935 K3	-- 37 laps --		1:00:18.345	1:24.517	10

Nicht gewertet in Klasse : G3-3 Klassifikations Limit (70% von 37 Rnd) = 26 Rnd

DNC	149	Ronconi-Gulinelli Team Italia	Porsche 930	-- 15 laps --		25:39.104	1:33.089	11
DNC	156	Mario Massaglia Team Bassano	Porsche 930 Turbo	-- 12 laps --		18:21.035	1:29.856	11

Schnellste Runde : 1:24.517 in Runde 10 durch nr. 153 : Massimo Guerra(Massimo Guerra) (Porsche 935 K3)

Aushangzeit

Ergebnisse und Rundenzeiten : [www.raceresults.at](http://www.raceresults.at)

Zeitnahme durch : SDO SportTiming

Rennleiter	Steward	Zeitmessung	
Seite 2 von 2			

## HISTO CUP Tourenwagen Revival Histo Cup Austria

Championat Italiane Storiche  
Sector analyse

23 - 25 September 2016  
Salzburgring - 4240 mtr.

Pl.	Nr.	Name / Team Name	Sector 1			Sector 2			Sector 3			Theoretischer Bestest	Bestzeit	In
			Zeit	.	pl.	Zeit	.	pl.	Zeit	.	pl.			
1	153	Massimo Guerra	20.531	9	1	28.986	14	1	34.729	10	1	1:24.246	1: 24.517	10
2	121	Marazzi-Milani	23.604	10	5	35.488	9	7	37.117	7	4	1:36.209	1: 36.664	23
3	143	Giuliani-Pergreffi	23.574	12	4	35.035	13	6	37.224	5	5	1:35.833	1: 36.283	12
4	46	Marco Malaguti	24.206	10	8	36.099	9	8	40.101	9	10	1:40.406	1: 40.659	9
5	107	Damiani-Benusiglio	25.493	24	9	37.180	32	9	40.312	32	11	1:42.985	1: 43.160	32
6	102	Roberto Chiaramonte Bordonaro	25.517	26	10	38.504	13	10	40.595	13	12	1:44.616	1: 45.538	13
7	129	Tomatis -Tomatis	25.888	18	13	38.883	11	11	40.052	31	9	1:44.823	1: 45.847	31
8	48	Sordi-Sordi	25.992	30	14	40.301	30	14	39.497	30	8	1:45.790	1: 45.790	30
9	15	Marco Guerra	25.730	28	11	39.251	28	12	41.489	30	14	1:46.470	1: 46.938	27
10	97	Limuti-Fontana	25.853	31	12	39.429	31	13	40.745	24	13	1:46.027	1: 46.156	31
11	45	Marcello Incerti	27.704	24	15	41.969	6	15	42.811	18	15	1:52.484	1: 53.024	6
12	120	Zorzi-Zorzi	23.627	5	6	34.547	11	4	39.320	11	7	1:37.494	1: 37.653	11
13	115	Mundi-Rosticci	23.738	18	7	34.820	18	5	38.574	17	6	1:37.132	1: 37.317	18
14	149	Ronconi-Gulinelli	22.217	10	3	32.219	3	3	36.566	15	2	1:31.002	1: 33.089	11
15	156	Mario Massaglia	21.573	8	2	31.010	2	2	36.773	1	3	1:29.356	1: 29.856	11

# HISTO CUP Tourenwagen Revival

Histo Cup Austria



23 - 25 September 2016

Salzburgring - 4240 mtr.

## Startaufstellung - Championat Italiane Storiche - 1 H Race

Startzeit : 10:45 - Lauf Länge : 1 Stunde

Pl.	Nr.	Name	Zeit		Pl.	Nr.	Name	Zeit
				Row 8	15	45	Marcello Incerti	1: 52.116
14	15	Marco Guerra	1: 48.520	Row 7	13	97	Limuti-Fontana	1: 47.059
12	102	Roberto Chiaramonte Bordonaro	1: 46.906	Row 6	11	48	Sordi-Sordi	1: 46.862
10	107	Damiani-Benusiglio	1: 46.787	Row 5	9	129	Tomatis-Tomatis	1: 44.059
8	46	Marco Malaguti	1: 40.824	Row 4	7	143	Giuliani-Pergreffi	1: 37.651
6	115	Mundi-Rosticci	1: 37.544	Row 3	5	120	Zorzi-Zorzi	1: 36.425
4	121	Marazzi-Milani	1: 33.323	Row 2	3	156	Mario Massaglia	1: 28.947
2	149	Ronconi-Gulinelli	1: 26.028	Row 1	1	153	Massimo Guerra	1: 23.470

----- STARTLINIE ----- Pole Links -----

Ergebnisse und Rundenzeiten : <a href="http://www.raceresults.at">www.raceresults.at</a>			Zeitnahme durch : SDO SportTiming			<b>Aushangzeit</b>	
Rennleiter		Steward		Zeitmessung			
Seite 1 von 1							

# HISTO CUP Tourenwagen Revival

## Histo Cup Austria



Championat Italiane Storiche  
Ergebnis 1 H Race

23 - 25 September 2016  
Salzburgring - 4240 mtr.

Gestartet: 15 Nicht Gestart: 0 Gewertet: 12 Nicht gewertet: 3

Pl.	Nr.	Name / Bewerber	Fahrzeug	Kls	PIK	Diff.	Gesamtzeit	Schnellste	In	Schnitt
1	153	Massimo Guerra Team Italia	Porsche 935 K3	G3-3	1	-- 37 laps --	1:00:18.345	1:24.517	10	156.08
2	121	Marazzi-Milani University Motors	Porsche 911 RSR	G2-9	1	-- 36 laps --	1:00:21.862	1:36.664	23	151.71
3	143	Giuliani-Pergreffi Club 02	BMW 2002	G3-2	1	-- 35 laps --	1:00:19.531	1:36.283	12	147.59
4	46	Marco Malaguti Club 02	Ginetta G12	G2-3	1	-- 34 laps --	1:00:26.012	1:40.659	9	143.12
5	107	Damiani-Benusiglio AB Motorsport	Porsche 911 S	G2-8	1	-- 33 laps --	1:00:09.050	1:43.160	32	139.56
6	102	Roberto Chiaramonte Bordonaro AB Motorsport	Alpine Renault A110	G2-7	1	1:20.240	1:01:29.290	1:45.538	13	136.53
7	129	Tomatis-Tomatis	BMW 3.0 CSI	G3-1	1	-- 32 laps --	1:00:10.147	1:45.847	31	135.29
8	48	Sordi-Sordi	A.R. GTA 1.3 Junio	G2-10	1	2.589	1:00:12.736	1:45.790	30	135.20
9	15	Marco Guerra	Ford Cortina Lotus	G1-2	1	6.563	1:00:16.710	1:46.938	27	135.05
10	97	Limuti-Fontana	BMW 2002 Tii	G2-5	1	-- 31 laps --	1:00:24.982	1:46.156	31	130.53
11	45	Marcello Incerti Club 02	BMW 1600 Ti	G2-2	1	17.461	1:00:42.443	1:53.024	6	129.90
12	120	Zorzi-Zorzi Team Italia	Porsche 911 3.0	G2-9	2	-- 27 laps --	1:00:24.674	1:37.653	11	113.70
<b>Nicht gewertet in Klasse : G2-9</b>			<b>Klassifikations Limit (70% von 36 Rnd) = 26 Rnd</b>							
DNC	115	Mundi-Rosticci Sc. Autom. Kinzica	Porsche 911 3.0	G2-9		-- 19 laps --	35:24.140	1:37.317	18	136.53
<b>Nicht gewertet in Klasse : G3-3</b>			<b>Klassifikations Limit (70% von 37 Rnd) = 26 Rnd</b>							
DNC	149	Ronconi-Gulinelli Team Italia	Porsche 930	G3-3		-- 15 laps --	25:39.104	1:33.089	11	148.76
DNC	156	Mario Massaglia Team Bassano	Porsche 930 Turbo	G3-3		-- 12 laps --	18:21.035	1:29.856	11	166.35

Schnellste Runde : 1:24.517 in Runde 10 durch nr. 153 : Massimo Guerra(Massimo Guerra) (Porsche 935 K3)

Aushangzeit

Ergebnisse und Rundenzeiten : [www.raceresults.at](http://www.raceresults.at)

Zeitnahme durch : SDO SportTiming

Rennleiter	Steward	Zeitmessung	
Seite 1 von 1			

## HISTO CUP Tourenwagen Revival Histo Cup Austria

Championat Italiane Storiche  
Runden und Sektoren Zeiten

23 - 25 September 2016  
Salzburgring - 4240 mtr.

15 Marco Guerra									Ford Cortina Lotus											
lap	Sect-1	Speed	Sect-2	Speed	Sect-3	Speed	TopSpeed	laptime	pit	lap	Sect-1	Speed	Sect-2	Speed	Sect-3	Speed	Topspeed	laptime	pit	
1	30.344		41.837		45.200	160.2		1:57.381		6	31.709		42.209		47.104	161.4			2:01.022	
2	29.278		40.689		44.012	162.7		1:53.979		7	30.932		<u>39.737</u>		43.748	<u>163.6</u>			1:54.417	
3	28.097		39.872		<u>43.689</u>	163.4		<u>1:51.658</u>		8	<u>27.961</u>		41.001		44.961	161.9			1:53.923	
4	28.346		40.188		44.613	162.4		1:53.147		9	28.373		40.787		44.636	152.1			1:53.796	
5	28.874		41.373		44.844	160.7		1:55.091		10	27.986		39.828		51.486	44.7			1:59.300	

45 Marcello Incerti									BMW 1600 Ti											
lap	Sect-1	Speed	Sect-2	Speed	Sect-3	Speed	TopSpeed	laptime	pit	lap	Sect-1	Speed	Sect-2	Speed	Sect-3	Speed	Topspeed	laptime	pit	
1	31.083		46.732		48.835	141.5		2:06.650		7	29.139		42.659		45.104	149.2			1:56.902	
2	30.144		47.156		49.560	146.1		2:06.860		8	28.609		42.608		<u>43.746</u>	<u>153.6</u>			<u>1:54.963</u>	
3	29.363		43.248		46.517	147.7		1:59.128		9	<u>28.466</u>		<u>42.442</u>		44.555	148.6			1:55.463	
4	29.909		42.835		44.798	151.5		1:57.542		10	28.808		43.854		45.626	132.7			1:58.288	
5	35.288		43.503		45.079	146.9		2:03.870		11	30.185		42.955		47.512	142.9			2:00.652	
6	30.074		42.519		45.358	150.2		1:57.951		12										

46 Marco Malaguti									Ginetta G12											
lap	Sect-1	Speed	Sect-2	Speed	Sect-3	Speed	TopSpeed	laptime	pit	lap	Sect-1	Speed	Sect-2	Speed	Sect-3	Speed	Topspeed	laptime	pit	
1	29.274		40.185		48.202	161.9		1:57.661		7	2:14.294		39.239		43.128	171.2			3:36.661	P
2	26.567		39.349		47.118	175.6		1:53.034		8	25.490		37.323		44.258	174.5			1:47.071	
3	28.222		38.876		45.341	173.9		1:52.439		9	27.233		<u>36.900</u>		42.383	<u>177.3</u>			1:46.516	
4	25.716		37.992		44.401	171.2		1:48.109		10	27.146		37.443		42.655	173.9			1:47.244	
5	26.198		38.316		44.234	176.8		1:48.748		11	<u>24.782</u>		37.733		<u>42.262</u>	<u>177.3</u>			<u>1:44.777</u>	
6	27.698		39.599		54.872	37.8		2:02.169		12										

48 Sordi-Sordi									A.R. GTA 1.3 Junio											
lap	Sect-1	Speed	Sect-2	Speed	Sect-3	Speed	TopSpeed	laptime	pit	lap	Sect-1	Speed	Sect-2	Speed	Sect-3	Speed	Topspeed	laptime	pit	
1	34.014		45.124		50.260	140.8		2:09.398		7	28.626		42.863		44.853	<u>151.7</u>			1:56.342	
2	31.962		45.830		50.728	144.0		2:08.520		8	28.741		42.651		43.862	151.0			1:55.254	
3	31.145		44.885		48.337	143.6		2:04.367		9	28.413		42.169		43.656	151.3			1:54.238	
4	30.351		44.197		47.483	145.0		2:02.031		10	28.639		42.190		44.841	151.3			1:55.670	
5	31.507		44.545		46.095	147.5		2:02.147		11	<u>28.311</u>		<u>41.928</u>		<u>43.419</u>	150.6			<u>1:53.658</u>	
6	30.050		44.212		46.165	150.2		2:00.427		12										

102 Roberto Chiaramonte Bordonaro									Alpine Renault A110											
lap	Sect-1	Speed	Sect-2	Speed	Sect-3	Speed	TopSpeed	laptime	pit	lap	Sect-1	Speed	Sect-2	Speed	Sect-3	Speed	Topspeed	laptime	pit	
1	29.970		43.543		47.418	157.4		2:00.931		7	27.022		39.401		43.775	160.0			1:50.198	
2	29.396		41.745		44.650	161.2		1:55.791		8	27.207		<u>38.845</u>		42.029	<u>165.4</u>			<u>1:48.081</u>	
3	29.232		40.205		43.210	161.0		1:52.647		9	<u>27.007</u>		39.418		41.762	160.5			1:48.187	
4	28.420		39.889		44.385	160.0		1:52.694		10	28.039		39.709		42.107	162.4			1:49.855	
5	28.471		40.151		42.859	162.2		1:51.481		11	28.200		41.442		<u>41.382</u>	163.6			1:51.024	
6	29.119		39.609		42.858	164.4		1:51.586		12										

107 Damiani-Benusiglio									Porsche 911 S											
lap	Sect-1	Speed	Sect-2	Speed	Sect-3	Speed	TopSpeed	laptime	pit	lap	Sect-1	Speed	Sect-2	Speed	Sect-3	Speed	Topspeed	laptime	pit	
1	27.735		40.565		47.397	154.9		1:55.697		6	26.860		38.654		43.616	163.9			1:49.130	
2	28.737		41.241		52.012	146.5		2:01.990		7	26.384		37.988		42.814	164.1			1:47.186	
3	3:45.313		42.971		48.064	152.3		5:16.348	P	8	25.953		37.972		<u>42.567</u>	<u>165.1</u>			<u>1:46.492</u>	
4	32.705		40.409		45.532	159.1		1:58.646		9	<u>25.748</u>		37.949		43.088	164.1			1:46.785	
5	27.593		40.179		45.130	162.4		1:52.902		10	25.823		<u>37.730</u>		45.084	53.2			1:48.637	

115 Mundi-Rosticci									Porsche 911 3.0											
lap	Sect-1	Speed	Sect-2	Speed	Sect-3	Speed	TopSpeed	laptime	pit	lap	Sect-1	Speed	Sect-2	Speed	Sect-3	Speed	Topspeed	laptime	pit	
1	27.225		38.623		44.341	168.5		1:50.189		8	27.620		35.045		40.145	176.8			1:42.810	
2	25.535		37.122		43.852	174.2		1:46.509		9	24.796		<u>34.827</u>		39.402	177.6			1:39.025	
3	24.987		35.593		41.485	178.2		1:42.065		10	25.478		35.388		39.814	178.5			1:40.680	
4	24.686		35.077		40.869	179.4		1:40.632		11	<u>24.213</u>		34.934		39.109	<u>180.6</u>			1:38.256	
5	24.376		35.056		40.042	179.1		1:39.474		12	24.658		34.856		<u>38.432</u>	180.0			<u>1:37.946</u>	
6	25.227		36.527		40.437	177.6		1:42.191		13	24.598		34.883		39.747	177.3			1:39.228	
7	27.330		36.258		40.333	178.2		1:43.921		14										

## HISTO CUP Tourenwagen Revival Histo Cup Austria

Championat Italiane Storiche  
Runden und Sektoren Zeiten

23 - 25 September 2016  
Salzburgring - 4240 mtr.

121 Marazzi-Milani								Porsche 911 RSR											
lap	Sect-1	Speed	Sect-2	Speed	Sect-3	Speed	TopSpeed	laptime	pit	lap	Sect-1	Speed	Sect-2	Speed	Sect-3	Speed	Topspeed	laptime	pit
1	26.031		37.355		40.758	180.6		1:44.144		6	24.409		36.057		39.631	180.9		1:40.097	
2	25.425		36.074		<u>38.413</u>	<u>185.2</u>		1:39.912		7	24.274		35.895		38.886	183.4		1:39.055	
3	<u>3:30.104</u>		42.399		42.642	175.9		4:55.145 P		8	24.092		<u>35.726</u>		39.011	182.7		<u>1:38.829</u>	
4	26.213		37.076		40.213	173.9		1:43.502		9	25.937		40.559		50.976	42.7		1:57.472	
5	26.567		35.990		39.496	181.8		1:42.053		10									

129 Tomatis-Tomatis								BMW 3.0 CSI											
lap	Sect-1	Speed	Sect-2	Speed	Sect-3	Speed	TopSpeed	laptime	pit	lap	Sect-1	Speed	Sect-2	Speed	Sect-3	Speed	Topspeed	laptime	pit
1	31.711		42.104		51.290	133.2		2:05.105		5	27.864		40.482		47.542	151.5		1:55.888	
2	3:54.955		40.365		45.056	157.9		5:20.376 P		6	27.257		39.159		41.707	<u>162.7</u>		1:48.123	
3	3:32.104		44.201		42.673	158.1		4:58.978		7	26.834		39.485		41.984	161.7		1:48.303	
4	27.809		39.735		42.422	160.7		1:49.966		8	<u>26.205</u>		<u>39.067</u>		<u>41.152</u>	162.4		<u>1:46.424</u>	

143 Giuliani-Castronovo								BMW 2002											
lap	Sect-1	Speed	Sect-2	Speed	Sect-3	Speed	TopSpeed	laptime	pit	lap	Sect-1	Speed	Sect-2	Speed	Sect-3	Speed	Topspeed	laptime	pit
1	30.618		38.311		43.710	178.5		1:52.639		7	24.624		35.668		39.538	184.3		1:39.830	
2	26.210		36.372		41.407	176.2		1:43.989		8	25.332		35.511		39.359	183.7		1:40.202	
3	26.349		36.455		46.602	40.8		1:49.406		9	24.232		<u>35.228</u>		39.191	184.3		<u>1:38.651</u>	
4	1:40.657		37.872		43.448	179.4		3:01.977 P		10	24.693		35.576		<u>38.792</u>	183.7		1:39.061	
5	28.301		36.368		41.448	183.7		1:46.117		11	<u>24.214</u>		35.912		39.747	<u>186.9</u>		1:39.873	
6	25.114		35.558		42.933	177.6		1:43.605		12									

153 Massimo Guerra								Porsche 935 K3											
lap	Sect-1	Speed	Sect-2	Speed	Sect-3	Speed	TopSpeed	laptime	pit	lap	Sect-1	Speed	Sect-2	Speed	Sect-3	Speed	Topspeed	laptime	pit
1	21.159		31.038		39.882	230.8		1:32.079		6	27.047		32.226		37.020	234.3		1:36.293	
2	21.086		30.399		36.271	230.8		1:27.756		7	<u>20.225</u>		29.556		36.904	234.3		1:26.685	
3	20.574		29.524		<u>35.034</u>	234.3		<u>1:25.132</u>		8	20.769		<u>29.061</u>		35.360	<u>234.8</u>		1:25.190	
4	20.632		30.151		41.462	164.9		1:32.245		9	23.537		36.663		47.750	49.8		1:47.950	
5	<u>3:35.890</u>		34.269		37.249	232.3		4:47.408 P		10									

156 Mario Massaglia								Porsche 930 Turbo											
lap	Sect-1	Speed	Sect-2	Speed	Sect-3	Speed	TopSpeed	laptime	pit	lap	Sect-1	Speed	Sect-2	Speed	Sect-3	Speed	Topspeed	laptime	pit
1	22.764		32.522		38.555	205.3		1:33.841		9	21.905		31.476		38.175	208.1		1:31.556	
2	22.645		31.979		37.349	208.1		1:31.973		10	<u>21.376</u>		31.216		<u>36.526</u>	206.5		<u>1:29.118</u>	
3	21.945		31.625		38.216	206.9		1:31.786		11	21.600		31.340		37.208	204.2		1:30.148	
4	22.146		32.760		38.286	204.2		1:33.192		12	22.656		32.125		38.148	<u>210.5</u>		1:32.929	
5	23.545		31.833		37.554	204.5		1:32.932		13	21.445		31.807		36.826	202.6		1:30.078	
6	21.557		32.314		37.712	208.1		1:31.583		14	21.442		<u>31.118</u>		36.834	206.1		1:29.394	
7	22.447		31.321		37.199	204.2		1:30.967		15	22.068		31.798		58.661	38.5		1:52.527	
8	21.577		32.387		38.812	205.3		1:32.776		16									

## HISTO CUP Tourenwagen Revival Histo Cup Austria

Championat Italiane Storiche  
Rundezeiten

23 - 25 September 2016  
Salzburgering - 4240 mtr.

Nr.	Name	Rnd	Runde	Lap ..1	Lap ..2	Lap ..3	Lap ..4	Lap ..5	Lap ..6	Lap ..7	Lap ..8	Lap ..9	Lap ..0
153	Massimo Guerra	9	1 - 10	1:32.079	1:27.756	1:25.132	1:32.245	4:47.408	1:36.293	1:26.685	1:25.190	1:47.950	
156	Mario Massaglia	15	1 - 10	1:33.841	1:31.973	1:31.786	1:33.192	1:32.932	1:31.583	1:30.967	1:32.776	1:31.556	1:29.118
			11 - 20	1:30.148	1:32.929	1:30.078	1:29.394	1:52.527					
115	Mundi-Rosticci	13	1 - 10	1:50.189	1:46.509	1:42.065	1:40.632	1:39.474	1:42.191	1:43.921	1:42.810	1:39.025	1:40.680
			11 - 20	1:38.256	1:37.946	1:39.228							
143	Giuliani-Castronovo	11	1 - 10	1:52.639	1:43.989	1:49.406	3:01.977	1:46.117	1:43.605	1:39.830	1:40.202	1:38.651	1:39.061
			11 - 20	1:39.873									
121	Marazzi-Milani	9	1 - 10	1:44.144	1:39.912	4:55.145	1:43.502	1:42.053	1:40.097	1:39.055	1:38.829	1:57.472	
46	Marco Malaguti	11	1 - 10	1:57.661	1:53.034	1:52.439	1:48.109	1:48.748	2:02.169	3:36.661	1:47.071	1:46.516	1:47.244
			11 - 20	1:44.777									
129	Tomatis-Tomatis	8	1 - 10	2:05.105	5:20.376	4:58.978	1:49.966	1:55.888	1:48.123	1:48.303	1:46.424		
107	Damiani-Benusiglio	10	1 - 10	1:55.697	2:01.990	5:16.348	1:58.646	1:52.902	1:49.130	1:47.186	1:46.492	1:46.785	1:48.637
102	Roberto Chiaramonte Bordonar	11	1 - 10	2:00.931	1:55.791	1:52.647	1:52.694	1:51.481	1:51.586	1:50.198	1:48.081	1:48.187	1:49.855
			11 - 20	1:51.024									
15	Marco Guerra	10	1 - 10	1:57.381	1:53.979	1:51.658	1:53.147	1:55.091	2:01.022	1:54.417	1:53.923	1:53.796	1:59.300
48	Sordi-Sordi	11	1 - 10	2:09.398	2:08.520	2:04.367	2:02.031	2:02.147	2:00.427	1:56.342	1:55.254	1:54.238	1:55.670
			11 - 20	1:53.658									
45	Marcello Incerti	11	1 - 10	2:06.650	2:06.860	1:59.128	1:57.542	2:03.870	1:57.951	1:56.902	1:54.963	1:55.463	1:58.288
			11 - 20	2:00.652									



# HISTO CUP Tourenwagen Revival

## Histo Cup Austria

Championat Italiane Storiche  
Ergebnis Freies Fahren

23 - 25 September 2016  
Salzburgring - 4240 mtr.



### Periodo F - T 1600

Pl.	Nr.	Name / Bewerber	Fahrzeug	Schnellste	In	Diff.	Diff	Rnd	Km/h
1	15	Marco Guerra	Ford Cortina Lotus	1:51.658	3			10	136.70

### Periodo G1 - T 1600

Pl.	Nr.	Name / Bewerber	Fahrzeug	Schnellste	In	Diff.	Diff	Rnd	Km/h
1	45	Marcello Incerti Club 02	BMW 1600 Ti	1:54.963	8			11	132.77

### Periodo G1 - GTP 1600

Pl.	Nr.	Name / Bewerber	Fahrzeug	Schnellste	In	Diff.	Diff	Rnd	Km/h
1	46	Marco Malaguti Club 02	Ginetta G12	1:44.777	11			11	145.68

### Periodo G2/H1 - TC/1300

Pl.	Nr.	Name / Bewerber	Fahrzeug	Schnellste	In	Diff.	Diff	Rnd	Km/h
1	48	Sordi-Sordi	A.R. GTA 1.3 Junio	1:53.658	11			11	134.30

### Periodo G2-H1 - GTS 1600

Pl.	Nr.	Name / Bewerber	Fahrzeug	Schnellste	In	Diff.	Diff	Rnd	Km/h
1	102	Roberto Chiaramonte Bordonaro AB Motorsport	Alpine Renault A110	1:48.081	8			11	141.23

### Periodo G2-H1 - GTS 2000

Pl.	Nr.	Name / Bewerber	Fahrzeug	Schnellste	In	Diff.	Diff	Rnd	Km/h
1	107	Damiani-Benusiglio AB Motorsport	Porsche 911 S	1:46.492	8			10	143.33

### Periodo G2-H1 - GTS oltre 2500

Pl.	Nr.	Name / Bewerber	Fahrzeug	Schnellste	In	Diff.	Diff	Rnd	Km/h
1	115	Mundi-Rosticci Sc. Autom. Kinzica	Porsche 911 3.0	1:37.946	12			13	155.84
2	121	Marazzi-Milani University Motors	Porsche 911 RSR	1:38.829	8	0.883	0.883	9	154.45

### Periodo H2-I - TC oltre 2500

Pl.	Nr.	Name / Bewerber	Fahrzeug	Schnellste	In	Diff.	Diff	Rnd	Km/h
-----	-----	-----------------	----------	------------	----	-------	------	-----	------

Schnellste Runde : 1:25.132 in Runde 3 durch nr. 153 : Massimo Guerra(Massimo Guerra) (Porsche 935 K3)

Aushangzeit

Ergebnisse und Rundenzeiten : [www.raceresults.at](http://www.raceresults.at)

Zeitnahme durch : SDO SportTiming

Rennleiter	Steward	Zeitmessung	
Seite 1 von 2			

# HISTO CUP Tourenwagen Revival

## Histo Cup Austria

Championat Italiane Storiche

Ergebnis Freies Fahren

23 - 25 September 2016  
Salzburgring - 4240 mtr.



1	129	Tomatis-Tomatis	BMW 3.0 CSI	1:46.424	8			8	143.43
---	-----	-----------------	-------------	----------	---	--	--	---	--------

### Periodo H2-I - SIL 2000

Pl.	Nr.	Name / Bewerber	Fahrzeug	Schnellste	In	Diff.	Diff	Rnd	Km/h
1	143	Giuliani-Castronovo Club 02	BMW 2002	1:38.651	9			11	154.73

### Periodo H2-I - SIL oltre 2000

Pl.	Nr.	Name / Bewerber	Fahrzeug	Schnellste	In	Diff.	Diff	Rnd	Km/h
1	153	Massimo Guerra Team Italia	Porsche 935 K3	1:25.132	3			9	179.30
2	156	Mario Massaglia Team Bassano	Porsche 930 Turbo	1:29.118	10	3.986	3.986	15	171.28

Schnellste Runde : 1:25.132 in Runde 3 durch nr. 153 : Massimo Guerra(Massimo Guerra) (Porsche 935 K3)

Aushangzeit

Ergebnisse und Rundenzeiten : [www.raceresults.at](http://www.raceresults.at)

Zeitnahme durch : SDO SportTiming

Rennleiter	Steward	Zeitmessung	
Seite 2 von 2			

## HISTO CUP Tourenwagen Revival Histo Cup Austria

Championat Italiane Storiche  
Sector analyse

  
23 - 25 September 2016  
Salzburgring - 4240 mtr.

Pl.	Nr.	Name / Team Name	Sector 1			Sector 2			Sector 3			Theoretischer Bestest	Bestzeit	In
			Zeit	.	pl.	Zeit	.	pl.	Zeit	.	pl.			
1	153	Massimo Guerra	20.225	7	1	29.061	8	1	35.034	3	1	1:24.320	1:25.132	3
2	156	Mario Massaglia	21.376	10	2	31.118	14	2	36.526	10	2	1:29.020	1:29.118	10
3	115	Mundi-Rosticci	24.213	11	4	34.827	9	3	38.432	12	4	1:37.472	1:37.946	12
4	143	Giuliani-Castronovo	24.214	11	5	35.228	9	4	38.792	10	5	1:38.234	1:38.651	9
5	121	Marazzi-Milani	24.082	3	3	35.726	8	5	38.413	2	3	1:38.221	1:38.829	8
6	46	Marco Malaguti	24.782	11	6	36.900	9	6	42.262	11	8	1:43.944	1:44.777	11
7	129	Tomatis-Tomatis	26.205	8	8	39.067	8	9	41.152	8	6	1:46.424	1:46.424	8
8	107	Damiani-Benusiglio	25.748	9	7	37.730	10	7	42.567	8	9	1:46.045	1:46.492	8
9	102	Roberto Chiamonte Bordonaro	27.007	9	9	38.845	8	8	41.382	11	7	1:47.234	1:48.081	8
10	15	Marco Guerra	27.961	8	10	39.737	7	10	43.689	3	11	1:51.387	1:51.658	3
11	48	Sordi-Sordi	28.311	11	11	41.928	11	11	43.419	11	10	1:53.658	1:53.658	11
12	45	Marcello Incerti	28.466	9	12	42.442	9	12	43.746	8	12	1:54.654	1:54.963	8

# HISTO CUP Tourenwagen Revival

Histo Cup Austria

Championat Italiane Storiche  
Gruppe 2

23 - 25 September 2016  
Salzburgring - 4240 mtr.




Pl.	Nr.	Name / Bewerber	Fahrzeug	Kls	PIK	Schnellste	In	Diff.	Diff	Rnd	Km/h
1	115	Mundi-Rosticci Sc. Autom. Kinzica	Porsche 911 3.0	G2-9	1	1:37.946	12			13	155.84
2	121	Marazzi-Milani University Motors	Porsche 911 RSR	G2-9	2	1:38.829	8	0.883	0.883	9	154.45
3	46	Marco Malaguti Club 02	Ginetta G12	G2-3	1	1:44.777	11	6.831	5.948	11	145.68
4	107	Damiani-Benusiglio AB Motorsport	Porsche 911 S	G2-8	1	1:46.492	8	8.546	1.715	10	143.33
5	102	Roberto Chiamonte Bordonaro AB Motorsport	Alpine Renault A110	G2-7	1	1:48.081	8	10.135	1.589	11	141.23
6	48	Sordi-Sordi	A.R. GTA 1.3 Junio	G2-10	1	1:53.658	11	15.712	5.577	11	134.30
7	45	Marcello Incerti Club 02	BMW 1600 Ti	G2-2	1	1:54.963	8	17.017	1.305	11	132.77

Schnellste Runde : 1:25.132 in Runde 3 durch nr. 153 : Massimo Guerra(Massimo Guerra) (Porsche 935 K3)

Aushangzeit

Ergebnisse und Rundenzeiten : [www.raceresults.at](http://www.raceresults.at)

Zeitnahme durch : SDO SportTiming

Rennleiter	Steward	Zeitmessung	
Seite 1 von 1			



HISTO CUP Tourenwagen Revival  
Histo Cup Austria



Championat Italiana Storiche  
Ergebnis 1 H Race G.1

23 - 25 September 2016  
Salzburgring - 4240 mtr.

Gestartet: 15 Nicht Gestart: 0 Gewertet: 12 Nicht gewertet: 3

Pl.	Nr.	Name / Bewerber	Fahrzeug	Kls	PIK	Diff.	Gesamtzeit	Schnellste	In	Schnitt
1	15	Marco Guerra	Ford Cortina Lotus	G1-2	1	-- 32 laps --	1:00:16.710	1:46.938	27	135.05

Schnellste Runde : 1:24.517 in Runde 10 durch nr. 153 : Massimo Guerra(Massimo Guerra) (Porsche 935 K3)

Aushangzeit

Ergebnisse und Rundenzeiten : [www.raceresults.at](http://www.raceresults.at)

Zeitnahme durch : SDO SportTiming

Rennleiter	Steward	Zeitmessung	
Seite 1 von 1			

# HISTO CUP Tourenwagen Revival

Histo Cup Austria

Championat Italiane Storiche  
Ergebnis Practice

 23 - 25 September 2016  
Salzburgring - 4240 mtr.


Pl.	Nr.	Name / Bewerber	Fahrzeug	Kls	PIK	Schnellste	In	Diff.	Diff	Rnd	Km/h
1	15	Marco Guerra	Ford Cortina Lotus	G1-2	1	1:50.681	4			6	137.91

Schnellste Runde : 1:24.895 in Runde 3 durch nr. 153 : Massimo Guerra(Massimo Guerra) (Porsche 935 K3)

Aushangzeit

Ergebnisse und Rundenzeiten : [www.raceresults.at](http://www.raceresults.at)


Zeitnahme durch : SDO SportTiming

Rennleiter	Steward	Zeitmessung	
Seite 1 von 1			

# HISTO CUP Tourenwagen Revival

Histo Cup Austria

Championat Italiane Storiche  
Ergebnis Qualifying G1

  
23 - 25 September 2016  
Salzburgring - 4240 mtr.


Pl.	Nr.	Name / Bewerber	Fahrzeug	Kls	PIK	Schnellste	In	Diff.	Diff	Rnd	Km/h
1	15	Marco Guerra	Ford Cortina Lotus	G1-2	1	1:48.520	8			9	140,66

Schnellste Runde : 1:23.470 in Runde 7 durch nr. 153 : Massimo Guerra(Massimo Guerra) (Porsche 935 K3)

Aushangzeit

Ergebnisse und Rundenzeiten : [www.raceresults.at](http://www.raceresults.at)

Zeitnahme durch : SDO SportTiming

Rennleiter	Steward	Zeitmessung	
Seite 1 von 1			

# HISTO CUP Tourenwagen Revival

## Histo Cup Austria



Championat Italiane Storiche  
Ergebnis 1 H Race G2

23 - 25 September 2016  
Salzburgring - 4240 mtr.

Gestartet: 15 Nicht Gestart: 0 Gewertet: 12 Nicht gewertet: 3

Pl.	Nr.	Name / Bewerber	Fahrzeug	Kls	PIK	Diff.	Gesamtzeit	Schnellste	In	Schnitt
1	121	Marazzi-Milani University Motors	Porsche 911 RSR	G2-9	1	-- 36 laps --	1:00:21.862	1:36.664	23	151.71
2	46	Marco Malaguti Club 02	Ginetta G12	G2-3	1	-- 34 laps --	1:00:26.012	1:40.659	9	143.12
3	107	Damiani-Benusiglio AB Motorsport	Porsche 911 S	G2-8	1	-- 33 laps --	1:00:09.050	1:43.160	32	139.56
4	102	Roberto Chiamonte Bordonaro AB Motorsport	Alpine Renault A110	G2-7	1	1:20.240	1:01:29.290	1:45.538	13	136.53
5	48	Sordi-Sordi	A.R. GTA 1.3 Junio	G2-10	1	-- 32 laps --	1:00:12.736	1:45.790	30	135.20
6	97	Limuti-Fontana	BMW 2002 Tii	G2-5	1	-- 31 laps --	1:00:24.982	1:46.156	31	130.53
7	45	Marcello Incerti Club 02	BMW 1600 Ti	G2-2	1	17.461	1:00:42.443	1:53.024	6	129.90
8	120	Zorzi-Zorzi Team Italia	Porsche 911 3.0	G2-9	2	-- 27 laps --	1:00:24.674	1:37.653	11	113.70
Nicht gewertet in Klasse : G2-9		Klassifikations Limit (70% von 36 Rnd) = 26 Rnd								
DNC	115	Mundi-Rosticci Sc. Autom. Kinzica	Porsche 911 3.0	G2-9		-- 19 laps --	35:24.140	1:37.317	18	136.53

Schnellste Runde : 1:24.517 in Runde 10 durch nr. 153 : Massimo Guerra(Massimo Guerra) (Porsche 935 K3)

Aushangzeit

Ergebnisse und Rundenzeiten : [www.raceresults.at](http://www.raceresults.at)

Zeitnahme durch : SDO SportTiming

Rennleiter	Steward	Zeitmessung	
Seite 1 von 1			



# HISTO CUP Tourenwagen Revival

Histo Cup Austria

## Championat Italiane Storiche

### Ergebnis Practice Gr 2

23 - 25 September 2016  
Salzburgring - 4240 mtr.

Pl.	Nr.	Name / Bewerber	Fahrzeug	Kls	PIK	Schnellste	In	Diff.	Diff	Rnd	Km/h
1	121	Marazzi-Milani University Motors	Porsche 911 RSR	G2-9	1	1:35.366	9			9	160.06
2	120	Zorzi-Zorzi Team Italia	Porsche 911 3.0	G2-9	2	1:35.538	4	0.172	0.172	7	159.77
3	115	Mundi-Rosticci Sc. Autom. Kinzica	Porsche 911 3.0	G2-9	3	1:36.382	3	1.016	0.844	7	158.37
4	46	Marco Malaguti Club 02	Ginetta G12	G2-3	1	1:41.101	11	5.735	4.719	12	150.98
5	107	Damiani-Benusiglio AB Motorsport	Porsche 911 S	G2-8	1	1:45.292	9	9.926	4.191	9	144.97
6	48	Sordi-Sordi	A.R. GTA 1.3 Junio	G2-10	1	1:47.526	3	12.160	2.234	4	141.96
7	102	Roberto Chiamonte Bordonaro AB Motorsport	Alpine Renault A110	G2-7	1	1:49.346	11	13.980	1.820	11	139.59
8	45	Marcello Incerti Club 02	BMW 1600 Ti	G2-2	1	1:53.667	10	18.301	4.321	10	134.29
9	97	Limuti-Fontana	BMW 2002 Tii	G2-5	1	1:57.507	9	22.141	3.840	10	129.90

Schnellste Runde : 1:24.895 in Runde 3 durch nr. 153 : Massimo Guerra(Massimo Guerra) (Porsche 935 K3)

Aushangzeit

Ergebnisse und Rundenzeiten : [www.raceresults.at](http://www.raceresults.at)

Zeitnahme durch : SDO SportTiming

Rennleiter	Steward	Zeitmessung	
Seite 1 von 1			

# HISTO CUP Tourenwagen Revival

Histo Cup Austria

## Championat Italiane Storiche

### Ergebnis Qualifying Gr.2

23 - 25 September 2016  
Salzburgring - 4240 mtr.

Pl.	Nr.	Name / Bewerber	Fahrzeug	Kls	PIK	Schnellste	In	Diff.	Diff	Rnd	Km/h
1	121	Marazzi-Milani University Motors	Porsche 911 RSR	G2-9	1	1:33.323	8			10	163,56
2	120	Zorzi-Zorzi Team Italia	Porsche 911 3.0	G2-9	2	1:36.425	6	3.102	3.102	11	158,30
3	115	Mundi-Rosticci Sc. Autom. Kinzica	Porsche 911 3.0	G2-9	3	1:37.544	3	4.221	1.119	12	156,48
4	46	Marco Malaguti Club 02	Ginetta G12	G2-3	1	1:40.824	12	7.501	3.280	12	151,39
5	107	Damiani-Benusiglio AB Motorsport	Porsche 911 S	G2-8	1	1:46.787	8	13.464	5.963	9	142,94
6	48	Sordi-Sordi	A.R. GTA 1.3 Junio	G2-10	1	1:46.862	6	13.539	0.075	7	142,84
7	102	Roberto Chiamonte Bordonaro AB Motorsport	Alpine Renault A110	G2-7	1	1:46.906	12	13.583	0.044	12	142,78
8	97	Limuti-Fontana	BMW 2002 Tii	G2-5	1	1:47.059	10	13.736	0.153	10	142,58
9	45	Marcello Incerti Club 02	BMW 1600 Ti	G2-2	1	1:52.116	12	18.793	5.057	12	136,14

Schnellste Runde : 1:23.470 in Runde 7 durch nr. 153 : Massimo Guerra(Massimo Guerra) (Porsche 935 K3)

Aushangzeit

Ergebnisse und Rundenzeiten : [www.raceresults.at](http://www.raceresults.at)

Zeitnahme durch : SDO SportTiming

Rennleiter	Steward	Zeitmessung	
Seite 1 von 1			

# HISTO CUP Tourenwagen Revival

## Histo Cup Austria



Championat Italiane Storiche  
Ergebnis 1 H Race G3

23 - 25 September 2016  
Salzburgring - 4240 mtr.

Gestartet: 15 Nicht Gestart: 0 Gewertet: 12 Nicht gewertet: 3

Pl.	Nr.	Name / Bewerber	Fahrzeug	Kls	PIK	Diff.	Gesamtzeit	Schnellste	In	Schnitt
1	153	Massimo Guerra Team Italia	Porsche 935 K3	G3-3	1	-- 37 laps --	1:00:18.345	1:24.517	10	156.08
2	143	Giuliani-Pergreffi Club 02	BMW 2002	G3-2	1	-- 35 laps --	1:00:19.531	1:36.283	12	147.59
3	129	Tomatis-Tomatis	BMW 3.0 CSI	G3-1	1	-- 32 laps --	1:00:10.147	1:45.847	31	135.29
Nicht gewertet in Klasse : G3-3		Klassifikations Limit (70% von 37 Rnd) = 26 Rnd								
DNC	149	Ronconi-Gulinelli Team Italia	Porsche 930	G3-3		-- 15 laps --	25:39.104	1:33.089	11	148.76
DNC	156	Mario Massaglia Team Bassano	Porsche 930 Turbo	G3-3		-- 12 laps --	18:21.035	1:29.856	11	166.35

Schnellste Runde : 1:24.517 in Runde 10 durch nr. 153 : Massimo Guerra(Massimo Guerra) (Porsche 935 K3)

Aushangzeit

Ergebnisse und Rundenzeiten : [www.raceresults.at](http://www.raceresults.at)

Zeitnahme durch : SDO SportTiming

Rennleiter	Steward	Zeitmessung	
Seite 1 von 1			

# HISTO CUP Tourenwagen Revival

Histo Cup Austria

Championat Italiane Storiche  
Ergebnis Practice Gr.3

 23 - 25 September 2016  
Salzburgring - 4240 mtr.


Pl.	Nr.	Name / Bewerber	Fahrzeug	Kls	PIK	Schnellste	In	Diff.	Diff	Rnd	Km/h
1	153	Massimo Guerra Team Italia	Porsche 935 K3	G3-3	1	1:24.895	3			10	179.80
2	149	Ronconi-Gulinelli Team Italia	Porsche 930	G3-3	2	1:27.059	7	2.164	2.164	11	175.33
3	156	Mario Massaglia Team Bassano	Porsche 930 Turbo	G3-3	3	1:30.819	9	5.924	3.760	10	168.07
4	143	Giuliani-Pergreffi Club 02	BMW 2002	G3-2	1	1:37.018	9	12.123	6.199	10	157.33
5	129	Tomatis-Tomatis	BMW 3.0 CSI	G3-1	1	1:46.694	6	21.799	9.676	6	143.06

Schnellste Runde : 1:24.895 in Runde 3 durch nr. 153 : Massimo Guerra(Massimo Guerra) (Porsche 935 K3)

Aushangzeit

Ergebnisse und Rundenzeiten : [www.raceresults.at](http://www.raceresults.at)

Zeitnahme durch : SDO SportTiming

Rennleiter	Steward	Zeitmessung	
Seite 1 von 1			

# HISTO CUP Tourenwagen Revival

Histo Cup Austria

Championat Italiane Storiche  
Ergebnis Qualifying G3

23 - 25 September 2016  
Salzburgring - 4240 mtr.



Pl.	Nr.	Name / Bewerber	Fahrzeug	Kls	PIK	Schnellste	In	Diff.	Diff	Rnd	Km/h
1	153	Massimo Guerra Team Italia	Porsche 935 K3	G3-3	1	1:23.470	7			8	182,87
2	149	Ronconi-Gulinelli Team Italia	Porsche 930	G3-3	2	1:26.028	12	2.558	2.558	13	177,43
3	156	Mario Massaglia Team Bassano	Porsche 930 Turbo	G3-3	3	1:28.947	13	5.477	2.919	15	171,61
4	143	Giuliani-Pergreffi Club 02	BMW 2002	G3-2	1	1:37.651	5	14.181	8.704	11	156,31
5	129	Tomatis-Tomatis	BMW 3.0 CSI	G3-1	1	1:44.059	11	20.589	6.408	11	146,69

Schnellste Runde : 1:23.470 in Runde 7 durch nr. 153 : Massimo Guerra(Massimo Guerra) (Porsche 935 K3)

Aushangzeit

Ergebnisse und Rundenzeiten : [www.raceresults.at](http://www.raceresults.at)

Zeitnahme durch : SDO SportTiming

Rennleiter	Steward	Zeitmessung	
Seite 1 von 1			

# HISTO CUP Tourenwagen Revival

## Histo Cup Austria

Championat Italiane Storiche  
Runden und Sektoren Zeiten

23 - 25 September 2016  
Salzburgring - 4240 mtr.

15 Marco Guerra								Ford Cortina Lotus												
lap	Sect-1	Speed	Sect-2	Speed	Sect-3	Speed	TopSpeed	laptime	pit	lap	Sect-1	Speed	Sect-2	Speed	Sect-3	Speed	Topspeed	laptime	pit	
1	29.704		42.283		46.712	160.7		1:58.699		4	<u>26.599</u>		<u>39.900</u>		44.182	<u>162.4</u>			<u>1:50.681</u>	
2	27.729		40.310		45.358	161.7		1:53.397		5	29.080		49.021		53.080	159.5			2:11.181	
3	27.321		40.619		44.492	<u>162.4</u>		1:52.432		6	27.138		40.560		<u>43.510</u>	159.1			1:51.208	

45 Marcello Incerti								BMW 1600 Ti												
lap	Sect-1	Speed	Sect-2	Speed	Sect-3	Speed	TopSpeed	laptime	pit	lap	Sect-1	Speed	Sect-2	Speed	Sect-3	Speed	Topspeed	laptime	pit	
1	30.940		44.438		46.984	141.4		2:02.362		6	28.820		<u>42.555</u>		42.808	153.0			1:54.183	
2	28.871		43.038		44.443	150.4		1:56.352		7	28.345		42.757		43.917	152.3			1:55.019	
3	28.932		43.478		43.432	153.0		1:55.842		8	28.488		42.829		<u>42.496</u>	<u>155.4</u>			1:53.813	
4	28.188		43.267		44.052	152.8		1:55.507		9	28.090		44.002		43.182	154.7			1:55.274	
5	28.329		43.121		43.524	153.0		1:54.974		10	<u>27.685</u>		42.930		43.052	153.4			<u>1:53.667</u>	

46 Marco Malaguti								Ginetta G12												
lap	Sect-1	Speed	Sect-2	Speed	Sect-3	Speed	TopSpeed	laptime	pit	lap	Sect-1	Speed	Sect-2	Speed	Sect-3	Speed	Topspeed	laptime	pit	
1	25.973		38.778		42.458	173.4		1:47.209		7	24.437		36.486		<u>41.193</u>	177.3			1:42.116	
2	24.449		36.742		41.931	177.0		1:43.122		8	24.442		36.540		41.756	175.9			1:42.738	
3	25.208		36.830		41.939	174.5		1:43.977		9	24.477		36.492		41.594	178.2			1:42.563	
4	24.908		37.766		42.228	179.7		1:44.902		10	24.660		39.192		44.484	<u>180.3</u>			1:48.336	
5	25.008		36.871		42.264	177.0		1:44.143		11	<u>24.224</u>		<u>35.681</u>		41.196	179.7			<u>1:41.101</u>	
6	24.991		37.355		42.675	177.3		1:45.021		12	24.579		36.104		41.383	177.6			1:42.066	

48 Sordi-Sordi								A.R. GTA 1.3 Junio												
lap	Sect-1	Speed	Sect-2	Speed	Sect-3	Speed	TopSpeed	laptime	pit	lap	Sect-1	Speed	Sect-2	Speed	Sect-3	Speed	Topspeed	laptime	pit	
1	27.918		42.310		44.754	156.1		1:54.982		3	<u>26.293</u>		40.827		<u>40.406</u>	<u>160.7</u>			<u>1:47.526</u>	
2	27.181		<u>40.757</u>		40.935	159.1		1:48.873		4	26.306		40.815		40.480	159.5			1:47.601	

97 Limuti-Fontana								BMW 2002 Tii												
lap	Sect-1	Speed	Sect-2	Speed	Sect-3	Speed	TopSpeed	laptime	pit	lap	Sect-1	Speed	Sect-2	Speed	Sect-3	Speed	Topspeed	laptime	pit	
1	31.955		43.892		50.478	156.7		2:06.325		6	28.952		43.344		48.765	156.7			2:01.061	
2	28.434		43.696		47.745	<u>158.6</u>		1:59.875		7	28.558		43.451		<u>47.045</u>	157.2			1:59.054	
3	28.328		42.878		48.551	157.0		1:59.757		8	<u>27.834</u>		42.339		48.603	151.5			1:58.776	
4	28.603		43.816		1:05.848	139.2		2:18.267		9	27.950		<u>42.305</u>		47.252	157.9			<u>1:57.507</u>	
5	30.111		44.067		49.554	154.7		2:03.732		10	28.220		42.770		48.151	154.9			1:59.141	

102 Roberto Chiaramonte Bordonaro								Alpine Renault A110												
lap	Sect-1	Speed	Sect-2	Speed	Sect-3	Speed	TopSpeed	laptime	pit	lap	Sect-1	Speed	Sect-2	Speed	Sect-3	Speed	Topspeed	laptime	pit	
1	31.865		43.706		48.431	156.1		2:04.002		7	29.595		42.064		44.836	165.1			1:56.495	
2	29.239		41.749		46.900	163.9		1:57.888		8	26.279		40.304		43.355	<u>168.2</u>			1:49.938	
3	27.273		40.586		46.260	164.1		1:54.119		9	26.473		40.186		43.494	163.6			1:50.153	
4	26.970		40.209		45.741	162.2		1:52.920		10	27.196		39.922		<u>42.813</u>	164.4			1:49.931	
5	27.428		<u>39.512</u>		44.193	165.6		1:51.133		11	<u>26.218</u>		39.960		43.168	163.9			<u>1:49.346</u>	
6	26.725		39.799		43.922	166.9		1:50.446		12										

107 Damiani-Benusiglio								Porsche 911 S												
lap	Sect-1	Speed	Sect-2	Speed	Sect-3	Speed	TopSpeed	laptime	pit	lap	Sect-1	Speed	Sect-2	Speed	Sect-3	Speed	Topspeed	laptime	pit	
1	26.392		38.725		43.847	168.0		1:48.964		6	25.906		37.721		42.877	165.1			1:46.504	
2	26.639		38.316		43.320	167.4		1:48.275		7	<u>25.602</u>		37.853		43.730	162.7			1:47.185	
3	25.941		38.000		43.049	160.5		1:46.990		8	25.913		38.152		41.908	166.2			1:45.973	
4	26.340		38.407		43.758	<u>168.2</u>		1:48.505		9	25.715		37.795		<u>41.782</u>	163.4			<u>1:45.292</u>	
5	25.607		<u>37.705</u>		43.198	161.4		1:46.510		10										

115 Mundi-Rosticci								Porsche 911 3.0												
lap	Sect-1	Speed	Sect-2	Speed	Sect-3	Speed	TopSpeed	laptime	pit	lap	Sect-1	Speed	Sect-2	Speed	Sect-3	Speed	Topspeed	laptime	pit	
1	26.301		36.894		39.369	177.9		1:42.564		5	5:55.521		35.618		39.080	181.2			7:10.219 P	
2	24.547		<u>34.563</u>		39.223	<u>184.0</u>		1:38.333		6	23.855		35.183		38.900	183.4			1:37.938	
3	<u>23.638</u>		34.572		<u>38.172</u>	181.8		<u>1:36.382</u>		7	25.703		42.008		43.714	167.2			1:51.425	
4	23.802		34.857		38.361	182.7		1:37.020		8										

## HISTO CUP Tourenwagen Revival Histo Cup Austria

Championat Italiane Storiche  
Runden und Sektoren Zeiten

23 - 25 September 2016  
Salzburgring - 4240 mtr.

120								Zorzi-Zorzi								Porsche 911 3.0							
lap	Sect-1	Speed	Sect-2	Speed	Sect-3	Speed	TopSpeed	laptime	pit	lap	Sect-1	Speed	Sect-2	Speed	Sect-3	Speed	Topspeed	laptime	pit				
1	25.116		37.269		44.233	183.1		1:46.618		5	<u>5:08.672</u>		35.911		38.824	192.9		6:23.407	P				
2	24.258		33.815		39.277	193.5		1:37.350		6	23.194		34.142		39.247	190.1		1:36.583					
3	23.653		34.244		<u>38.419</u>	192.5		1:36.316		7	23.776		34.590		39.209	189.8		1:37.575					
4	23.491		<u>33.546</u>		38.501	<u>195.7</u>		<u>1:35.538</u>		8													

121								Marazzi-Milani								Porsche 911 RSR							
lap	Sect-1	Speed	Sect-2	Speed	Sect-3	Speed	TopSpeed	laptime	pit	lap	Sect-1	Speed	Sect-2	Speed	Sect-3	Speed	Topspeed	laptime	pit				
1	26.149		36.768		38.863	186.9		1:41.780		6	3:42.346		36.784		37.277	188.2		4:56.407	P				
2	24.547		35.963		39.046	186.2		1:39.556		7	23.502		35.222		36.830	189.1		1:35.554					
3	25.117		37.119		40.329	188.5		1:42.565		8	<u>23.279</u>		34.997		38.242	181.5		1:36.518					
4	24.575		35.899		38.470	187.8		1:38.944		9	23.632		<u>34.932</u>		<u>36.802</u>	<u>190.5</u>		<u>1:35.366</u>					
5	24.019		36.154		42.872	178.5		1:43.045		10													

129								Tomatis-Tomatis								BMW 3.0 CSI							
lap	Sect-1	Speed	Sect-2	Speed	Sect-3	Speed	TopSpeed	laptime	pit	lap	Sect-1	Speed	Sect-2	Speed	Sect-3	Speed	Topspeed	laptime	pit				
1	4:57.612		41.830		43.573	162.4		6:23.015	P	4	29.697		41.729		40.992	<u>166.7</u>		1:52.418					
2	29.097		40.953		41.507	164.6		1:51.557		5	26.563		39.758		40.861	<u>166.7</u>		1:47.182					
3	27.163		40.828		41.628	151.9		1:49.619		6	<u>26.125</u>		39.747		<u>40.822</u>	166.4		<u>1:46.694</u>					

143								Giuliani-Pergreffi								BMW 2002							
lap	Sect-1	Speed	Sect-2	Speed	Sect-3	Speed	TopSpeed	laptime	pit	lap	Sect-1	Speed	Sect-2	Speed	Sect-3	Speed	Topspeed	laptime	pit				
1	29.058		36.410		41.350	181.2		1:46.818		6	4:30.139		37.175		38.772	186.9		5:46.086	P				
2	25.413		35.813		41.385	184.9		1:42.611		7	<u>23.289</u>		35.287		38.518	185.6		1:37.094					
3	24.481		35.419		39.269	183.4		1:39.169		8	23.849		35.131		38.309	<u>187.2</u>		1:37.289					
4	24.858		<u>35.076</u>		39.768	184.9		1:39.702		9	23.491		35.295		<u>38.232</u>	184.0		<u>1:37.018</u>					
5	24.428		36.821		38.876	185.2		1:40.125		10	35.385		36.708		39.055	177.6		1:51.148					

149								Ronconi-Gulinelli								Porsche 930							
lap	Sect-1	Speed	Sect-2	Speed	Sect-3	Speed	TopSpeed	laptime	pit	lap	Sect-1	Speed	Sect-2	Speed	Sect-3	Speed	Topspeed	laptime	pit				
1	24.803		37.252		43.965	208.9		1:46.020		7	21.420		<u>30.480</u>		<u>35.159</u>	218.6		<u>1:27.059</u>					
2	22.939		32.171		38.769	209.7		1:33.879		8	<u>20.930</u>		30.911		35.559	217.3		1:27.400					
3	21.943		32.585		39.446	209.3		1:33.974		9	21.268		31.558		35.321	214.3		1:28.147					
4	22.773		32.548		39.899	204.5		1:35.220		10	21.244		30.573		36.086	<u>220.9</u>		1:27.903					
5	4:10.611		32.752		37.009	218.6		5:20.372	P	11	21.578		30.932		36.803	218.2		1:29.313					
6	21.672		30.842		36.077	220.0		1:28.591		12													

153								Massimo Guerra								Porsche 935 K3							
lap	Sect-1	Speed	Sect-2	Speed	Sect-3	Speed	TopSpeed	laptime	pit	lap	Sect-1	Speed	Sect-2	Speed	Sect-3	Speed	Topspeed	laptime	pit				
1	24.657		36.393		41.887	222.7		1:42.937		6	20.458		29.386		36.375	232.8		1:26.219					
2	22.334		29.919		35.497	233.3		1:27.750		7	21.375		<u>29.008</u>		35.677	227.8		1:26.060					
3	20.657		29.125		<u>35.113</u>	<u>236.3</u>		<u>1:24.895</u>		8	26.395		41.017		35.652	231.8		1:43.064					
4	<u>20.410</u>		30.456		40.024	155.2		1:30.890		9	20.659		30.068		37.062	230.8		1:27.789					
5	5:49.985		32.429		36.569	235.8		6:58.983	P	10	21.259		30.179		37.154	233.8		1:28.592					

156								Mario Massaglia								Porsche 930 Turbo							
lap	Sect-1	Speed	Sect-2	Speed	Sect-3	Speed	TopSpeed	laptime	pit	lap	Sect-1	Speed	Sect-2	Speed	Sect-3	Speed	Topspeed	laptime	pit				
1	24.554		36.432		41.747	203.8		1:42.733		6	<u>21.595</u>		32.775		39.099	201.9		1:33.469					
2	23.257		<u>30.933</u>		<u>37.184</u>	208.5		1:31.374		7	22.140		32.929		38.304	205.3		1:33.373					
3	21.949		31.320		37.891	206.1		1:31.160		8	22.236		32.848		39.523	202.2		1:34.607					
4	22.052		31.325		37.692	203.0		1:31.069		9	21.921		31.285		37.613	202.2		<u>1:30.819</u>					
5	5:17.154		32.691		37.953	207.3		6:27.798	P	10	22.685		36.541		41.967	<u>213.0</u>		1:41.193					

## HISTO CUP Tourenwagen Revival Histo Cup Austria

Championat Italiane Storiche  
Rundezeiten

23 - 25 September 2016  
Salzburgering - 4240 mtr.



Nr.	Name	Rnd	Runde	Lap ..1	Lap ..2	Lap ..3	Lap ..4	Lap ..5	Lap ..6	Lap ..7	Lap ..8	Lap ..9	Lap ..0
153	Massimo Guerra	10	1 - 10	1:42.937	1:27.750	1:24.895	1:30.890	6:58.983	1:26.219	1:26.060	1:43.064	1:27.789	1:28.592
149	Ronconi-Gulinelli	11	1 - 10	1:46.020	1:33.879	1:33.974	1:35.220	5:20.372	1:28.591	1:27.059	1:27.400	1:28.147	1:27.903
			11 - 20	1:29.313									
156	Mario Massaglia	10	1 - 10	1:42.733	1:31.374	1:31.160	1:31.069	6:27.798	1:33.469	1:33.373	1:34.607	1:30.819	1:41.193
121	Marazzi-Milani	9	1 - 10	1:41.780	1:39.556	1:42.565	1:38.944	1:43.045	4:56.407	1:35.554	1:36.518	1:35.366	
120	Zorzi-Zorzi	7	1 - 10	1:46.618	1:37.350	1:36.316	1:35.538	6:23.407	1:36.583	1:37.575			
115	Mundi-Rosticci	7	1 - 10	1:42.564	1:38.333	1:36.382	1:37.020	7:10.219	1:37.938	1:51.425			
143	Giuliani-Pergreffi	10	1 - 10	1:46.818	1:42.611	1:39.169	1:39.702	1:40.125	5:46.086	1:37.094	1:37.289	1:37.018	1:51.148
46	Marco Malaguti	12	1 - 10	1:47.209	1:43.122	1:43.977	1:44.902	1:44.143	1:45.021	1:42.116	1:42.738	1:42.563	1:48.336
			11 - 20	1:41.101	1:42.066								
107	Damiani-Benusiglio	9	1 - 10	1:48.964	1:48.275	1:46.990	1:48.505	1:46.510	1:46.504	1:47.185	1:45.973	1:45.292	
129	Tomatis-Tomatis	6	1 - 10	6:23.015	1:51.557	1:49.619	1:52.418	1:47.182	1:46.694				
48	Sordi-Sordi	4	1 - 10	1:54.982	1:48.873	1:47.526	1:47.601						
102	Roberto Chiaramonte Bordonar	11	1 - 10	2:04.002	1:57.888	1:54.119	1:52.920	1:51.133	1:50.446	1:56.495	1:49.938	1:50.153	1:49.931
			11 - 20	1:49.346									
15	Marco Guerra	6	1 - 10	1:58.699	1:53.397	1:52.432	1:50.681	2:11.181	1:51.208				
45	Marcello Incerti	10	1 - 10	2:02.362	1:56.352	1:55.842	1:55.507	1:54.974	1:54.183	1:55.019	1:53.813	1:55.274	1:53.667
97	Limuti-Fontana	10	1 - 10	2:06.325	1:59.875	1:59.757	2:18.267	2:03.732	2:01.061	1:59.054	1:58.776	1:57.507	1:59.141



# HISTO CUP Tourenwagen Revival

## Histo Cup Austria

Championat Italiane Storiche  
Ergebnis Practice

23 - 25 September 2016  
Salzburgring - 4240 mtr.



### Periodo F - T 1600

Pl.	Nr.	Name / Bewerber	Fahrzeug	Schnellste	In	Diff.	Diff	Rnd	Km/h
1	15	Marco Guerra	Ford Cortina Lotus	1:50.681	4			6	137.91

### Periodo G1 - T 1600

Pl.	Nr.	Name / Bewerber	Fahrzeug	Schnellste	In	Diff.	Diff	Rnd	Km/h
1	45	Marcello Incerti Club 02	BMW 1600 Ti	1:53.667	10			10	134.29

### Periodo G1 - GTP 1600

Pl.	Nr.	Name / Bewerber	Fahrzeug	Schnellste	In	Diff.	Diff	Rnd	Km/h
1	46	Marco Malaguti Club 02	Ginetta G12	1:41.101	11			12	150.98

### Periodo G2/H1 - TC/1300

Pl.	Nr.	Name / Bewerber	Fahrzeug	Schnellste	In	Diff.	Diff	Rnd	Km/h
1	48	Sordi-Sordi	A.R. GTA 1.3 Junio	1:47.526	3			4	141.96

### Periodo G2/H1 - TC 2000

Pl.	Nr.	Name / Bewerber	Fahrzeug	Schnellste	In	Diff.	Diff	Rnd	Km/h
1	97	Limuti-Fontana	BMW 2002 Tii	1:57.507	9			10	129.90

### Periodo G2-H1 - GTS 1600

Pl.	Nr.	Name / Bewerber	Fahrzeug	Schnellste	In	Diff.	Diff	Rnd	Km/h
1	102	Roberto Chiaramonte Bordonaro AB Motorsport	Alpine Renault A110	1:49.346	11			11	139.59

### Periodo G2-H1 - GTS 2000

Pl.	Nr.	Name / Bewerber	Fahrzeug	Schnellste	In	Diff.	Diff	Rnd	Km/h
1	107	Damiani-Benusiglio AB Motorsport	Porsche 911 S	1:45.292	9			9	144.97

### Periodo G2-H1 - GTS oltre 2500

Pl.	Nr.	Name / Bewerber	Fahrzeug	Schnellste	In	Diff.	Diff	Rnd	Km/h
1	121	Marazzi-Milani University Motors	Porsche 911 RSR	1:35.366	9			9	160.06

Schnellste Runde : 1:24.895 in Runde 3 durch nr. 153 : Massimo Guerra(Massimo Guerra) (Porsche 935 K3)

Aushangzeit

Ergebnisse und Rundenzeiten : [www.raceresults.at](http://www.raceresults.at)

Zeitnahme durch : SDO SportTiming

Rennleiter	Steward	Zeitmessung	
Seite 1 von 2			

# HISTO CUP Tourenwagen Revival

## Histo Cup Austria



### Championat Italiane Storiche

23 - 25 September 2016  
Salzburgring - 4240 mtr.

#### Ergebnis Practice

2	120	Zorzi-Zorzi Team Italia	Porsche 911 3.0	1:35.538	4	0.172	0.172	7	159.77
3	115	Mundi-Rosticci Sc. Autom. Kinzica	Porsche 911 3.0	1:36.382	3	1.016	0.844	7	158.37

#### Periodo H2-I - TC oltre 2500

Pl.	Nr.	Name / Bewerber	Fahrzeug	Schnellste	In	Diff.	Diff	Rnd	Km/h
1	129	Tomatis-Tomatis	BMW 3.0 CSI	1:46.694	6			6	143.06

#### Periodo H2-I - SIL 2000

Pl.	Nr.	Name / Bewerber	Fahrzeug	Schnellste	In	Diff.	Diff	Rnd	Km/h
1	143	Giuliani-Pergreffi Club 02	BMW 2002	1:37.018	9			10	157.33

#### Periodo H2-I - SIL oltre 2000

Pl.	Nr.	Name / Bewerber	Fahrzeug	Schnellste	In	Diff.	Diff	Rnd	Km/h
1	153	Massimo Guerra Team Italia	Porsche 935 K3	1:24.895	3			10	179.80
2	149	Ronconi-Gulinelli Team Italia	Porsche 930	1:27.059	7	2.164	2.164	11	175.33
3	156	Mario Massaglia Team Bassano	Porsche 930 Turbo	1:30.819	9	5.924	3.760	10	168.07

Schnellste Runde : 1:24.895 in Runde 3 durch nr. 153 : Massimo Guerra(Massimo Guerra) (Porsche 935 K3)

Aushangzeit

Ergebnisse und Rundenzeiten : [www.raceresults.at](http://www.raceresults.at)

Zeitnahme durch : SDO SportTiming

Rennleiter	Steward	Zeitmessung	
Seite 2 von 2			

## HISTO CUP Tourenwagen Revival Histo Cup Austria

Championat Italiane Storiche  
Sector analyse

  
23 - 25 September 2016  
Salzburgring - 4240 mtr.

Pl.	Nr.	Name / Team Name	Sector 1			Sector 2			Sector 3			Theoretischer Bestest	Bestzeit	In
			Zeit	.	pl.	Zeit	.	pl.	Zeit	.	pl.			
1	153	Massimo Guerra	20.410	4	1	29.008	7	1	35.113	3	1	1:24.531	1: 24.895	3
2	149	Ronconi-Gulinelli	20.930	8	2	30.480	7	2	35.159	7	2	1:26.569	1: 27.059	7
3	156	Mario Massaglia	21.595	6	3	30.933	2	3	37.184	2	4	1:29.712	1: 30.819	9
4	121	Marazzi-Milani	23.279	8	5	34.932	9	6	36.802	9	3	1:35.013	1: 35.366	9
5	120	Zorzi-Zorzi	23.073	5	4	33.546	4	4	38.419	3	7	1:35.038	1: 35.538	4
6	115	Mundi-Rosticci	23.638	3	7	34.563	2	5	38.172	3	5	1:36.373	1: 36.382	3
7	143	Giuliani-Pergreffi	23.289	7	6	35.076	4	7	38.232	9	6	1:36.597	1: 37.018	9
8	46	Marco Malaguti	24.224	11	8	35.681	11	8	41.193	7	10	1:41.098	1: 41.101	11
9	107	Damiani-Benusiglio	25.602	7	9	37.705	5	9	41.782	9	11	1:45.089	1: 45.292	9
10	129	Tomatis-Tomatis	26.125	6	10	39.065	7	10	40.822	6	9	1:46.012	1: 46.694	6
11	48	Sordi-Sordi	26.293	3	12	40.757	2	13	40.406	3	8	1:47.456	1: 47.526	3
12	102	Roberto Chiamonte Bordonaro	26.218	11	11	39.512	5	11	42.813	10	13	1:48.543	1: 49.346	11
13	15	Marco Guerra	26.599	4	13	39.900	4	12	43.510	6	14	1:50.009	1: 50.681	4
14	45	Marcello Incerti	27.685	10	14	42.555	6	15	42.496	8	12	1:52.736	1: 53.667	10
15	97	Limuti-Fontana	27.834	8	15	42.305	9	14	47.045	7	15	1:57.184	1: 57.507	9

# HISTO CUP Tourenwagen Revival

Histo Cup Austria

## Championat Italiane Storiche

### Ergebnis Practice

23 - 25 September 2016  
Salzburgring - 4240 mtr.

Pl.	Nr.	Name / Bewerber	Fahrzeug	Kls	PIK	Schnellste	In	Diff.	Diff	Rnd	Km/h
1	153	Massimo Guerra Team Italia	Porsche 935 K3	G3-3	1	1:24.895	3			10	179.80
2	149	Ronconi-Gulinelli Team Italia	Porsche 930	G3-3	2	1:27.059	7	2.164	2.164	11	175.33
3	156	Mario Massaglia Team Bassano	Porsche 930 Turbo	G3-3	3	1:30.819	9	5.924	3.760	10	168.07
4	121	Marazzi-Milani University Motors	Porsche 911 RSR	G2-9	1	1:35.366	9	10.471	4.547	9	160.06
5	120	Zorzi-Zorzi Team Italia	Porsche 911 3.0	G2-9	2	1:35.538	4	10.643	0.172	7	159.77
6	115	Mundi-Rosticci Sc. Autom. Kinzica	Porsche 911 3.0	G2-9	3	1:36.382	3	11.487	0.844	7	158.37
7	143	Giuliani-Pergreffi Club 02	BMW 2002	G3-2	1	1:37.018	9	12.123	0.636	10	157.33
8	46	Marco Malaguti Club 02	Ginetta G12	G2-3	1	1:41.101	11	16.206	4.083	12	150.98
9	107	Damiani-Benusiglio AB Motorsport	Porsche 911 S	G2-8	1	1:45.292	9	20.397	4.191	9	144.97
10	129	Tomatis-Tomatis	BMW 3.0 CSI	G3-1	1	1:46.694	6	21.799	1.402	6	143.06
11	48	Sordi-Sordi	A.R. GTA 1.3 Junio	G2-10	1	1:47.526	3	22.631	0.832	4	141.96
12	102	Roberto Chiaramonte Bordonaro AB Motorsport	Alpine Renault A110	G2-7	1	1:49.346	11	24.451	1.820	11	139.59
13	15	Marco Guerra	Ford Cortina Lotus	G1-2	1	1:50.681	4	25.786	1.335	6	137.91
14	45	Marcello Incerti Club 02	BMW 1600 Ti	G2-2	1	1:53.667	10	28.772	2.986	10	134.29
15	97	Limuti-Fontana	BMW 2002 Tii	G2-5	1	1:57.507	9	32.612	3.840	10	129.90

Schnellste Runde : 1:24.895 in Runde 3 durch nr. 153 : Massimo Guerra(Massimo Guerra) (Porsche 935 K3)

Aushangzeit

Ergebnisse und Rundenzeiten : [www.raceresults.at](http://www.raceresults.at)

Zeitnahme durch : SDO SportTiming

Rennleiter	Steward	Zeitmessung	
Seite 1 von 1			

# HISTO CUP Tourenwagen Revival

## Histo Cup Austria

Championat Italiane Storiche  
Runden und Sektoren Zeiten

23 - 25 September 2016  
Salzburgring - 4240 mtr.



15 Marco Guerra									Ford Cortina Lotus											
lap	Sect-1	Speed	Sect-2	Speed	Sect-3	Speed	TopSpeed	laptime	pit	lap	Sect-1	Speed	Sect-2	Speed	Sect-3	Speed	Topspeed	laptime	pit	
1	28.211		40.774		45.553	161,4		1:54.538		6	27.256		40.099		43.307	<u>165,6</u>			1:50.662	
2	28.599		40.354		44.101	159,5		1:53.054		7	27.141		40.011		43.403	164,9			1:50.555	
3	27.971		40.084		44.628	160,5		1:52.683		8	<u>26.699</u>		<u>39.606</u>		<u>42.215</u>	165,1			<u>1:48.520</u>	
4	27.427		39.734		43.257	165,1		1:50.418		9	29.924		50.175						2:26.494	
5	29.557		46.177		50.004	160,7		2:05.738		10										

45 Marcello Incerti									BMW 1600 Ti											
lap	Sect-1	Speed	Sect-2	Speed	Sect-3	Speed	TopSpeed	laptime	pit	lap	Sect-1	Speed	Sect-2	Speed	Sect-3	Speed	Topspeed	laptime	pit	
1	29.782		42.344		44.506	150,8		1:56.632		7	28.279		41.947		42.650	<u>156,7</u>			1:52.876	
2	28.935		42.212		44.265	150,8		1:55.412		8	28.291		41.864		49.506	140,3			1:59.661	
3	28.565		42.281		43.377	156,5		1:54.223		9	29.402		41.797		42.815	152,8			1:54.014	
4	28.212		42.280		43.258	154,5		1:53.750		10	28.202		41.939		42.913	152,5			1:53.054	
5	28.299		41.788		43.319	155,2		1:53.406		11	<u>27.831</u>		<u>41.697</u>		43.075	153,8			1:52.603	
6	28.759		41.727		42.784	154,5		1:53.270		12	27.857		42.040		<u>42.219</u>	154,1			<u>1:52.116</u>	

46 Marco Malaguti									Ginetta G12											
lap	Sect-1	Speed	Sect-2	Speed	Sect-3	Speed	TopSpeed	laptime	pit	lap	Sect-1	Speed	Sect-2	Speed	Sect-3	Speed	Topspeed	laptime	pit	
1	31.058		43.927		48.713	149,4		2:03.698		7	25.602		36.290		40.484	175,0			1:42.376	
2	28.748		41.109		44.481	158,1		1:54.338		8	25.104		36.192		40.011	<u>177,6</u>			1:41.307	
3	28.864		38.848		43.552	150,4		1:51.264		9	25.257		38.305						1:54.575	
4	28.109		38.043		43.180	159,1		1:49.332		10			38.968		41.286	174,5			3:32.826	P
5	25.783		36.608		41.572	175,0		1:43.963		11	26.479		36.147		39.971	176,5			1:42.597	
6	<u>24.934</u>		36.489		40.990	176,2		1:42.413		12	24.969		<u>36.053</u>		<u>39.802</u>	175,6			<u>1:40.824</u>	

48 Sordi-Sordi									A.R. GTA 1.3 Junio											
lap	Sect-1	Speed	Sect-2	Speed	Sect-3	Speed	TopSpeed	laptime	pit	lap	Sect-1	Speed	Sect-2	Speed	Sect-3	Speed	Topspeed	laptime	pit	
1	30.794		43.245		45.084	153,2		1:59.123		5	<u>26.242</u>		<u>40.910</u>		39.900	160,5			1:47.052	
2	29.818		42.345		44.402	154,5		1:56.565		6	26.265		40.932		<u>39.665</u>	<u>161,4</u>			<u>1:46.862</u>	
3	4:00.222		41.120		39.667	161,0		5:21.009		7	26.429		44.918						2:11.332	
4	26.416		41.280		39.854	159,3		1:47.550		8										

97 Limuti-Fontana									BMW 2002 Tii											
lap	Sect-1	Speed	Sect-2	Speed	Sect-3	Speed	TopSpeed	laptime	pit	lap	Sect-1	Speed	Sect-2	Speed	Sect-3	Speed	Topspeed	laptime	pit	
1	28.167		41.522		2:55.873	131,4		4:05.562		6			40.410		54.028	152,8			3:15.118	P
2	29.753		42.087		45.431	159,3		1:57.271		7	27.506		39.019		42.520	162,7			1:49.045	
3	28.152		41.472		46.691	157,7		1:56.315		8	26.494		39.149		42.243	162,4			1:47.886	
4	28.506		41.501		46.831	154,7		1:56.838		9	26.615		39.185		42.641	<u>163,9</u>			1:48.441	
5	28.780		42.440					2:26.449		10	26.418		<u>38.984</u>		<u>41.657</u>	163,4			<u>1:47.059</u>	

102 Roberto Chiaramonte Bordonaro									Alpine Renault A110											
lap	Sect-1	Speed	Sect-2	Speed	Sect-3	Speed	TopSpeed	laptime	pit	lap	Sect-1	Speed	Sect-2	Speed	Sect-3	Speed	Topspeed	laptime	pit	
1	28.522		40.106		42.544	161,0		1:51.172		7	28.202		39.225						2:01.126	
2	27.805		39.407		42.485	159,1		1:49.697		8			38.843		45.360	145,4			2:41.606	P
3	27.604		39.342		42.183	161,9		1:49.129		9	28.386		38.783		41.185	<u>167,4</u>			1:48.354	
4	28.245		39.473		42.199	165,9		1:49.917		10	27.142		39.368		<u>40.721</u>	166,4			1:47.231	
5	28.093		39.241		41.815	<u>167,4</u>		1:49.149		11	27.961		38.680		40.757	162,9			1:47.398	
6	27.312		39.076		41.095	165,6		1:47.483		12	27.593		<u>38.439</u>		40.874	166,2			<u>1:46.906</u>	

107 Damiani-Benusiglio									Porsche 911 S											
lap	Sect-1	Speed	Sect-2	Speed	Sect-3	Speed	TopSpeed	laptime	pit	lap	Sect-1	Speed	Sect-2	Speed	Sect-3	Speed	Topspeed	laptime	pit	
1	28.369		40.301		46.441	160,2		1:55.111		6	27.024		38.130		<u>42.012</u>	<u>165,1</u>			1:47.166	
2	28.491		39.930		45.903	158,6		1:54.324		7	26.395		38.550		42.643	161,0			1:47.588	
3	29.995		39.591		43.480	162,9		1:53.066		8	<u>26.085</u>		<u>37.645</u>		43.057	160,5			<u>1:46.787</u>	
4	27.994		39.854					2:00.496		9	26.799		39.061						1:54.918	
5			39.263		44.003	162,9		4:09.865	P	10										

115 Mundi-Rosticci									Porsche 911 3.0											
lap	Sect-1	Speed	Sect-2	Speed	Sect-3	Speed	TopSpeed	laptime	pit	lap	Sect-1	Speed	Sect-2	Speed	Sect-3	Speed	Topspeed	laptime	pit	
1	24.085		36.366		40.626	180,6		1:41.077		7	27.328		38.511		43.916	171,4			1:49.755	
2	24.732		35.850		40.823	<u>181,5</u>		1:41.405		8	25.618		37.123		43.142	179,1			1:45.883	
3	<u>23.861</u>		35.133		<u>38.550</u>	181,2		<u>1:37.544</u>		9	28.285		38.004		42.527	179,1			1:48.816	

# HISTO CUP Tourenwagen Revival

## Histo Cup Austria

Championat Italiane Storiche  
Runden und Sektoren Zeiten

23 - 25 September 2016  
Salzburgering - 4240 mtr.

4	24.297	<u>35.006</u>				1:42.832	10	26.347	36.949	41.544	175,6	1:44.840
5		41.082	48.087	161,4		3:18.109 P	11	26.020	36.580	41.612	175,0	1:44.212
6	27.950	39.097	45.519	166,2		1:52.566	12	25.701	36.400	41.089	178,5	1:43.190

120 Zorzi-Zorzi								Porsche 911 3.0											
lap	Sect-1	Speed	Sect-2	Speed	Sect-3	Speed	TopSpeed	laptime	pit	lap	Sect-1	Speed	Sect-2	Speed	Sect-3	Speed	Topspeed	laptime	pit
1	27.203		37.072		42.318	184,3		1:46.593		7	23.554		34.240		44.909	150,4		1:42.703	
2	25.870		35.990		43.167	171,2		1:45.027		8	28.930		36.459		40.651	188,8		1:46.040	
3	26.545		38.792					1:54.005		9	24.124		34.561		<u>38.750</u>	191,2		1:37.435	
4			39.468		40.655	191,2		5:29.489 P		10	27.813		37.569					1:51.701	
5	23.734		35.026		40.989	189,1		1:39.749		11			38.063		41.465	<u>191,5</u>		2:21.414 P	
6	<u>23.444</u>		<u>33.906</u>		39.075	187,2		<u>1:36.425</u>		12									

121 Marazzi-Milani								Porsche 911 RSR											
lap	Sect-1	Speed	Sect-2	Speed	Sect-3	Speed	TopSpeed	laptime	pit	lap	Sect-1	Speed	Sect-2	Speed	Sect-3	Speed	Topspeed	laptime	pit
1	25.944		37.355		40.432	178,8		1:43.731		6	25.054		36.969					1:50.684	
2	25.153		35.991		38.238	188,2		1:39.382		7			38.866		37.404	<u>190,1</u>		2:48.268 P	
3	24.795		35.155		37.934	188,5		1:37.884		8	<u>23.015</u>		<u>34.505</u>		<u>35.803</u>	189,5		<u>1:33.323</u>	
4	24.304		34.974		38.099	183,1		1:37.377		9	23.070		34.670		36.063	<u>190,1</u>		1:33.803	
5	24.087		35.050		37.702	187,8		1:36.839		10	27.853		47.393					2:16.748	

129 Tomatis-Tomatis								BMW 3.0 CSI											
lap	Sect-1	Speed	Sect-2	Speed	Sect-3	Speed	TopSpeed	laptime	pit	lap	Sect-1	Speed	Sect-2	Speed	Sect-3	Speed	Topspeed	laptime	pit
1	29.981		40.999		45.155	153,2		1:56.135		7	28.040		41.209					2:03.030	
2	33.921		40.276		42.625	157,0		1:56.822		8			40.349		42.534	166,7		3:58.951 P	
3	28.675		39.674		42.285	159,8		1:50.634		9	25.994		39.051		41.089	165,6		1:46.134	
4	27.872		39.646		41.581	162,2		1:49.099		10	25.962		38.658		<u>40.073</u>	<u>168,2</u>		1:44.693	
5	27.874		39.159		42.719	158,8		1:49.752		11	<u>25.467</u>		<u>38.264</u>		40.328	166,9		<u>1:44.059</u>	
6	27.902		39.270		42.441	160,2		1:49.613		12									

143 Giuliani-Pergreffi								BMW 2002											
lap	Sect-1	Speed	Sect-2	Speed	Sect-3	Speed	TopSpeed	laptime	pit	lap	Sect-1	Speed	Sect-2	Speed	Sect-3	Speed	Topspeed	laptime	pit
1	25.144		35.721		40.409	180,0		1:41.274		7	25.308		35.876					1:47.271	
2	24.930		<u>35.124</u>		39.273	181,2		1:39.327		8			38.231		40.675	181,2		2:59.335 P	
3	24.864		35.414		38.521	183,7		1:38.799		9	26.274		36.177		39.825	180,0		1:42.276	
4	24.368		35.526		37.940	180,9		1:37.834		10	26.155		36.383		41.212	177,0		1:43.750	
5	24.621		35.331		<u>37.699</u>	<u>186,2</u>		<u>1:37.651</u>		11	26.033		36.495					1:50.129	
6	<u>24.322</u>		35.431		38.024	181,2		1:37.777		12									

149 Ronconi-Gulinelli								Porsche 930											
lap	Sect-1	Speed	Sect-2	Speed	Sect-3	Speed	TopSpeed	laptime	pit	lap	Sect-1	Speed	Sect-2	Speed	Sect-3	Speed	Topspeed	laptime	pit
1	26.180		35.714		41.640	209,3		1:43.534		8			32.246		37.523	210,1		3:35.171 P	
2	24.138		35.085		41.297	206,5		1:40.520		9	21.968		30.618		35.123	218,6		1:27.709	
3	23.579		35.553		40.386	208,5		1:39.518		10	21.405		30.390		34.854	215,1		1:26.649	
4	23.781		34.171		39.815	210,5		1:37.767		11	21.599		30.265		<u>34.815</u>	219,5		1:26.679	
5	23.473		33.771		39.688	210,5		1:36.932		12	<u>20.983</u>		<u>30.170</u>		34.875	<u>220,0</u>		<u>1:26.028</u>	
6	23.384		33.889		40.187	211,8		1:37.460		13	24.090		34.190		37.419	218,2		1:35.699	
7	23.556		34.530					1:48.768		14									

153 Massimo Guerra								Porsche 935 K3											
lap	Sect-1	Speed	Sect-2	Speed	Sect-3	Speed	TopSpeed	laptime	pit	lap	Sect-1	Speed	Sect-2	Speed	Sect-3	Speed	Topspeed	laptime	pit
1	21.026		29.536		35.232	232,8		1:25.794		5	25.441		44.594					2:03.084	
2	26.598		34.483		36.179	229,3		1:37.260		6			42.764		46.934	233,8		6:56.313 P	
3	22.645		31.831		38.481	232,3		1:32.957		7	<u>20.135</u>		<u>28.816</u>		<u>34.519</u>	<u>235,3</u>		<u>1:23.470</u>	
4	22.105		29.544		35.790	226,4		1:27.439		8	26.205		45.959					2:10.941	

156 Mario Massaglia								Porsche 930 Turbo											
lap	Sect-1	Speed	Sect-2	Speed	Sect-3	Speed	TopSpeed	laptime	pit	lap	Sect-1	Speed	Sect-2	Speed	Sect-3	Speed	Topspeed	laptime	pit
1	23.599		33.630		38.926	208,5		1:36.155		9	21.817		<u>30.998</u>		37.476	205,7		1:30.291	
2	29.484		34.282		41.095	207,3		1:44.861		10	21.906		31.625		40.228	191,5		1:33.759	
3	22.322		31.575		38.039	207,7		1:31.936		11	27.370		32.973		37.860	206,1		1:38.203	
4	22.590		31.137		37.809	204,9		1:31.536		12	21.809		31.452		38.205	<u>210,9</u>		1:31.466	
5	21.939		32.342		39.626	204,2		1:33.907		13	<u>21.783</u>		31.031		<u>36.133</u>	208,9		<u>1:28.947</u>	
6	22.155		31.323		37.852	206,1		1:31.330		14	22.896		34.368		38.048	206,9		1:35.312	

HISTO CUP Tourenwagen Revival  
Histo Cup Austria

Championat Italiane Storiche  
Runden und Sektoren Zeiten

  
23 - 25 September 2016  
Salzburgring - 4240 mtr.

7	22.078	31.413	37.756	202,2	1:31.247	15	22.865	31.114	36.498	202,6	1:30.477
8	23.088	32.514	38.859	205,7	1:34.461	16					

# HISTO CUP Tourenwagen Revival

## Histo Cup Austria

Championat Italiane Storiche  
Rundezeiten

23 - 25 September 2016  
Salzburgering - 4240 mtr.

Nr.	Name	Rnd	Runde	Lap ..1	Lap ..2	Lap ..3	Lap ..4	Lap ..5	Lap ..6	Lap ..7	Lap ..8	Lap ..9	Lap ..0
153	Massimo Guerra	8	1 - 10	1:25.794	1:37.260	1:32.957	1:27.439	2:03.084	6:56.313	1:23.470	2:10.941		
149	Ronconi-Gulinelli	13	1 - 10	1:43.534	1:40.520	1:39.518	1:37.767	1:36.932	1:37.460	1:48.768	3:35.171	1:27.709	1:26.649
			11 - 20	1:26.679	1:26.028	1:35.699							
156	Mario Massaglia	15	1 - 10	1:36.155	1:44.861	1:31.936	1:31.536	1:33.907	1:31.330	1:31.247	1:34.461	1:30.291	1:33.759
			11 - 20	1:38.203	1:31.466	1:28.947	1:35.312	1:30.477					
121	Marazzi-Milani	10	1 - 10	1:43.731	1:39.382	1:37.884	1:37.377	1:36.839	1:50.684	2:48.268	1:33.323	1:33.803	2:16.748
120	Zorzi-Zorzi	11	1 - 10	1:46.593	1:45.027	1:54.005	5:29.489	1:39.749	1:36.425	1:42.703	1:46.040	1:37.435	1:51.701
			11 - 20	2:21.414									
115	Mundi-Rosticci	12	1 - 10	1:41.077	1:41.405	1:37.544	1:42.832	3:18.109	1:52.566	1:49.755	1:45.883	1:48.816	1:44.840
			11 - 20	1:44.212	1:43.190								
143	Giuliani-Pergreffi	11	1 - 10	1:41.274	1:39.327	1:38.799	1:37.834	1:37.651	1:37.777	1:47.271	2:59.335	1:42.276	1:43.750
			11 - 20	1:50.129									
46	Marco Malaguti	12	1 - 10	2:03.698	1:54.338	1:51.264	1:49.332	1:43.963	1:42.413	1:42.376	1:41.307	1:54.575	3:32.826
			11 - 20	1:42.597	1:40.824								
129	Tomatis-Tomatis	11	1 - 10	1:56.135	1:56.822	1:50.634	1:49.099	1:49.752	1:49.613	2:03.030	3:58.951	1:46.134	1:44.693
			11 - 20	1:44.059									
107	Damiani-Benusiglio	9	1 - 10	1:55.111	1:54.324	1:53.066	2:00.496	4:09.865	1:47.166	1:47.588	1:46.787	1:54.918	
48	Sordi-Sordi	7	1 - 10	1:59.123	1:56.565	5:21.009	1:47.550	1:47.052	1:46.862	2:11.332			
102	Roberto Chiamonte Bordonar	12	1 - 10	1:51.172	1:49.697	1:49.129	1:49.917	1:49.149	1:47.483	2:01.126	2:41.606	1:48.354	1:47.231
			11 - 20	1:47.398	1:46.906								
97	Limuti-Fontana	10	1 - 10	4:05.562	1:57.271	1:56.315	1:56.838	2:26.449	3:15.118	1:49.045	1:47.886	1:48.441	1:47.059
15	Marco Guerra	9	1 - 10	1:54.538	1:53.054	1:52.683	1:50.418	2:05.738	1:50.662	1:50.555	1:48.520	2:26.494	
45	Marcello Incerti	12	1 - 10	1:56.632	1:55.412	1:54.223	1:53.750	1:53.406	1:53.270	1:52.876	1:59.661	1:54.014	1:53.054
			11 - 20	1:52.603	1:52.116								



# HISTO CUP Tourenwagen Revival

## Histo Cup Austria

Championat Italiane Storiche  
Ergebnis Qualifying

23 - 25 September 2016  
Salzburgring - 4240 mtr.



### Periodo F - T 1600

Pl.	Nr.	Name / Bewerber	Fahrzeug	Schnellste	In	Diff.	Diff	Rnd	Km/h
1	15	Marco Guerra	Ford Cortina Lotus	1:48.520	8			9	140,66

### Periodo G1 - T 1600

Pl.	Nr.	Name / Bewerber	Fahrzeug	Schnellste	In	Diff.	Diff	Rnd	Km/h
1	45	Marcello Incerti Club 02	BMW 1600 Ti	1:52.116	12			12	136,14

### Periodo G1 - GTP 1600

Pl.	Nr.	Name / Bewerber	Fahrzeug	Schnellste	In	Diff.	Diff	Rnd	Km/h
1	46	Marco Malaguti Club 02	Ginetta G12	1:40.824	12			12	151,39

### Periodo G2/H1 - TC/1300

Pl.	Nr.	Name / Bewerber	Fahrzeug	Schnellste	In	Diff.	Diff	Rnd	Km/h
1	48	Sordi-Sordi	A.R. GTA 1.3 Junio	1:46.862	6			7	142,84

### Periodo G2/H1 - TC 2000

Pl.	Nr.	Name / Bewerber	Fahrzeug	Schnellste	In	Diff.	Diff	Rnd	Km/h
1	97	Limuti-Fontana	BMW 2002 Tii	1:47.059	10			10	142,58

### Periodo G2-H1 - GTS 1600

Pl.	Nr.	Name / Bewerber	Fahrzeug	Schnellste	In	Diff.	Diff	Rnd	Km/h
1	102	Roberto Chiaramonte Bordonaro AB Motorsport	Alpine Renault A110	1:46.906	12			12	142,78

### Periodo G2-H1 - GTS 2000

Pl.	Nr.	Name / Bewerber	Fahrzeug	Schnellste	In	Diff.	Diff	Rnd	Km/h
1	107	Damiani-Benusiglio AB Motorsport	Porsche 911 S	1:46.787	8			9	142,94

Schnellste Runde : 1:23.470 in Runde 7 durch nr. 153 : Massimo Guerra(Massimo Guerra) (Porsche 935 K3)

Aushangzeit

Ergebnisse und Rundenzeiten : [www.raceresults.at](http://www.raceresults.at)

Zeitnahme durch : SDO SportTiming

Rennleiter	Steward	Zeitmessung	
Seite 1 von 2			

# HISTO CUP Tourenwagen Revival

## Histo Cup Austria

Championat Italiane Storiche  
Ergebnis Qualifying

23 - 25 September 2016  
Salzburgring - 4240 mtr.

### Periodo G2-H1 - GTS oltre 2500

Pl.	Nr.	Name / Bewerber	Fahrzeug	Schnellste	In	Diff.	Diff	Rnd	Km/h
1	121	Marazzi-Milani University Motors	Porsche 911 RSR	1:33.323	8			10	163,56
2	120	Zorzi-Zorzi Team Italia	Porsche 911 3.0	1:36.425	6	3.102	3.102	11	158,30
3	115	Mundi-Rosticci Sc. Autom. Kinzica	Porsche 911 3.0	1:37.544	3	4.221	1.119	12	156,48

### Periodo H2-I - TC oltre 2500

Pl.	Nr.	Name / Bewerber	Fahrzeug	Schnellste	In	Diff.	Diff	Rnd	Km/h
1	129	Tomatis-Tomatis	BMW 3.0 CSI	1:44.059	11			11	146,69

### Periodo H2-I - SIL 2000

Pl.	Nr.	Name / Bewerber	Fahrzeug	Schnellste	In	Diff.	Diff	Rnd	Km/h
1	143	Giuliani-Pergreffi Club 02	BMW 2002	1:37.651	5			11	156,31

### Periodo H2-I - SIL oltre 2000

Pl.	Nr.	Name / Bewerber	Fahrzeug	Schnellste	In	Diff.	Diff	Rnd	Km/h
1	153	Massimo Guerra Team Italia	Porsche 935 K3	1:23.470	7			8	182,87
2	149	Ronconi-Gulinelli Team Italia	Porsche 930	1:26.028	12	2.558	2.558	13	177,43
3	156	Mario Massaglia Team Bassano	Porsche 930 Turbo	1:28.947	13	5.477	2.919	15	171,61

Schnellste Runde : 1:23.470 in Runde 7 durch nr. 153 : Massimo Guerra(Massimo Guerra) (Porsche 935 K3)

Aushangzeit

Ergebnisse und Rundenzeiten : [www.raceresults.at](http://www.raceresults.at)

Zeitnahme durch : SDO SportTiming

Rennleiter	Steward	Zeitmessung	
Seite 2 von 2			

## HISTO CUP Tourenwagen Revival Histo Cup Austria

Championat Italiane Storiche  
Sector analyse

  
23 - 25 September 2016  
Salzburgring - 4240 mtr.

Pl.	Nr.	Name / Team Name	Sector 1			Sector 2			Sector 3			Theoretischer Bestest	Bestzeit	In
			Zeit	.	pl.	Zeit	.	pl.	Zeit	.	pl.			
1	153	Massimo Guerra	20.135	7	1	28.816	7	1	34.519	7	1	1:23.470	1: 23.470	7
2	149	Ronconi-Gulinelli	20.983	12	2	30.170	12	2	34.815	11	2	1:25.968	1: 26.028	12
3	156	Mario Massaglia	21.783	13	3	30.998	9	3	36.133	13	4	1:28.914	1: 28.947	13
4	121	Marazzi-Milani	23.015	8	4	34.505	8	5	35.803	8	3	1:33.323	1: 33.323	8
5	120	Zorzi-Zorzi	23.444	6	5	33.906	6	4	38.750	9	7	1:36.100	1: 36.425	6
6	115	Mundi-Rosticci	23.861	3	6	35.006	4	6	38.550	3	6	1:37.417	1: 37.544	3
7	143	Giuliani-Pergreffi	24.322	6	7	35.124	2	7	37.699	5	5	1:37.145	1: 37.651	5
8	46	Marco Malaguti	24.934	6	8	36.053	12	8	39.802	12	9	1:40.789	1: 40.824	12
9	129	Tomatis-Tomatis	25.467	11	9	38.264	11	10	40.073	10	10	1:43.804	1: 44.059	11
10	107	Damiani-Benusiglio	26.085	8	11	37.645	8	9	42.012	6	13	1:45.742	1: 46.787	8
11	48	Sordi-Sordi	26.242	5	12	40.910	5	14	39.665	6	8	1:46.817	1: 46.862	6
12	102	Roberto Chiamonte Bordonaro	26.739	13	14	38.439	12	11	40.721	10	11	1:45.899	1: 46.906	12
13	97	Limuti-Fontana	25.997	11	10	38.984	10	12	41.657	10	12	1:46.638	1: 47.059	10
14	15	Marco Guerra	26.699	8	13	39.606	8	13	42.215	8	14	1:48.520	1: 48.520	8
15	45	Marcello Incerti	27.831	11	15	41.697	11	15	42.219	12	15	1:51.747	1: 52.116	12

# HISTO CUP Tourenwagen Revival

Histo Cup Austria

## Championat Italiane Storiche

### Ergebnis Qualifying G3

23 - 25 September 2016  
Salzburgring - 4240 mtr.



Pl.	Nr.	Name / Bewerber	Fahrzeug	Kls	PIK	Schnellste	In	Diff.	Diff	Rnd	Km/h
1	153	Massimo Guerra Team Italia	Porsche 935 K3	G3-3	1	1:23.470	7			8	182,87
2	149	Ronconi-Gulinelli Team Italia	Porsche 930	G3-3	2	1:26.028	12	2.558	2.558	13	177,43
3	156	Mario Massaglia Team Bassano	Porsche 930 Turbo	G3-3	3	1:28.947	13	5.477	2.919	15	171,61
4	143	Giuliani-Pergreffi Club 02	BMW 2002	G3-2	1	1:37.651	5	14.181	8.704	11	156,31
5	129	Tomatis-Tomatis	BMW 3.0 CSI	G3-1	1	1:44.059	11	20.589	6.408	11	146,69

Schnellste Runde : 1:23.470 in Runde 7 durch nr. 153 : Massimo Guerra(Massimo Guerra) (Porsche 935 K3)

Aushangzeit

Ergebnisse und Rundenzeiten : [www.raceresults.at](http://www.raceresults.at)

Zeitnahme durch : SDO SportTiming

Rennleiter	Steward	Zeitmessung	
Seite 1 von 1			