**RS CUP****Race 2 (R2)
Results****Document 6**

Subject to scrutineering & sporting investigations

Rnk	N°	Pilota A	Time	Laps	Gap	Interv.	Best Lap	Team	Spd
1	▲ ¹	15 Alessio A. Caiola	20:59.022	14			1:29.130	Sirio Motorsport	163,8
2	▼ ¹	99 Davide Nardilli	21:00.862	14	1.840	1.840	1:29.385	Melatini Racing	161,1
3	=	1 Giacomo Trebbi	21:01.223	14	2.201	0.361	1:29.377	4x4 Explorer	161,6
4	=	8 Matteo Poloni	21:01.972	14	2.950	0.749	1:29.374	Gearworks	161,1
5	=	21 Giuseppe Montalbano	21:02.267	14	3.245	0.295	1:29.293	Autostar	161,9
6	▲ ²	38 Alessio Alcidi	21:07.394	14	8.372	5.127	1:29.894	Team Rambo	162,1
7	=	5 Andrea Mosca	21:08.090	14	9.068	0.696	1:29.762	Faro R. by Monolite	162,4
8	▲ ¹	16 Massimo Billo	21:14.986	14	15.964	6.896	1:30.159	ZRS	161,4
9	▲ ³	25 Fabrizio Tablò	21:20.053	14	21.031	5.067	1:30.043	Faro R. by Monolite	159,9
10	=	67 Ercole Cipolla	21:47.124	14	48.102	27.071	1:31.047	Sirio Motorsport	158,5
11	▼ ⁵	44 Felice Jelmini	21:13.698	12	2 Laps	2 Laps	1:29.037	Sport Life Classic 2	160,4

N°67 Ercole Cipolla : Drive Through at 6° giro

Not Classified

	87	NicholasComito Viola			DNS			Melatini Racing	
	58	Luigi Luzio			Retired			Team Rambo	
	64	Massimiliano Ciocca	3:35.006		Retired			Racing 64	159,9

Start Time : 25/10 - 15:34:08

Weather : Slightly cloudy Air : 15°C Track : Secco

Leaders : N°99 Davide Nardilli (1-12) / N°15 Alessio A. Caiola (13-14)

Best Lap : N°44 Felice Jelmini 1:29.037 109,24 Kph

Event Record : N°87 NicholasComito Viola 1:28.175 110,31 Kph

Peroni Race Adria (ITA) 23-25/10/2015

Race Director : Fabrizio Fondacci

Page 1 / 1

Apex Timing

PIRELLI**GRUPPO Peroni**

R A C E

PIRELLI

RS CUP

RS CUP

**Race 2 (R2)
Lap Chart**

For information purposes. No official / regulatory value


	1	2	3	4	5	6	7	8	9	10	11	12	13	14
Grid	99	15	1	8	21	44	5	38	16	67	64	25	58	87
Start														
Lap 1 Interval	99	15 0.4	1 0.4	44 0.3	8 0.4	21 0.7	38 0.6	5 1.3	16 0.2	25 0.4	67 1.1	64 0.5		
Lap 2	99	15 0.2	1 0.5	8 1.3	21 0.9	38 0.7	5 1.7	16 0.6	25 0.5	67 9.0	64 17.9	44 2:25		
Lap 3	99	15 0.3	1 0.4	8 0.3	21 0.7	38 0.5	5 1.8	16 1.1	25 0.5	67 10.1	44 2:41			
Lap 4	99	15 0.4	1 0.6	8 0.3	21 0.8	38 0.5	5 1.8	16 1.0	25 0.8	67 11.4	44 2:54			
Lap 5	99	15 0.3	1 0.5	8 0.6	21 0.6	38 1.4	5 1.5	16 1.3	25 0.7	67 12.1	44 2:52			
Lap 6	99	15 0.3	1 0.6	8 0.6	21 0.5	38 2.0	5 1.5	16 1.6	25 0.8	67 12.4	44 2:50			
Lap 7	99	15 0.4	1 0.4	8 0.6	21 0.9	38 2.5	5 1.1	16 2.2	25 0.4	67 27.2	44 2:34			
Lap 8	99	15 0.5	1 0.4	8 0.6	21 0.7	38 3.1	5 1.2	16 2.6	25 0.6	67 27.9	44 2:32			
Lap 9	99	15 0.2	1 0.4	8 0.6	21 0.7	38 3.7	5 1.1	16 2.9	25 0.6	67 28.8	44 2:31			
Lap 10	99	15 0.3	1 0.4	8 0.4	21 0.7	38 4.5	5 1.3	16 2.7	25 0.7	67 29.9	44 2:30			
Lap 11	99	15 0.4	1 0.5	8 0.7	21 0.4	38 4.9	5 1.3	16 2.7	25 1.2	67 30.7	44 2:30			
Lap 12	99	15 0.1	1 0.5	8 0.7	21 0.6	38 5.2	5 1.1	16 4.0	25 0.3	67 31.7	44 2:29			
Lap 13	15	99 0.9	1 0.4	8 0.5	21 0.4	38 4.9	5 1.1	16 6.0	25 1.3	67 29.9				
Lap 14	15	99 1.8	1 0.3	8 0.7	21 0.2	38 5.1	5 0.6	16 6.8	25 5.0	67 27.0				



GRUPPO Peroni

RACE





RS CUP

Race 2 (R2) Analysis

For information purposes. No official / regulatory value

Laps	Sector 1	Sector 2	Sector 3	Lap Time
N°1 Giacomo Trebbi				
1		25.752	28.037	
2	36.803	25.409	27.744	1:29.956
3	37.039	26.724	28.090	1:31.853
4	37.060	25.531	27.674	1:30.265
5	36.598	25.198	27.581	1:29.377
6	36.725	25.361	27.590	1:29.676
7	36.600	25.253	27.525	1:29.378
8	36.669	25.165	27.658	1:29.492
9	36.571	25.259	27.577	1:29.407
10	36.581	25.458	27.697	1:29.736
11	36.745	25.264	27.687	1:29.696
12	36.771	25.171	27.680	1:29.622
13	36.828	26.077	27.763	1:30.668
14	36.724	25.360	27.832	1:29.916

Laps	Sector 1	Sector 2	Sector 3	Lap Time
N°5 Andrea Mosca				
1		26.641	28.383	
2	37.278	26.010	27.947	1:31.235
3	36.859	26.016	27.821	1:30.696
4	36.725	25.712	27.850	1:30.287
5	36.620	25.680	27.812	1:30.112
6	36.687	25.509	27.965	1:30.161
7	36.687	25.375	27.779	1:29.841
8	36.684	25.545	27.826	1:30.055
9	36.639	25.503	27.778	1:29.920
10	36.837	25.567	28.089	1:30.493
11	36.851	25.482	27.791	1:30.124
12	36.691	25.320	27.848	1:29.859
13	36.711	25.380	27.817	1:29.908
14	36.678	25.239	27.845	1:29.762

Laps	Sector 1	Sector 2	Sector 3	Lap Time
N°8 Matteo Poloni				
1		26.050	27.986	
2	36.970	26.044	27.595	1:30.609
3	36.847	26.059	27.890	1:30.796
4	37.150	25.567	27.584	1:30.301
5	36.720	25.311	27.647	1:29.678
6	36.710	25.395	27.597	1:29.702
7	36.826	25.163	27.385	1:29.374
8	36.721	25.166	27.550	1:29.437
9	36.597	25.237	27.598	1:29.432
10	36.549	25.320	27.667	1:29.536

Laps	Sector 1	Sector 2	Sector 3	Lap Time
11	36.873	25.399	27.685	1:29.957
12	36.694	25.330	27.629	1:29.653
13	36.753	25.922	27.809	1:30.484
14	36.983	25.220	27.892	1:30.095

Laps	Sector 1	Sector 2	Sector 3	Lap Time
N°15 Alessio A. Caiola				
1		25.907	27.739	
2	36.556	25.713	27.507	1:29.776
3	37.604	26.633	27.729	1:31.966
4	37.326	25.363	27.388	1:30.077
5	36.606	25.260	27.633	1:29.499
6	36.755	25.278	27.584	1:29.617
7	36.761			1:29.497
8	36.528	25.402	27.550	1:29.480
9	36.535			1:29.418
10	36.816	25.344	27.571	1:29.731
11	36.855			1:29.626
12	36.673	25.321	27.605	1:29.599
13	37.228			1:29.837
14	36.614			1:29.130

Laps	Sector 1	Sector 2	Sector 3	Lap Time
N°16 Massimo Billo				
1		26.600	28.352	
2	37.408	26.067	28.104	1:31.579
3	36.937	26.055	28.205	1:31.197
4	36.686	25.351	28.162	1:30.199
5	36.757	25.671	28.033	1:30.461
6	36.751	25.295	28.369	1:30.415
7	36.726	25.428	28.284	1:30.438
8	37.151	25.532	27.806	1:30.489
9	36.806	25.604	27.810	1:30.220
10	36.894	25.419	27.948	1:30.261
11	36.976	25.275	27.908	1:30.159
12	37.169	25.947	27.968	1:31.084
13	37.715	26.251	28.018	1:31.984
14	36.996	25.524	28.061	1:30.581

Laps	Sector 1	Sector 2	Sector 3	Lap Time
N°21 Giuseppe Montalbano				
1		25.744	28.269	
2	36.806	26.035	27.976	1:30.817
3	36.852			1:30.668
4	36.952			1:30.327
5	36.648			1:29.481
6	36.737			1:29.612

Laps	Sector 1	Sector 2	Sector 3	Lap Time
7	36.625			1:29.757
8	36.517			1:29.293
9	36.504			1:29.417
10	36.446			1:29.518
11	36.734			1:29.727
12	36.641			1:29.849
13	36.576			1:30.194
14	36.941			1:29.988

Laps	Sector 1	Sector 2	Sector 3	Lap Time
N°25 Fabrizio Tablò				
1		26.738	28.364	
2	37.207	26.145	28.313	1:31.665
3	37.147	26.020	28.008	1:31.175
4	36.934	25.660	27.909	1:30.503
5	37.003	25.505	27.849	1:30.357
6	36.854	25.899	27.776	1:30.529
7	36.742	25.463	27.838	1:30.043
8	37.207	25.683	27.757	1:30.647
9	36.992	25.580	27.665	1:30.237
10	37.079	25.438	27.840	1:30.357
11	37.529	25.375	27.744	1:30.648
12	37.070	25.375	27.736	1:30.181
13	38.037	26.161	28.855	1:33.053
14	38.683	26.728	28.862	1:34.273

Laps	Sector 1	Sector 2	Sector 3	Lap Time
N°38 Alessio Alcidi				
1		25.780	28.136	
2	36.977	25.914	27.990	1:30.881
3	36.750	25.949	27.834	1:30.533
4	37.057	25.629	27.650	1:30.336
5	36.761	25.382	28.224	1:30.367
6	36.750	25.778	27.696	1:30.224
7	36.698	25.578	27.937	1:30.213
8	36.814	25.374	27.744	1:29.932
9	36.727	25.546	27.732	1:30.005
10	37.151	25.383	27.751	1:30.285
11	37.055	25.331	27.743	1:30.129
12	36.862	25.382	27.867	1:30.111
13	36.784	25.311	27.799	1:29.894
14	36.831	25.532	27.845	1:30.208

Laps	Sector 1	Sector 2	Sector 3	Lap Time
N°44 Felice Jelmini				
1		25.526	27.936	
2	36.906	3:21.243	29.792	4:27.941



Laps	Sector 1	Sector 2	Sector 3	Lap Time	Laps	Sector 1	Sector 2	Sector 3	Lap Time
3	37.151	25.469	27.545	1:30.165	13	37.593			1:31.007
4	36.715	39.060	28.982	1:44.757	14	36.753			1:29.994
5	36.634	25.057	27.506	1:29.197					
6	36.706	24.967	27.605	1:29.278					
7	36.693	24.774	27.570	1:29.037					
8	36.442	25.014	27.787	1:29.243					
9	36.679	24.906	27.949	1:29.534					
10	37.087	25.077	28.198	1:30.362					
11	38.093	25.769	27.956	1:31.818					
12	36.647	24.966	28.237	1:29.850					

N°64 Massimiliano Ciocca


1		27.054	28.785	
2 IN	37.543			1:56.912

N°67 Ercole Cipolla

1				
2	37.702			1:39.585
3	37.972			1:32.248
4	37.854			1:31.797
5	37.458			1:31.047
6 IN	37.526			1:30.894
7	50.920			1:44.844
8	37.293			1:31.336
9	37.254			1:31.100
10	37.512			1:31.441
11	37.377	25.782	28.322	1:31.481
12	37.444			1:31.206
13	37.516			1:31.257
14	37.359			1:31.376

N°99 Davide Nardilli

1		25.791	27.783	
2	36.778	25.668	27.531	1:29.977
3	37.890			1:31.917
4	37.146			1:29.984
5	36.547	25.469	27.564	1:29.580
6	36.524			1:29.631
7	36.689	25.378	27.318	1:29.385
8	36.624			1:29.405
9	36.671			1:29.664
10	36.718			1:29.704
11	36.798			1:29.474
12	36.762	25.257	27.842	1:29.861

**RS CUP****Race 2 (R2)
Starting Grid****Document 5**

Subject to scrutineering & sporting investigations

58	Luigi Luzio Team Rambo	1:29.829 -	7	87	NicholasComito Viola Melatini Racing	1:28.175 1:28.445
64	Massimiliano Ciocca Racing 64	1:30.731 -	6	25	Fabrizio Tablò Faro R. by Monolite	1:29.181 -
16	Massimo Billo ZRS	1:29.930 -	5	67	Ercole Cipolla Sirio Motorspost	1:30.803 -
5	Andrea Mosca Faro R. by Monolite	1:28.882 -	4	38	Alessio Alcidi Team Rambo	1:29.110 -
21	Giuseppe Montalbano Autostar	1:28.598 -	3	44	Felice Jelmini Sport Life Classic 2	1:28.759 -
1	Giacomo Trebbi 4x4 Explorer	1:28.547 1:28.699	2	8	Matteo Poloni Gearworks	1:28.482 1:28.948
99	Davide Nardilli Melatini Racing	1:28.417 1:28.642	1	15	Alessio A. Caiola Sirio Motorsport	1:28.342 1:28.954

POLE POSITION



Start : 25/10 - 15:15 Duration : 20:00

Peroni Race Adria (ITA) 23-25/10/2015


Race Director : Fabrizio Fondacci

Page 1 / 1

Apex Timing

GRUPPO **Peroni**

R A C E

**RS CUP****Race 1 (R1)
Results****Document 4**

Subject to scrutineering & sporting investigations

Rnk	N°	Pilota A	Time	Laps	Gap	Interv.	Best Lap	Team	Spd
1	▲ ¹	99	Davide Nardilli	20:24.464	12			1:29.260 Melatini Racing	161,4
2	▲ ³	15	Alessio A. Caiola	20:24.794	12	0.330	0.330	1:28.851 Sirio Motorsport	163,6
3	=	1	Giacomo Trebbi	20:25.180	12	0.716	0.386	1:29.570 4x4 Explorer	161,1
4	=	8	Matteo Poloni	20:26.164	12	1.700	0.984	1:29.411 Gearworks	160,4
5	▲ ¹	21	Giuseppe Montalbano	20:26.632	12	2.168	0.468	1:29.405 Autostar	160,7
6	▲ ¹	44	Felice Jelmini	20:27.095	12	2.631	0.463	1:29.602 Sport Life Classic 2	161,1
7	▲ ¹	5	Andrea Mosca	20:28.666	12	4.202	1.571	1:29.960 Faro R. by Monolite	162,1
8	▲ ¹	38	Alessio Alcidi	20:29.167	12	4.703	0.501	1:30.121 Team Rambo	162,6
9	▲ ³	16	Massimo Billo	20:30.559	12	6.095	1.392	1:30.470 ZRS	161,9
10	▲ ⁴	67	Ercole Cipolla	20:31.752	12	7.288	1.193	1:30.972 Sirio Motorsport	158,8
11	▲ ²	64	Massimiliano Ciocca	20:32.848	12	8.384	1.096	1:30.925 Racing 64	160,9
Not Classified									
		25	Fabrizio Tablò	9:08.815		Retired		1:30.012 Faro R. by Monolite	161,4
		58	Luigi Luzio	4:40.207		Retired		1:30.842 Team Rambo	160,2
		87	NicholasComito Viola	9:01.121		Retired		1:29.178 Melatini Racing	162,1

Leaders : N°99 Davide Nardilli (1-12)

Start Time : 24/10 - 17:41:42

Best Lap : N°15 Alessio A. Caiola 1:28.851 109,47 Kph

Weather : Sunny Air : 17°C Track : Secco

Event Record : N°87 NicholasComito Viola 1:28.175 110,31 Kph

Peroni Race Adria (ITA) 23-25/10/2015

Page 1 / 1

Race Director : Fabrizio Fondacci

Apex Timing



GRUPPO Peroni

R A C E

RS CUP

RS CUP

Race 1 (R1) Lap Chart

For information purposes. No official / regulatory value


	1	2	3	4	5	6	7	8	9	10	11	12	13	14
Grid	87	99	1	8	15	21	44	5	38	25	58	16	64	67
Start														
Lap 1 Interval	99	87 0.3	1 0.4	8 0.3	15 0.6	21 0.4	44 0.6	5 0.8	25 0.7	38 0.7	16 0.3	58 0.8	67 0.7	64 0.5
Lap 2	99	87 0.2	1 0.5	8 0.5	15 0.3	21 0.8	44 0.6	5 1.8	25 0.3	38 0.4	16 0.6	58 1.1	67 1.9	64 0.7
Lap 3	99	87 0.3	1 0.7	8 0.2	15 0.4	21 0.9	44 0.6	5 2.3	25 0.3	38 0.3	16 0.7	58 1.8	67 2.2	64 0.9
Lap 4	99	87 0.2	1 1.1	15 0.1	8 0.6	21 0.9	44 0.9	5 2.8	25 0.3	38 0.2	16 1.0	67 4.2	64 1.6	
Lap 5	99	87 0.3	15 0.7	1 0.5	8 1.2	21 0.3	44 1.9	5 2.7	38 0.6	25 0.4	16 1.0	67 5.3	64 1.3	
Lap 6	99	15 0.4	87 1.2	1 0.3	8 0.6	21 0.5	44 1.8	5 3.0	38 0.8	25 0.3	16 1.6	67 6.4	64 0.5	
Lap 7	99	15 0.7	1 1.8	8 0.6	21 0.5	44 0.5	5 2.7	38 0.4	16 1.3	67 3.9	64 7.8			
Lap 8	99	15 1.0	1 1.4	8 0.5	21 0.8	44 0.7	5 1.4	38 0.7	16 1.2	67 0.9	64 0.7			
Lap 9	99	15 0.9	1 0.6	8 0.8	21 0.7	44 0.6	5 0.9	38 1.0	16 0.6	67 0.8	64 0.7			
Lap 10	99	15 0.8	1 0.6	8 1.1	21 1.0	44 0.4	5 1.0	38 0.5	16 1.0	67 0.8	64 0.7			
Lap 11	99	15 0.5	1 0.5	8 0.8	21 0.6	44 0.5	5 0.8	38 0.4	16 1.1	67 0.9	64 0.4			
Lap 12	99	15 0.3	1 0.3	8 0.9	21 0.4	44 0.4	5 1.5	38 0.5	16 1.3	67 1.1	64 1.0			



GRUPPO Peroni

RACE





RS CUP

Race 1 (R1) Analysis

For information purposes. No official / regulatory value

Laps	Sector 1	Sector 2	Sector 3	Lap Time
N°1 Giacomo Trebbi				
1	1:17.133	26.169	27.776	2:11.078
2	37.041	25.092	27.550	1:29.683
3	36.939	25.222	28.050	1:30.211
4	36.849	25.206	27.515	1:29.570
5	37.004	25.144	27.444	1:29.592
6	36.776	25.449	27.761	1:29.986
7	36.585	25.534	36.230	1:38.349
8	58.056	37.916	38.138	2:14.110
9	55.232	34.439	37.025	2:06.696
10	50.243	33.416	37.166	2:00.825
11	51.789	33.431	28.511	1:53.731
12	36.645	25.552	27.781	1:29.978

Laps	Sector 1	Sector 2	Sector 3	Lap Time
N°5 Andrea Mosca				
1	1:11.176	26.252	28.380	2:05.808
2	37.032	25.927	28.016	1:30.975
3	37.055	25.667	27.926	1:30.648
4	36.815	25.674	28.014	1:30.503
5	36.646	25.617	27.926	1:30.189
6	36.630	25.564	27.766	1:29.960
7	36.694	25.327	34.682	1:36.703
8	56.602	38.024	38.430	2:13.056
9	57.339	32.252	36.791	2:06.382
10	50.119	33.239	38.038	2:01.396
11	51.249	32.555	29.008	1:52.812
12	36.994	25.816	27.858	1:30.668

Laps	Sector 1	Sector 2	Sector 3	Lap Time
N°8 Matteo Poloni				
1	1:16.202	26.125	27.910	2:10.237
2	37.095	25.133	27.665	1:29.893
3	36.926	25.062	27.946	1:29.934
4	37.250	25.429	27.426	1:30.105
5	36.607	25.756	27.657	1:30.020
6	36.597	25.085	27.729	1:29.411
7	36.753	25.308	36.292	1:38.353
8	57.959	38.124	37.877	2:13.960
9	55.564	34.306	37.166	2:07.036
10	50.047	33.605	37.480	2:01.132
11	51.058	33.571	28.776	1:53.405
12	37.006	25.362	27.763	1:30.131

Laps	Sector 1	Sector 2	Sector 3	Lap Time
N°15 Alessio A. Caiola				
1	1:15.235			2:09.747
2	36.924			1:29.587
3	37.056	25.302	27.715	1:30.073
4	36.616	25.132	27.241	1:28.989
5	36.479			1:28.851
6	36.576			1:28.927
7	36.611	26.669	34.831	1:38.111
8	58.977	36.349	39.169	2:14.495
9	55.812			2:07.468
10	50.183			2:00.877
11	51.643			1:53.860
12	36.947	25.555	27.608	1:30.110

Laps	Sector 1	Sector 2	Sector 3	Lap Time
N°16 Massimo Billo				
1	1:05.440	26.812	28.627	2:00.879
2	37.209	25.534	27.727	1:30.470
3	37.129	25.654	27.820	1:30.603
4	37.016	25.892	27.859	1:30.767
5	36.980	25.761	27.973	1:30.714
6	37.141	25.530	27.971	1:30.642
7	37.092	26.266	32.314	1:35.672
8	57.272	37.010	38.943	2:13.225
9	57.417	32.789	35.907	2:06.113
10	50.428	32.897	38.025	2:01.350
11	50.693	32.488	29.536	1:52.717
12	37.150	25.736	28.093	1:30.979

Laps	Sector 1	Sector 2	Sector 3	Lap Time
N°21 Giuseppe Montalbano				
1	1:15.017	25.845	28.306	2:09.168
2	36.821			1:29.980
3	36.717			1:30.166
4	36.869			1:29.608
5	36.395			1:29.405
6	36.638			1:29.636
7	36.755			1:38.290
8	58.362			2:14.280
9	56.028			2:06.993
10	49.960	33.582	37.849	2:01.391
11	50.858			1:52.990
12	36.848			1:29.975

Laps	Sector 1	Sector 2	Sector 3	Lap Time
N°25 Fabrizio Tablò				
1	1:07.016	27.424	27.924	2:02.364
2	36.839	25.679	28.044	1:30.562
3	37.008	25.677	27.911	1:30.596
4	36.782	25.661	28.083	1:30.526
5	36.878	26.222	27.860	1:30.960
6	36.697	25.468	27.847	1:30.012

Laps	Sector 1	Sector 2	Sector 3	Lap Time
N°38 Alessio Alcidi				
1	1:09.181	27.213	28.496	2:04.890
2	36.762	25.535	27.892	1:30.189
3	36.990	25.504	28.016	1:30.510
4	36.891	25.646	27.931	1:30.468
5	37.036	25.518	27.688	1:30.242
6	36.752	25.541	27.828	1:30.121
7	36.747	26.140	33.437	1:36.324
8	56.924	37.782	38.636	2:13.342
9	57.331	32.869	36.527	2:06.727
10	49.531	33.213	38.167	2:00.911
11	51.067	32.582	29.018	1:52.667
12	37.043	25.640	28.037	1:30.720

Laps	Sector 1	Sector 2	Sector 3	Lap Time
N°44 Felice Jelmini				
1	1:14.154	25.884	28.550	2:08.588
2	36.857	25.376	27.732	1:29.965
3	36.886	25.324	27.956	1:30.166
4	36.755	25.187	27.998	1:29.940
5	36.859	25.473	28.037	1:30.369
6	36.604	24.981	28.017	1:29.602
7	36.874	25.487	34.617	1:36.978
8	58.332	37.991	38.119	2:14.442
9	56.613	33.651	36.608	2:06.872
10	49.948	33.555	37.782	2:01.285
11	50.867	33.283	28.846	1:52.996
12	36.849	25.290	27.799	1:29.938

Laps	Sector 1	Sector 2	Sector 3	Lap Time
N°58 Luigi Luzio				
1	1:06.615	27.465	29.031	2:03.111
2	37.072	25.663	28.107	1:30.842
3	37.275	25.857	28.112	1:31.244

Laps	Sector 1	Sector 2	Sector 3	Lap Time
N°64 Massimiliano Ciocca				
1	1:04.525	27.220	29.372	2:01.117
2	37.650			1:32.276



Laps	Sector 1	Sector 2	Sector 3	Lap Time	Laps	Sector 1	Sector 2	Sector 3	Lap Time
3	37.274			1:31.717	11	51.374	34.470	28.294	1:54.138
4	37.489			1:31.619	12	37.119			1:30.365
5	37.340			1:31.498					
6	36.966			1:30.925					
7	40.316	30.485	29.683	1:40.484					
8	47.390			2:03.124					
9	57.784			2:05.964					
10	51.063			2:01.408					
11	50.495			1:52.492					
12	38.148	25.681	28.070	1:31.899					

N°67 Ercole Cipolla

1	1:01.652			1:58.105
2	37.610			1:32.056
3	37.666			1:31.505
4	37.447			1:30.972
5	37.722			1:31.792
6	37.697			1:31.754
7	38.349			1:33.131
8	54.275			2:10.252
9	57.757	32.632	35.586	2:05.975
10	50.360			2:01.398
11	50.477			1:52.777
12	37.306			1:31.262

N°87 NicholasComito Viola

1	1:21.145			2:14.946
2	36.775			1:29.573
3	36.751			1:29.967
4	36.498	25.135	27.545	1:29.178
5				1:29.424
6	37.900			1:30.946

N°99 Davide Nardilli

1	1:17.792			2:11.434
2	36.768			1:29.730
3	36.666			1:29.818
4	36.432			1:29.260
5	36.567			1:29.396
6	36.822			1:29.608
7	36.599			1:37.765
8	59.117			2:14.229
9	56.117			2:07.561
10	49.945			2:00.935

RS CUP

RS CUP

Race 1 (R1) Starting Grid

Subject to scrutineering & sporting investigations

64	Massimiliano Ciocca Racing 64	1:30.731 -	7	67	Ercole Cipolla Sirio Motorsport	1:30.803 -
58	Luigi Luzio Team Rambo	1:29.829 -	6	16	Massimo Billo ZRS	1:29.930 -
38	Alessio Alcidi Team Rambo	1:29.110 -	5	25	Fabrizio Tablò Faro R. by Monolite	1:29.181 -
44	Felice Jelmini Sport Life Classic 2	1:28.759 -	4	5	Andrea Mosca Faro R. by Monolite	1:28.882 -
15	Alessio A. Caiola Sirio Motorsport	1:28.342 1:28.954	3	21	Giuseppe Montalbano Autostar	1:28.598 -
1	Giacomo Trebbi 4x4 Explorer	1:28.547 1:28.699	2	8	Matteo Poloni Gearworks	1:28.482 1:28.948
87	NicholasComito Viola Melatini Racing	1:28.175 1:28.445	1	99	Davide Nardilli Melatini Racing	1:28.417 1:28.642

POLE POSITION



Start : 24/10 - 17:40 Duration : 20:00

Peroni Race Adria (ITA) 23-25/10/2015

Race Director : Fabrizio Fondacci

Page 1 / 1

Apex Timing


PIRELLI



GRUPPO **Peroni**

RACE

PIRELLI

**RS CUP****Superpole
Results****Document 2**

Subject to scrutineering & sporting investigations

Rnk	N°	Driver	Sector 1	Sector 2	Sector 3	Time	Gap	Laps
1	87	NicholasComito Viola	36.418			1:28.445		1
2	99	Davide Nardilli	36.427			1:28.642	0.197	2
3	1	Giacomo Trebbi	36.502	24.929	27.268	1:28.699	0.254	2
4	8	Matteo Poloni				1:28.948	0.503	2
5	15	Alessio A. Caiola	36.471			1:28.954	0.509	1

Start Time : 24/10 - 12:26:26

Weather : Sunny Air : 17°C Track : Secco

Best Lap : N°87 NicholasComito Viola 1:28.445 109,98 Kph

Event Record : N°87 NicholasComito Viola 1:28.175 110,31 Kph

Peroni Race Adria (ITA) 23-25/10/2015

Race Director : Fabrizio Fondacci


Page 1 / 1

Apex Timing



GRUPPO Peroni

R A C E




RS CUP

Superpole Best Sectors Analysis

For information purposes. No official / regulatory value

S1			S2			S3			Ideal Lap Times					
Rnk	N°	Time	Rnk	N°	Time	Rnk	N°	Time	Rnk	N°	Driver	Ideal Lap	Best Lap	Diff.
1	87	36.418	1	1	24.929	1	1	27.268	1	1	Giacomo Trebbi	1:28.699	1:28.699	
2	99	36.427												
3	15	36.471												
4	1	36.502												



**RS CUP****Superpole
Analysis**

For information purposes. No official / regulatory value

Laps Sector 1 Sector 2 Sector 3 Lap Time

N°1 Giacomo Trebbi

1	36.502	24.929	27.268	1:28.699
2 IN	37.885	25.473	32.925	1:36.283

N°8 Matteo Poloni

1				1:28.948
2 IN				1:31.018

N°15 Alessio A. Caiola

1	36.471			1:28.954
---	---------------	--	--	-----------------

N°87 NicholasComito Viola


1	36.418			1:28.445
---	---------------	--	--	-----------------

N°99 Davide Nardilli

1	36.427			1:28.642
2 IN	41.070			1:41.039

GRUPPO **Peroni**

R A C E

**RS CUP****Prove di qualificazione (QP1)
Results****Document 1**

Subject to scrutineering & sporting investigations

Rnk	N°	Driver	Sector 1	Sector 2	Sector 3	Time	Gap	Laps
1	87	NicholasComito Viola	36.240			1:28.175		11
2	15	Alessio A. Caiola	36.358			1:28.342	0.167	9
3	99	Davide Nardilli	36.381	24.769	27.267	1:28.417	0.242	8
4	8	Matteo Poloni				1:28.482	0.307	12
5	1	Giacomo Trebbi	36.382	24.809	27.356	1:28.547	0.372	12
Non accedono alla Superpole								
6	21	Giuseppe Montalbano	36.442	24.973	27.183	1:28.598	0.423	13
7	44	Felice Jelmini	36.482	24.692	27.585	1:28.759	0.584	16
8	5	Andrea Mosca	36.497			1:28.882	0.707	14
9	38	Alessio Alcidi	36.563			1:29.110	0.935	14
10	25	Fabrizio Tablò				1:29.181	1.006	14
11	58	Luigi Luzio	36.968			1:29.829	1.654	13
12	16	Massimo Billo				1:29.930	1.755	11
13	64	Massimiliano Ciocca	36.858			1:30.731	2.556	14
14	67	Ercole Cipolla	37.404	25.245	28.154	1:30.803	2.628	14

Start Time : 24/10 - 11:55:50

Best Lap : N°87 NicholasComito Viola 1:28.175 110,31 Kph

Weather : Sunny Air : 17°C Track : Secco


Peroni Race Adria (ITA) 23-25/10/2015

Race Director : Fabrizio Fondacci

Page 1 / 1

Apex Timing

GRUPPO **Peroni**
R A C E



RS CUP

Prove di qualificazione (QP1)

Best Sectors Analysis


For information purposes. No official / regulatory value

S1			S2			S3			Ideal Lap Times					
Rnk	N°	Time	Rnk	N°	Time	Rnk	N°	Time	Rnk	N°	Driver	Ideal Lap	Best Lap	Diff.
1	87	36.240	1	44	24.692	1	21	27.183	1	99	Davide Nardilli	1:28.383	1:28.417	0.034
2	15	36.264	2	99	24.769	2	87	27.212	2	1	Giacomo Trebbi	1:28.411	1:28.547	0.136
3	5	36.323	3	1	24.809	3	1	27.220	3	21	Giuseppe Montalbano	1:28.504	1:28.598	0.094
4	99	36.347	4	21	24.973	4	99	27.267	4	87	NicholasComito Viola	1:28.519	1:28.175	
5	21	36.348	5	87	25.067	5	44	27.459	5	44	Felice Jelmini	1:28.633	1:28.759	0.126
6	1	36.382	6	67	25.245	6	58	27.893	6	58	Luigi Luzio	1:30.146	1:29.829	
7	44	36.482	7	58	25.285	7	67	28.154	7	67	Ercole Cipolla	1:30.520	1:30.803	0.283
8	8	36.561	8	64	25.660	8	64	28.287	8	64	Massimiliano Ciocca	1:30.767	1:30.731	
9	38	36.563	9	38	27.450	9	38	28.615	9	38	Alessio Alcidi	1:32.628	1:29.110	
10	64	36.820												
11	58	36.968												
12	67	37.121												



GRUPPO **Peroni**

RACE



RS CUP


Prove di qualificazione (QP1)

Analysis

For information purposes. No official / regulatory value

Laps	Sector 1	Sector 2	Sector 3	Lap Time	Laps	Sector 1	Sector 2	Sector 3	Lap Time	Laps	Sector 1	Sector 2	Sector 3	Lap Time					
N°1 Giacomo Trebbi																			
1	38.501	25.758	28.188	1:32.447	1	37.854			1:31.926	5				4:29.559					
2	37.237	25.786	27.506	1:30.529	2	36.834	25.305	27.409	4:29.545	6				1:39.524					
3	36.677	25.012	27.481	1:29.170	3	36.384			4:28.603	7				4:29.955					
4	37.034	24.844	27.220	1:29.098	4	36.505			1:28.604	8 IN				1:36.626					
5 IN	36.754	24.813	29.983	4:31.547	5 IN	36.286			1:30.053	9				3:17.181					
6 IN	1:23.252	25.640	27.429	2:16.321	6	2:35.728	25.038	27.458	3:28.224	10				1:35.452					
7	2:09.567	25.760	28.229	3:03.556	7	36.358			1:28.342	11				1:34.081					
8 IN	39.261	26.149	27.800	1:33.210	8	36.264			1:28.463	12				1:29.181					
9 IN	2:09.078	27.668	29.377	3:06.123	9 IN	38.462			1:35.757	13				1:29.264					
10	2:29.459	25.089	27.369	3:21.917											14			1:29.249	
11	36.382	24.809	27.356	1:28.547															
12	36.529	24.940	27.428	1:28.897															
N°5 Andrea Mosca																			
1	40.510			1:38.134															
2	37.174			1:30.512															
3	36.569			1:29.657															
4	36.562			4:29.434															
5	36.572			1:29.509															
6 IN				1:33.645															
7	2:24.848			3:22.987															
8	36.782			4:29.467															
9	36.497			1:28.882															
10	36.323			1:28.942															
11	36.455			1:28.941															
12				4:29.440															
13	36.746			1:29.200															
14	36.450			1:29.330															
N°8 Matteo Poloni																			
1				1:42.617															
2				1:32.167															
3				4:29.049															
4				4:28.602															
5				1:28.482															
6				1:34.733															
7				4:28.445															
8 IN				1:33.906															
9				4:43.258															
10				1:29.080															
11				1:29.112															
12 IN	36.561			1:33.818															
N°15 Alessio A. Caiola																			
1	37.854			1:31.926															
2	36.834	25.305	27.409	4:29.545															
3	36.384			4:28.603															
4	36.505			1:28.604															
5 IN	36.286			1:30.053															
6	2:35.728	25.038	27.458	3:28.224															
7	36.358			1:28.342															
8	36.264			1:28.463															
9 IN	38.462			1:35.757															
N°16 Massimo Billo																			
1				4:30.972															
2				1:30.074															
3				1:29.930															
4				6:43.642															
5				4:30.025															
6				1:29.945															
7				4:29.792															
8				2:01.179															
9				4:30.438															
10				1:30.994															
11				1:31.226															
N°21 Giuseppe Montalbano																			
1	37.128			1:29.929															
2	36.535			4:29.409															
3	36.446			4:28.596															
4	36.348			1:29.027															
5 IN	36.892	25.803	27.642	1:30.337															
6	1:50.534			2:44.226															
7	36.669			1:29.178															
8	37.045			4:29.452															
9	36.488			4:29.037															
10 IN	36.467			1:28.484															
11	2:17.280			3:10.616															
12	36.442	24.973	27.183	1:28.598															
13	36.482			1:28.811															
N°25 Fabrizio Tablò																			
1				1:41.151															
2				1:32.116															
3				1:29.994															
4				1:29.414															
N°38 Alessio Alcidi																			
1	41.509			1:38.681															
2	38.079	27.702	29.108	1:34.889															
3	37.246			4:30.865															
4	37.883			4:30.859															
5	37.018			1:30.263															
6 IN	37.274			4:31.455															
7	3:11.997	27.450	28.615	4:08.062															
8	37.149			4:30.077															
9	36.822			4:29.523															
10	36.977			4:29.777															
11	36.880			4:29.295															
12	36.479			4:29.072															
13	36.563			1:29.110															
14	37.078	25.048	27.546	4:29.672															
N°44 Felice Jelmini																			
1	38.691	27.912	28.058	1:34.661															
2	37.171	25.620	27.725	1:30.516															
3	37.056	25.835	28.036	1:30.927															
4	37.111	25.062	27.730	1:29.903															
5	36.657	24.956	27.555	1:29.168															
6	36.662	24.867	27.599	1:29.128															
7	36.770	24.948	27.477	4:29.195															
8	36.728	25.252	27.547	1:29.527															
9	36.710	24.780	27.459	1:28.949															
10	36.547	25.392	27.830	4:29.769															
11	36.626	24.850	27.672	1:29.148															
12	36.559	24.816	27.642	1:29.017															
13	36.482	24.692	27.585	1:28.759															
14	36.551	24.861	28.061	1:29.473															
15	36.625	24.791	27.727	1:29.143															



**RS CUP****Prove di qualificazione (QP1)****Analysis**

For information purposes. No official / regulatory value

Laps	Sector 1	Sector 2	Sector 3	Lap Time
16	36.622	24.992	27.806	1:29.420

N°58 Luigi Luzio

1	45.405			1:47.473
2	51.094			1:47.403
3	37.329			1:32.012
4	37.039	25.347	27.957	1:30.343
5	36.974	51.502	34.048	2:02.524
6	37.136			1:30.641
7 IN	37.174			1:32.213
8	3:01.753			4:12.207
9	39.416			1:37.887
10	36.973	26.385	28.258	1:31.616
11	37.193			1:30.136
12	36.968			1:29.829
13	37.166	25.285	27.893	1:30.344

N°64 Massimiliano Ciocca

1	40.222			1:38.101
2	39.498			1:33.547
3	36.874	25.565	27.934	4:30.373
4	36.978			4:30.725
5	36.858			1:30.731
6 IN	36.949			1:34.983
7	2:22.412	27.290	28.356	3:18.058
8	37.189			1:30.880
9	36.820			1:31.228
10	37.012			1:30.754
11	37.251			1:30.882
12	36.976			1:31.005
13	36.861	25.660	28.413	1:30.934
14	36.958	25.680	28.287	1:30.925

N°67 Ercole Cipolla

1	38.493			1:33.197
2	37.465			1:32.241
3	37.411			1:31.210
4	37.287			4:30.835
5 IN	37.508			1:32.359
6	3:46.956			4:41.267
7	37.431			1:31.145
8	37.301			1:31.453
9	37.121			1:31.893
10	37.451			1:31.300

Laps	Sector 1	Sector 2	Sector 3	Lap Time
11	37.407			1:30.892

12	37.404	25.245	28.154	1:30.803
13	37.320			1:31.043
14	37.605			1:31.095

N°87 NicholasComito Viola

1	41.464			1:35.248
2	36.504	25.067	27.212	1:28.783
3	36.424			1:28.743
4	36.313			1:28.581
5	36.359			1:28.476
6	36.281			1:28.421
7 IN	39.846			1:33.814
8	6:09.422			7:06.951
9	37.393			1:31.493
10	36.240			1:28.175
11 IN	43.059			1:52.024


N°99 Davide Nardilli

1	40.902			1:34.500
2	36.599			1:29.681
3	36.347			1:28.906
4	36.381	24.769	27.267	1:28.417
5 IN	43.515			1:44.865
6	10:13.852	35.548	30.458	11:19.858
7	37.184			1:29.984
8 IN	41.888	34.247	34.801	1:50.936

PIRELLIGRUPPO **Peroni**

R A C E

PIRELLI

**RS CUP** Participants (14 Drivers)

Document 3

N°	Entrant	Pilota A	Pilota B	Team	Car
1	Giacomo Trebbi	Giacomo Trebbi		4x4 Explorer	Renault Clio RS
5	Andrea Mosca	Andrea Mosca		Faro R. by Monolite	Renault Clio RS
8	Matteo Poloni	Matteo Poloni		Gearworks	Renault Clio RS
15	Alessio A. Caiola	Alessio A. Caiola		Sirio Motorsport	Renault Clio RS
16	Massimo Billo	Massimo Billo		ZRS	Renault Clio RS
21	Roberto Libè	Giuseppe Montalbano		Autostar	Renault Clio RS
25	Fabrizio Tablò	Fabrizio Tablò		Faro R. by Monolite	Renault Clio RS
38	Alessio Alcidi	Alessio Alcidi		Team Rambo	Renault Clio RS
44	Felice Jelmini	Felice Jelmini		Sport Life Classic 2	Renault Clio RS
58	Luigi Luzio	Luigi Luzio		Team Rambo	Renault Clio RS
64	Massimiliano Ciocca	Massimiliano Ciocca		Racing 64	Renault Clio RS
67	Ercole Cipolla	Ercole Cipolla		Sirio Motorsport	Renault Clio RS
87	Simone Melatini	NicholasComito Viola		Melatini Racing	Renault Clio RS
99	Davide Nardilli	Davide Nardilli		Melatini Racing	Renault Clio RS

GRUPPO **Peroni**

R A C E