

Enzo e Dino Ferrari 4.909 m

Luigi Musso Historic Gran Prix

F.3 Historic Cup - Velocità Prove di Qualificazione 2° Turno

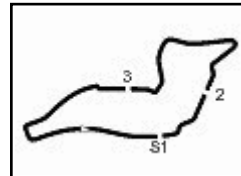
Miglior Giro:

1	6	LEONE Valerio	Rait RT3 VW	1'55.506
2	4	BENEDINI Emanuele	Rait RT3 A.R.	1'55.612
3	8	LAJOUX Frederic	Martini MK/34 Tovota	1'55.818
4	2	NOTARI Fabrice	Rait RT3 VW	1'56.454
5	12	GARZI Stefano	March 773 Tovota	1'58.150
6	9	GRASSO Anaela	Dallara 382	2'06.616
7	3	PERALE Aurelio	Rait RT3	2'07.919
8	27	DEL CONTE Carlo Maria	March 803 B Tovota	2'09.590

Velocità

1	8	LAJOUX Frederic	Martini MK/34 Tovota	224.0
2	4	BENEDINI Emanuele	Rait RT3 A.R.	221.2
3	6	LEONE Valerio	Rait RT3 VW	220.8
4	2	NOTARI Fabrice	Rait RT3 VW	218.5
5	12	GARZI Stefano	March 773 Tovota	216.8
6	3	PERALE Aurelio	Rait RT3	204.5
7	9	GRASSO Anaela	Dallara 382	199.6
8	27	DEL CONTE Carlo Maria	March 803 B Tovota	199.2

Tratto 1		Tratto 2		Tratto 3		Tratto 4		
1	8 LAJOUX F.	8.020	1	6 LEONE V.	16.524	1	8 LAJOUX F.	42.331
2	6 LEONE V.	8.065	2	4 BENEDINI E.	16.531	2	6 LEONE V.	42.762
3	4 BENEDINI E.	8.070	3	8 LAJOUX F.	16.571	3	4 BENEDINI E.	42.779
4	2 NOTARI F.	8.148	4	2 NOTARI F.	16.614	4	2 NOTARI F.	43.128
5	12 GARZI S.	8.212	5	12 GARZI S.	16.719	5	12 GARZI S.	43.376
6	9 GRASSO A.	8.353	6	9 GRASSO A.	18.064	6	3 PERALE A.	46.475
7	3 PERALE A.	8.434	7	3 PERALE A.	18.734	7	9 GRASSO A.	46.510
8	27 DEL CONTE C.	8.652	8	27 DEL CONTE C.	18.883	8	27 DEL CONTE C.	47.128



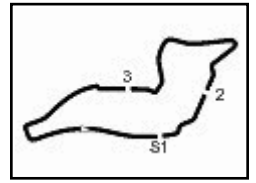
Enzo e Dino Ferrari 4.909 m

Luigi Musso Historic Gran Prix

F.3 Historic Cup - Ideal Time Prove di Qualificazione 1° Turno

Num.	Concorrente	Auto	Tratto 1	Tratto 2	Tratto 3	Tratto 4	Ideal Time	Tempo Ufficiale	Pos.	Diff.
1	8 LAJOUX F.	Martini MK/34 Toyota	8.100	16.786	47.934	43.123	1'55.943	1'56.048	1	0.105
2	6 LEONE V.	Ralt RT3 VW	8.303	16.680	48.026	43.131	1'56.140	1'56.452	2	0.312
3	2 NOTARI F.	Ralt RT3 VW	8.239	16.563	48.673	43.040	1'56.515	1'57.007	3	0.492
4	4 BENEDETTI E.	Ralt RT3 A.R.	8.233	16.551	49.205	43.348	1'57.337	1'57.626	4	0.289
5	12 GARZI S.	March 773 Toyota	8.323	16.911	49.245	43.790	1'58.269	1'58.296	5	0.027
6	3 PERALE A.	Ralt RT3	8.541	18.940	54.931	46.707	2'09.119	2'09.119	6	0.000
7	27 DEL CONTE C.	March 803 B Toyota	8.779	18.942	54.381	47.140	2'09.242	2'09.275	7	0.033
8	9 GRASSO A.	Dallara 382	8.745	19.666	56.533	48.786	2'13.730	2'14.303	8	0.573
Ideal Time Assoluto			8.100	16.551	47.934	43.040	1'55.625			





Luigi Musso Historic Gran Prix

F.3 Historic Cup - Analisi Tempi Prove di Qualificazione 1° Turno

Enzo e Dino Ferrari 4.909 m

2 NOTARI FABRICE

Giro	Tratto 1	Tratto 2	Tratto 3	Tratto 4	T. Giro	km/h	Local Time
1	21.761	20.634	54.039	47.714	2'24.148 P	138.3	8:40'34.318
2	8.368	17.419	49.797	43.620	1'59.204	215.1	8:44'57.670
3	8.297	16.997	48.673	43.040	1'57.007	209.7	8:46'54.677
4	8.239	16.563	49.355	43.179	1'57.336	218.1	8:48'52.013

3 PERALE AURELIO

Giro	Tratto 1	Tratto 2	Tratto 3	Tratto 4	T. Giro	km/h	Local Time
1	24.443	26.563	1'16.354	1'06.328	3'13.688 P	106.3	8:31'11.670
2	10.874	23.435	1'07.267	55.796	2'37.372	148.6	8:37'02.730
3	9.658	23.350	1'00.069	51.787	2'24.864	157.2	8:39'27.594
4	9.078	20.644	57.090	48.271	2'15.083	184.0	8:41'42.677
5	8.709	19.478	56.036	47.865	2'12.088	196.7	8:43'54.765
6	8.547	19.047	56.968	47.115	2'11.677	205.3	8:46'06.442
7	8.613	19.497	55.279	47.459	2'10.848	194.9	8:48'17.290
8	8.541	18.940	54.931	46.707	2'09.119	203.3	8:50'26.409

4 BENEDINI EMANUELE

Giro	Tratto 1	Tratto 2	Tratto 3	Tratto 4	T. Giro	km/h	Local Time
1	19.439	20.905	59.484	47.320	2'27.148 P	129.2	8:32'55.949
2	8.567	18.325	51.754	43.844	2'02.490	210.1	8:34'58.439
3	8.416	17.542	51.076	44.080	2'01.114	214.2	8:36'59.553
4	8.402	17.471	49.789	44.179	1'59.841	214.2	8:38'59.394
5	8.361	17.148	49.419	43.842	1'58.770	215.1	8:40'58.164
6	8.315	16.551	49.641	43.419	1'57.926	215.9	8:42'56.090
7	8.308	16.775	49.373	43.666	1'58.122	216.8	8:44'54.212
8	8.278	16.795	49.205	43.348	1'57.626	216.4	8:46'51.838
9	8.250	18.680	51.143	43.425	2'01.498	218.1	8:48'53.336
10	8.233	18.140	50.763	43.867	2'01.003	216.8	8:50'54.339

6 LEONE VALERIO

Giro	Tratto 1	Tratto 2	Tratto 3	Tratto 4	T. Giro	km/h	Local Time
1	25.357	27.086	1'10.167	51.015	2'53.625 P	102.3	8:36'43.371
2	9.256	19.638	53.205	46.152	2'08.251	163.7	8:41'45.247
3	8.377	17.611	53.506	44.968	2'04.462	213.8	8:43'49.709
4	8.398	17.257	49.438	43.713	1'58.806	213.0	8:45'48.515
5	8.334	16.680	48.307	43.131	1'56.452	214.6	8:47'44.967

8 LAJOUX FREDERIC

Giro	Tratto 1	Tratto 2	Tratto 3	Tratto 4	T. Giro	km/h	Local Time
1	24.934	24.229	57.796	48.874	2'35.833 P	119.9	8:31'44.514
2	8.502	19.389	50.847	44.272	2'03.010	184.0	8:36'23.357
3	8.242	17.075	48.842	43.907	1'58.066	217.7	8:38'21.423
4	8.235	16.879	48.662	43.545	1'57.321	216.8	8:40'18.744
5	8.226	16.855	48.327	43.123	1'56.531	218.1	8:42'15.275
6	8.161	16.786	48.592	43.420	1'56.959	220.3	8:44'12.234
7	8.106	16.858	47.934	43.150	1'56.048	218.5	8:46'08.282

9 GRASSO ANGELA

Giro	Tratto 1	Tratto 2	Tratto 3	Tratto 4	T. Giro	km/h	Local Time
1	10.430	27.901	1'07.612	55.640	2'20.672	155.2	8:34'50.746
2	8.745	21.875	59.266	49.101	2'20.672	155.2	8:37'11.418
3	8.834	20.640	56.831	1'06.204	2'32.509	178.5	8:42'01.073
4	9.254	19.688	57.038	48.946	2'14.926	168.0	8:44'15.999
5	8.792	19.666	56.533	49.312	2'14.303	177.1	8:46'30.302
6	8.905	20.030	58.737	49.489	2'17.161	177.1	8:48'47.463
7	8.819	19.793	57.381	49.145	2'15.138	175.9	8:51'02.601

12 GARZI STEFANO

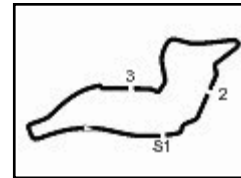
Giro	Tratto 1	Tratto 2	Tratto 3	Tratto 4	T. Giro	km/h	Local Time
1	18.044	22.442	1'01.602	50.243	2'32.331 P	130.5	8:31'09.921
2	8.784	19.530	53.098	46.075	2'07.487	184.0	8:35'49.739
3	8.507	17.771	50.653	44.769	2'01.700	210.5	8:37'51.439
4	8.415	17.284	50.137	44.346	2'00.182	211.7	8:39'51.621
5	8.372	17.342	51.936	45.865	2'03.515	213.0	8:41'55.136
6	8.371	17.255	50.186	44.728	2'00.540	213.4	8:43'55.676
7	8.323	18.545	53.795	45.019	2'05.682	215.1	8:46'01.358
8	8.525	17.510	50.020	44.188	2'00.243	198.9	8:48'01.601
9	8.350	16.911	49.245	43.790	1'58.296	213.4	8:49'59.897

27 DEL CONTE CARLO MARIA

Giro	Tratto 1	Tratto 2	Tratto 3	Tratto 4	T. Giro	km/h	Local Time
1	26.898	26.415	1'10.576	55.471	2'59.360 P	99.2	8:29'57.822
2	9.361	20.744	59.417	48.869	2'18.391	176.8	8:35'15.573
3	8.975	19.531	57.322	48.970	2'14.798	195.6	8:37'30.371
4	8.962	19.734	57.000	48.125	2'13.821	185.9	8:39'44.192
5	8.779	19.737	56.298	49.867	2'14.681	196.3	8:41'58.873
6	8.833	19.699	56.091	48.161	2'12.784	199.6	8:44'11.657
7	9.011	19.659	54.618	48.095	2'11.383	184.6	8:46'23.040
8	8.812	18.942	54.381	47.140	2'09.275	194.6	8:48'32.315
9	8.852	19.244	54.496	47.232	2'09.824	180.3	8:50'42.139

P = Box In/Out - C = Tempo Invalidato





Enzo e Dino Ferrari 4.909 m

Luigi Musso Historic Gran Prix

F.3 Historic Cup - Velocità Prove di Qualificazione 1° Turno

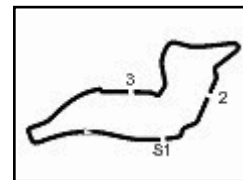
Miglior Giro:

1	8 LAJOUX Frederic	Martini MK/34 Tovota	1'56.048
2	6 LEONE Valerio	Ralt RT3 VW	1'56.452
3	2 NOTARI Fabrice	Ralt RT3 VW	1'57.007
4	4 BENEDEINI Emanuele	Ralt RT3 A.R.	1'57.626
5	12 GARZI Stefano	March 773 Tovota	1'58.296
6	3 PERALE Aurelio	Ralt RT3	2'09.119
7	27 DEL CONTE Carlo Maria	March 803 B Tovota	2'09.275
8	9 GRASSO Angela	Dallara 382	2'14.303

Velocità

1	8 LAJOUX Frederic	Martini MK/34 Tovota	221.2
2	2 NOTARI Fabrice	Ralt RT3 VW	218.1
3	4 BENEDEINI Emanuele	Ralt RT3 A.R.	218.1
4	6 LEONE Valerio	Ralt RT3 VW	215.5
5	12 GARZI Stefano	March 773 Tovota	215.1
6	3 PERALE Aurelio	Ralt RT3	205.3
7	27 DEL CONTE Carlo Maria	March 803 B Tovota	199.6
8	9 GRASSO Angela	Dallara 382	183.7

Tratto 1			Tratto 2			Tratto 3			Tratto 4		
1	8 LAJOUX F.	8.100	1	4 BENEDEINI E.	16.551	1	8 LAJOUX F.	47.934	1	2 NOTARI F.	43.040
2	4 BENEDEINI E.	8.233	2	2 NOTARI F.	16.563	2	6 LEONE V.	48.026	2	8 LAJOUX F.	43.123
3	2 NOTARI F.	8.239	3	6 LEONE V.	16.680	3	2 NOTARI F.	48.673	3	6 LEONE V.	43.131
4	6 LEONE V.	8.303	4	8 LAJOUX F.	16.786	4	4 BENEDEINI E.	49.205	4	4 BENEDEINI E.	43.348
5	12 GARZI S.	8.323	5	12 GARZI S.	16.911	5	12 GARZI S.	49.245	5	12 GARZI S.	43.790
6	3 PERALE A.	8.541	6	3 PERALE A.	18.940	6	27 DEL CONTE C.	54.381	6	3 PERALE A.	46.707
7	9 GRASSO A.	8.745	7	27 DEL CONTE C.	18.942	7	3 PERALE A.	54.931	7	27 DEL CONTE C.	47.140
8	27 DEL CONTE C.	8.779	8	9 GRASSO A.	19.666	8	9 GRASSO A.	56.533	8	9 GRASSO A.	48.786



Enzo e Dino Ferrari 4.909 m

Luigi Musso Historic Gran Prix

F.3 Historic Cup - Classifica Prove di Qualificazione 2° Turno

Miglior Giro: = 1'55.506 - 4,909 km - Media 153,000 km/h

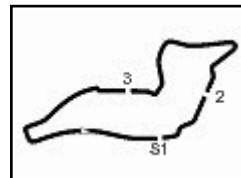
Num.	Conducente	Concorrente	Scuderia	Auto	Classe	Tempo	Dist.	Rel.	Giri
1	6 LEONE Valerio	Leone Valerio	Racing&Classic	Ralt RT3 VW		1'55.506			8
2	4 BENEDEINI Emanuele	Benedini Emanuele		Ralt RT3 A.R.		1'55.612	0.106	0.106	9
3	8 LAJOUX Frederic	Lajoux Frederic	Hist.Project Club	Martini MK/34 Toyota		1'55.818	0.312	0.206	9
4	2 NOTARI Fabrice	Notari Fabrice	Racing&Classic	Ralt RT3 VW		1'56.454	0.948	0.636	9
5	12 GARZI Stefano	Garzi Stefano	Hist.Project Club	March 773 Toyota		1'58.150	2.644	1.696	9
6	9 GRASSO Angela	Grasso Angela	Racing&Classic	Dallara 382		2'06.616	11.110	8.466	8
7	3 PERALE Aurelio	Perale Aurelio		Ralt RT3		2'07.919	12.413	1.303	7
8	27 DEL CONTE Carlo Maria	Del Conte Carlo Maria		March 803 B Toyota		2'09.590	14.084	1.671	7

Direttore di Gara : Campana Giorgio

20/10/2012 Inizio Fine
14:09 14:31

Esposta alle:





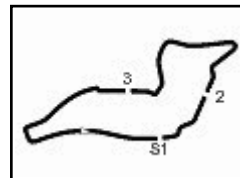
Enzo e Dino Ferrari 4.909 m

Luigi Musso Historic Gran Prix

F.3 Historic Cup - Ideal Time Prove di Qualificazione 2° Turno

Num.	Concorrente	Auto	Tratto 1	Tratto 2	Tratto 3	Tratto 4	Ideal Time	Tempo Ufficiale	Pos.	Diff.
1	6 LEONE V.	Ralt RT3 VW	8.065	16.524	47.653	42.762	1'55.004	1'55.506	1	0.502
2	8 LAJOUX F.	Martini MK/34 Toyota	8.020	16.571	48.133	42.331	1'55.055	1'55.818	3	0.763
3	4 BENEDINI E.	Ralt RT3 A.R.	8.070	16.531	48.137	42.779	1'55.517	1'55.612	2	0.095
4	2 NOTARI F.	Ralt RT3 VW	8.148	16.614	48.075	43.128	1'55.965	1'56.454	4	0.489
5	12 GARZI S.	March 773 Toyota	8.212	16.719	49.379	43.376	1'57.686	1'58.150	5	0.464
6	9 GRASSO A.	Dallara 382	8.353	18.064	53.273	46.510	2'06.200	2'06.616	6	0.416
7	3 PERALE A.	Ralt RT3	8.434	18.734	53.664	46.475	2'07.307	2'07.919	7	0.612
8	27 DEL CONTE C.	March 803 B Toyota	8.652	18.883	54.508	47.128	2'09.171	2'09.590	8	0.419
Ideal Time Assoluto			8.020	16.524	47.653	42.331	1'54.528			





Luigi Musso Historic Gran Prix

F.3 Historic Cup - Analisi Tempi Prove di Qualificazione 2° Turno

Enzo e Dino Ferrari 4.909 m

2 NOTARI FABRICE

Giro	Tratto 1	Tratto 2	Tratto 3	Tratto 4	T. Giro	km/h	Local Time
							14:10'52.918
1	20.814	21.212	53.035	44.777	2'19.838 P	152.8	14:13'12.756
2	8.252	16.661	48.641	43.601	1'57.155	217.2	14:15'09.911
3	8.249	16.666	48.785	43.435	1'57.135	216.8	14:17'07.046
4	8.172	17.004	49.104	43.208	1'57.488	218.1	14:19'04.534
5	8.173	17.991	48.678	44.124	1'58.966	217.2	14:21'03.500
6	8.220	16.955	48.394	43.470	1'57.039	218.1	14:23'00.539
7	8.185	16.834	48.355	43.413	1'56.787	217.7	14:24'57.326
8	8.148	16.614	48.646	43.128	1'56.536	218.5	14:26'53.862
9	8.422	16.783	48.075	43.174	1'56.454	213.0	14:28'50.316

3 PERALE AURELIO

Giro	Tratto 1	Tratto 2	Tratto 3	Tratto 4	T. Giro	km/h	Local Time
							14:11'53.189
1	8.453	2'47.895	1'11.385	53.375	5'01.108	201.8	14:16'54.297
2	9.532	21.199	56.606	48.073	2'15.410	173.9	14:19'09.707
3	8.465	19.634	56.294	47.159	2'11.552	200.3	14:21'21.259
4	8.476	18.734	54.834	46.697	2'08.741	204.5	14:23'30.000
5	8.500	19.136	54.171	46.475	2'08.282	198.5	14:25'38.282
6	8.434	19.319	54.500	49.926	2'12.179	204.1	14:27'50.461
7	8.721	18.800	53.664	46.734	2'07.919	201.1	14:29'58.380

4 BENEDINI EMANUELE

Giro	Tratto 1	Tratto 2	Tratto 3	Tratto 4	T. Giro	km/h	Local Time
		20.161	52.386	45.572		136.4	14:11'50.438
1	8.307	17.612	50.429	43.555	1'59.903	217.2	14:13'50.341
2	8.224	16.594	49.405	2'25.655	3'39.878 P	218.1	14:17'30.219
3	15.211	17.655	49.091	43.266	2'05.223 P	161.9	14:19'35.442
4	8.172	17.215	48.819	43.361	1'57.567	219.9	14:21'33.009
5	8.214	16.713	48.945	43.306	1'57.178	217.2	14:23'30.187
6	8.070	17.291	48.735	43.212	1'57.308	221.2	14:25'27.495
7	8.112	17.859	51.591	43.723	2'01.285	220.3	14:27'28.780
8	8.100	16.914	48.557	43.150	1'56.721	219.9	14:29'25.501
9	8.165	16.531	48.137	42.779	1'55.612	219.0	14:31'21.113

6 LEONE VALERIO

Giro	Tratto 1	Tratto 2	Tratto 3	Tratto 4	T. Giro	km/h	Local Time
							14:11'42.319
1	8.396	16.813	48.891	43.932	1'58.032	213.8	14:13'40.351
2	8.294	17.505	48.373	43.917	1'58.089	217.2	14:15'38.440
3	8.261	16.719	48.231	43.386	1'56.597	217.7	14:17'35.037
4	8.223	16.637	47.989	42.929	1'55.778	218.5	14:19'30.815
5	8.219	16.618	47.907	42.762	1'55.506	217.7	14:21'26.321
6	8.151	16.541	47.653	43.462	1'55.807	219.9	14:23'22.128
7	8.152	16.524	47.679	44.377	1'56.732	219.9	14:25'18.860
8	8.065	16.524	53.120	1'41.855	2'59.564 P	220.8	14:28'18.424

8 LAJOUX FREDERIC

Giro	Tratto 1	Tratto 2	Tratto 3	Tratto 4	T. Giro	km/h	Local Time
							14:11'50.340
1	20.079	20.877	50.581	43.627	2'15.164 P	150.7	14:14'05.504
2	8.133	17.058	48.133	42.868	1'56.192	221.2	14:16'01.696
3	8.105	16.878	50.752	43.972	1'59.707	221.2	14:18'01.403
4	8.147	16.701	48.564	43.298	1'56.710	220.3	14:19'58.113
5	8.106	16.681	48.527	42.867	1'56.181	221.2	14:21'54.294
6	8.071	16.622	48.240	42.958	1'55.891 C	222.1	14:23'50.185
7	8.044	16.766	48.155	42.909	1'55.874	223.1	14:25'46.059
8	8.020	16.571	49.812	42.932	1'57.335	224.0	14:27'43.394
9	8.082	16.783	48.622	42.331	1'55.818	222.6	14:29'39.212

9 GRASSO ANGELA

Giro	Tratto 1	Tratto 2	Tratto 3	Tratto 4	T. Giro	km/h	Local Time
		27.493	1'02.358	51.114			14:12'13.895
1	9.095	21.808	56.730	48.456	2'16.089	163.4	14:14'29.984
2	8.427	19.395	58.777	48.548	2'15.147	192.8	14:16'45.131
3	8.390	19.142	55.025	47.366	2'09.923	197.0	14:18'55.054
4	8.406	19.084	54.117	46.861	2'08.468	192.5	14:21'03.522
5	8.782	18.509	53.886	47.286	2'08.463	175.3	14:23'11.985
6	8.353	18.064	53.794	46.510	2'06.721	199.6	14:25'18.706
7	8.574	18.115	53.273	46.654	2'06.616	178.8	14:27'25.322
8	8.483	18.617	54.844	47.244	2'09.188	186.8	14:29'34.510

12 GARZI STEFANO

Giro	Tratto 1	Tratto 2	Tratto 3	Tratto 4	T. Giro	km/h	Local Time
		21.880	55.445	46.870		131.0	14:11'44.106
1	8.419	17.313	52.882	45.252	2'03.866	208.8	14:13'47.972

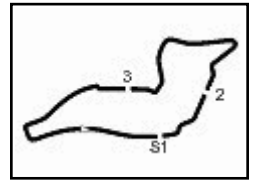
2	8.355	17.261	50.517	44.731	2'00.864	214.6	14:15'48.836
3	8.310	16.908	50.116	44.243	1'59.577	215.5	14:17'48.413
4	8.281	17.031	49.939	44.006	1'59.257	215.5	14:19'47.670
5	8.252	16.719	50.200	43.646	1'58.817	216.8	14:21'46.487
6	8.248	16.818	50.035	43.939	1'59.040	215.9	14:23'45.527
7	8.224	17.171	49.379	43.376	1'58.150	216.4	14:25'43.677
8	8.212	16.985	51.962	48.594	2'05.753	216.8	14:27'49.430
9	8.281	17.096	50.032	50.722	2'06.131	215.9	14:29'55.561

27 DEL CONTE CARLO MARIA

Giro	Tratto 1	Tratto 2	Tratto 3	Tratto 4	T. Giro	km/h	Local Time
		23.665	1'01.592	50.270		114.0	14:12'07.452
1	8.822	20.607	56.737	48.526	2'14.692	190.5	14:14'22.144
2	8.854	20.104	58.886	49.193	2'17.037	179.4	14:16'39.181
3	8.883	19.559	56.004	47.957	2'12.403	179.7	14:18'51.584
4	8.757	18.923	54.782	47.128	2'09.590	196.3	14:21'01.174
5	8.677	19.242	55.188	47.468	2'10.575	199.2	14:23'11.749
6	8.864	19.366	54.508	47.875	2'10.613	171.2	14:25'22.362
7	8.652	18.883	55.180	3'16.128	4'38.843 P	196.3	14:30'01.205

P = Box In/Out - C = Tempo Invalidato





Enzo e Dino Ferrari 4.909 m

Luigi Musso Historic Gran Prix

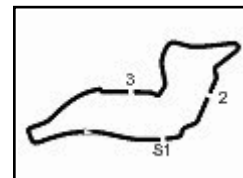
F.3 Historic Cup - Classifica Riepilogativa

Miglior Giro: 1'55.506 - 4,909 km - Media 153,000 km/h

Num.	Conducente	Concorrente	Scuderia	Auto	Classe	Sess. 1	Sess. 2	Tempo	Dist.	Rel.	Giri
1	6 LEONE Valerio	Leone Valerio	Racing&Classic	Ralt RT3 VW		1'56.452	1'55.506	1'55.506			13
2	4 BENEDETTI Emanuele	Benedetti Emanuele		Ralt RT3 A.R.		1'57.626	1'55.612	1'55.612	0.106	0.106	19
3	8 LAJOUX Frederic	Lajoux Frederic	Hist.Project Club	Martini MK/34 Toyota		1'56.048	1'55.818	1'55.818	0.312	0.206	16
4	2 NOTARI Fabrice	Notari Fabrice	Racing&Classic	Ralt RT3 VW		1'57.007	1'56.454	1'56.454	0.948	0.636	13
5	12 GARZI Stefano	Garzi Stefano	Hist.Project Club	March 773 Toyota		1'58.296	1'58.150	1'58.150	2.644	1.696	18
6	9 GRASSO Angela	Grasso Angela	Racing&Classic	Dallara 382		2'14.303	2'06.616	2'06.616	11.110	8.466	15
7	3 PERALE Aurelio	Perale Aurelio		Ralt RT3		2'09.119	2'07.919	2'07.919	12.413	1.303	15
8	27 DEL CONTE Carlo Maria	Del Conte Carlo Maria		March 803 B Toyota		2'09.275	2'09.590	2'09.275	13.769	1.356	16

Il Conc. n. 7 'Angiolani' non è qualificato





Enzo e Dino Ferrari 4.909 m

Luigi Musso Historic Gran Prix

F.3 Historic Cup - Classifica Prove di Qualificazione 1° Turno

Miglior Giro: = 1'56.048 - 4,909 km - Media 152,285 km/h

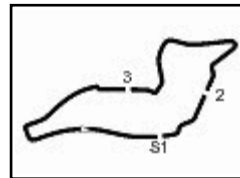
Num.	Conditore	Concorrente	Scuderia	Auto	Classe	Tempo	Dist.	Rel.	Giri
1	8 LAJOUX Frederic	Lajoux Frederic	Hist.Project Club	Martini MK/34 Toyota		1'56.048			7
2	6 LEONE Valerio	Leone Valerio	Racing&Classic	Ralt RT3 VW		1'56.452	0.404	0.404	5
3	2 NOTARI Fabrice	Notari Fabrice	Racing&Classic	Ralt RT3 VW		1'57.007	0.959	0.555	4
4	4 BENEDINI Emanuele	Benedini Emanuele		Ralt RT3 A.R.		1'57.626	1.578	0.619	10
5	12 GARZI Stefano	Garzi Stefano	Hist.Project Club	March 773 Toyota		1'58.296	2.248	0.670	9
6	3 PERALE Aurelio	Perale Aurelio		Ralt RT3		2'09.119	13.071	10.823	8
7	27 DEL CONTE Carlo Maria	Del Conte Carlo Maria		March 803 B Toyota		2'09.275	13.227	0.156	9
8	9 GRASSO Angela	Grasso Angela	Racing&Classic	Dallara 382		2'14.303	18.255	5.028	7

Direttore di Gara : Campana Giorgio

20/10/2012 Inizio 08:30 Fine 08:52

Esposta alle:





Enzo e Dino Ferrari 4.909 m

Luigi Musso Historic Gran Prix F.3 Historic Cup - Velocità Gara

Classifica

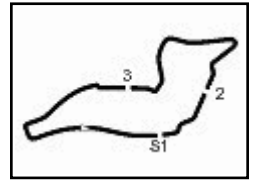
1	6 LEONE Valerio	Ralt RT3 VW	Giri 16
2	2 NOTARI Fabrice	Ralt RT3 VW	4.268
3	8 LAJOUX Frederic	Martini MK/34 Toyota	11.264
4	12 GARZI Stefano	March 773 Toyota	43.993
5	9 GRASSO Anela	Dallara 382	1 Giro
6	3 PERALE Aurelio	Ralt RT3	1 Giro
7	27 DEL CONTE Carlo Maria	March 803 B Toyota	5 Giri
RIT	4 BENEDETTI Emanuele	Ralt RT3 A.R.	

Velocità

1	8 LAJOUX Frederic	Martini MK/34 Toyota	224.4
2	6 LEONE Valerio	Ralt RT3 VW	221.7
3	2 NOTARI Fabrice	Ralt RT3 VW	219.4
4	12 GARZI Stefano	March 773 Toyota	217.2
5	9 GRASSO Anela	Dallara 382	205.7
6	3 PERALE Aurelio	Ralt RT3	204.5
7	27 DEL CONTE Carlo Maria	March 803 B Toyota	203.0
8	4 BENEDETTI Emanuele	Ralt RT3 A.R.	157.9

Tratto 1		Tratto 2		Tratto 3		Tratto 4		
1	2 NOTARI F.	8.025	1	6 LEONE V.	16.449	1	2 NOTARI F.	42.661
2	8 LAJOUX F.	8.040	2	8 LAJOUX F.	16.561	2	6 LEONE V.	42.975
3	6 LEONE V.	8.054	3	12 GARZI S.	16.594	3	8 LAJOUX F.	43.110
4	12 GARZI S.	8.202	4	2 NOTARI F.	16.673	4	12 GARZI S.	43.144
5	9 GRASSO A.	8.312	5	27 DEL CONTE C.	18.317	5	3 PERALE A.	46.226
6	3 PERALE A.	8.450	6	9 GRASSO A.	18.372	6	9 GRASSO A.	46.411
7	27 DEL CONTE C.	8.644	7	3 PERALE A.	18.653	7	27 DEL CONTE C.	46.652





Enzo e Dino Ferrari 4.909 m

Luigi Musso Historic Gran Prix

F.3 Historic Cup - Classifica Gara

Giri 16 = 78,544 km - Media 151,266 km/h - Tempo di gara 31'09.283

Num.	Conditore	Concorrente	Scuderia	Auto	Giri	Tempo	Dist.	Rel.	Giro Veloce
1	6 LEONE Valerio	Leone Valerio	Racing&Classic	Ralt RT3 VW	16	31'09.283			8 1'55.319
2	2 NOTARI Fabrice	Notari Fabrice	Racing&Classic	Ralt RT3 VW	16	31'13.551	4.268	4.268	13 1'55.522
3	8 LAJOUX Frederic	Lajoux Frederic	Hist.Project Club	Martini MK/34 Toyota	16	31'20.547	11.264	6.996	7 1'56.223
4	12 GARZI Stefano	Garzi Stefano	Hist.Project Club	March 773 Toyota	16	31'53.276	43.993	32.729	14 1'56.957
5	9 GRASSO Angela	Grasso Angela	Racing&Classic	Dallara 382	15	32'10.429	1 Giro	1 Giro	7 2'05.709
6	3 PERALE Aurelio	Perale Aurelio		Ralt RT3	15	32'43.207	1 Giro	32.778	8 2'06.380
7	27 DEL CONTE Carlo Maria	Del Conte Carlo Maria		March 803 B Toyota	11	24'10.254	5 Giri	4 Giri	8 2'06.407
----- Non Classificati: -----									
RIT	4 BENEDETTI Emanuele	Benedetti Emanuele		Ralt RT3 A.R.	0				

Partenti:: 8 Non Partiti:: 0 Ritirati:: 1 Non Classificati:: 0 Classificati:: 7 Esclusi:: 0

Giro Veloce N. 8 Num. 6 Valerio Leone Tempo 1'55.319 Media. 153,248 Km/h

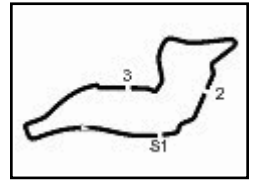
Umidità	89%	ARIA	14°C
Condizioni	Dry	Temp.	16°C

Direttore di Gara : Campana Giorgio

21/10/2012 Inizio 10:01 Fine 10:34

Esposta alle:





Enzo e Dino Ferrari 4.909 m

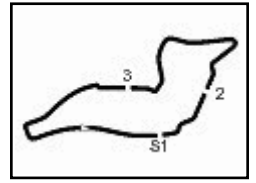
Luigi Musso Historic Gran Prix
F.3 Historic Cup - Griglia di Partenza
Durata: 30'

27	DEL CONTE C. March 803 B Toyota	2'09.275	3	PERALE A. Ralt RT3	2'07.919	4
9	GRASSO A. Dallara 382	2'06.616	12	GARZI S. March 773 Toyota	1'58.150	3
2	NOTARI F. Ralt RT3 VW	1'56.454	8	LAJOUX F. Martini MK/34 Toyota	1'55.818	2
4	BENEDINI E. Ralt RT3 A.R.	1'55.612	6	LEONE V. Ralt RT3 VW	1'55.506	1



Partenza 21/10/2012 ore 09.55
Partenza da fermo





Enzo e Dino Ferrari 4.909 m

Luigi Musso Historic Gran Prix

F.3 Historic Cup - Analisi Tempi Gara

2 NOTARI FABRICE

Giro	Tratto 1	Tratto 2	Tratto 3	Tratto 4	T. Giro	km/h	Race Time
1	10.162	17.663	49.603	44.416	2'01.844	162.2	2'01.844
2	8.276	17.896	49.413	44.708	2'00.293	215.9	4'02.137
3	8.205	17.235	49.408	43.696	1'58.544	209.2	6'00.681
4	8.218	17.127	48.850	43.305	1'57.500	211.3	7'58.181
5	8.208	17.150	48.221	43.128	1'56.707	212.5	9'54.888
6	8.157	16.835	48.259	43.283	1'56.534	216.4	11'51.422
7	8.167	17.125	47.943	43.156	1'56.391	212.5	13'47.813
8	8.138	16.760	47.791	42.931	1'55.620	216.8	15'43.433
9	8.125	16.784	47.641	43.037	1'55.587	219.4	17'39.020
10	8.025	16.673	48.874	43.495	1'57.067	217.2	19'36.087
11	8.053	16.729	49.158	43.030	1'56.970	216.8	21'33.057
12	8.153	17.039	47.845	42.661	1'55.698	215.5	23'28.755
13	8.182	16.740	47.665	42.935	1'55.522	214.2	25'24.277
14	8.164	16.966	47.801	42.842	1'55.773	215.5	27'20.050
15	8.201	17.507	48.068	43.127	1'56.903	209.7	29'16.953
16	8.179	17.048	48.072	43.299	1'56.598	214.2	31'13.551

3 PERALE AURELIO

Giro	Tratto 1	Tratto 2	Tratto 3	Tratto 4	T. Giro	km/h	Race Time
1	12.578	21.504	57.513	48.569	2'20.164	143.7	2'20.164
2	8.617	20.290	55.594	47.861	2'12.362	188.8	4'32.526
3	8.473	19.596	55.057	47.142	2'10.268	204.5	6'42.794
4	8.476	19.573	53.891	47.118	2'09.058	201.1	8'51.852
5	8.451	19.207	54.290	46.852	2'08.800	203.0	11'00.652
6	8.494	19.610	53.887	46.755	2'08.746	200.0	13'09.398
7	8.450	19.385	53.515	46.284	2'07.634	197.8	15'17.032
8	8.478	19.060	52.616	46.226	2'06.380	200.0	17'23.412
9	8.509	18.984	53.565	1'07.966	2'29.024	200.0	19'52.436
10	8.627	19.579	54.233	47.042	2'09.481	195.3	22'01.917
11	8.453	18.965	53.923	46.870	2'08.211	204.5	24'10.128
12	8.472	18.653	53.434	46.650	2'07.209	204.5	26'17.337
13	8.538	18.817	52.719	46.584	2'06.658	203.0	28'23.995
14	8.541	19.235	54.038	47.437	2'09.251	198.5	30'33.246
15	8.592	19.416	54.845	47.108	2'09.961	195.3	32'43.207

6 LEONE VALERIO

Giro	Tratto 1	Tratto 2	Tratto 3	Tratto 4	T. Giro	km/h	Race Time
1	10.557	18.542	48.933	44.017	2'02.049	157.0	2'02.049
2	8.243	18.219	49.246	43.385	1'59.093	210.5	4'01.142
3	8.199	16.584	48.805	43.387	1'56.975	219.0	5'58.117
4	8.116	16.979	48.902	43.320	1'57.317	220.8	7'55.434
5	8.113	17.008	48.821	42.975	1'56.917	221.7	9'52.351
6	8.054	16.555	47.600	43.316	1'55.525	220.3	11'47.876
7	8.247	16.528	47.904	43.198	1'55.877	216.8	13'43.753
8	8.245	16.463	47.632	42.979	1'55.319	216.8	15'39.072
9	8.216	16.669	48.047	43.193	1'56.125	217.7	17'35.197
10	8.177	16.449	47.539	44.468	1'56.633	218.1	19'31.830
11	8.248	16.593	47.673	43.240	1'55.754	217.7	21'27.584
12	8.223	16.707	47.983	43.054	1'55.967	217.7	23'23.551
13	8.225	16.530	47.821	43.060	1'55.636	216.8	25'19.187
14	8.221	16.550	48.150	43.113	1'56.034	217.7	27'15.221
15	8.235	16.537	48.342	43.553	1'56.667	217.2	29'11.888
16	8.248	16.672	48.922	43.553	1'57.395	218.1	31'09.283

8 LAJOUX FREDERIC

Giro	Tratto 1	Tratto 2	Tratto 3	Tratto 4	T. Giro	km/h	Race Time
1	10.221	18.039	49.449	44.209	2'01.918	162.7	2'01.918
2	8.173	17.402	48.885	43.832	1'58.292	216.8	4'00.210
3	8.225	16.882	49.034	43.508	1'57.649	219.0	5'57.859
4	8.194	16.754	49.028	43.243	1'57.219	217.7	7'55.078
5	8.166	17.049	48.721	43.220	1'57.156	218.5	9'52.234
6	8.161	16.935	48.424	43.110	1'56.630	219.4	11'48.864
7	8.090	16.650	48.195	43.288	1'56.223	222.1	13'45.087
8	8.096	16.687	48.805	43.220	1'56.808	221.2	15'41.895
9	8.093	16.561	48.862	43.265	1'56.781	221.7	17'38.676
10	8.076	16.715	48.758	43.557	1'57.106	221.2	19'35.782
11	8.064	16.848	50.008	43.231	1'58.151	222.6	21'33.933
12	8.040	17.555	48.532	43.173	1'57.300	224.4	23'31.233
13	8.096	16.970	48.631	43.328	1'57.025	221.7	25'28.258
14	8.085	17.171	48.769	43.475	1'57.500	221.7	27'25.758
15	8.094	16.944	48.701	43.696	1'57.435	221.7	29'23.193
16	8.093	17.129	48.746	43.386	1'57.354	220.8	31'20.547

9 GRASSO ANGELA

Giro	Tratto 1	Tratto 2	Tratto 3	Tratto 4	T. Giro	km/h	Race Time
1	11.767	20.176	55.277	48.989	2'16.209	146.6	2'16.209

2	8.531	19.346	54.786	48.005	2'10.668	184.9	4'26.877
3	8.552	19.070	54.562	47.717	2'09.901	185.9	6'36.778
4	8.522	18.820	54.564	47.237	2'09.143	180.3	8'45.921
5	8.383	19.536	54.164	47.192	2'09.275	198.9	10'55.196
6	8.350	18.779	53.854	47.055	2'08.038	194.2	13'03.234
7	8.365	18.372	52.561	46.411	2'05.709	198.1	15'08.943
8	8.345	18.772	52.935	46.828	2'06.880	197.0	17'15.823
9	8.432	18.700	53.557	46.980	2'07.669	193.5	19'23.492
10	8.426	18.547	53.308	48.274	2'08.555	180.0	21'32.047
11	8.330	21.661	52.843	47.428	2'10.262	202.2	23'42.309
12	8.489	18.569	53.115	46.944	2'07.117	191.1	25'49.426
13	8.454	18.580	52.464	46.650	2'06.148	204.5	27'55.574
14	8.312	18.979	53.118	46.986	2'07.395	205.7	30'02.969
15	8.565	18.652	53.153	47.090	2'07.460	172.3	32'10.429

12 GARZI STEFANO

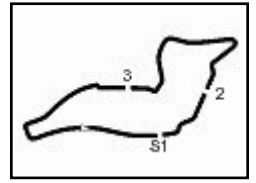
Giro	Tratto 1	Tratto 2	Tratto 3	Tratto 4	T. Giro	km/h	Race Time
1	11.290	18.632	51.952	44.950	2'06.824	161.2	2'06.824
2	8.331	17.862	52.408	44.857	2'03.458	212.1	4'10.282
3	8.329	17.661	51.488	44.810	2'02.288	206.5	6'12.570
4	8.290	17.250	50.685	43.833	2'00.058	213.0	8'12.628
5	8.282	17.191	49.953	43.725	1'59.151	215.1	10'11.779
6	8.270	16.615	49.419	43.582	1'57.886	215.9	12'09.665
7	8.285	16.901	50.452	43.975	1'59.613	215.9	14'09.278
8	8.292	16.799	49.750	43.984	1'58.825	214.6	16'08.103
9	8.311	16.860	49.695	44.698	1'59.564	214.6	18'07.667
10	8.390	17.041	49.561	43.621	1'58.613	212.5	20'06.280
11	8.264	16.812	49.360	43.724	1'58.160	215.5	22'04.440
12	8.202	16.929	49.875	43.975	1'58.981	217.2	24'03.421
13	8.277	16.803	48.750	43.201	1'57.031	215.9	26'00.452
14	8.239	16.800	48.774	43.144	1'56.957	215.9	27'57.409
15	8.222	16.903	49.299	43.969	1'58.393	215.9	29'55.802
16	8.273	16.594	49.187	43.420	1'57.474	215.5	31'53.276

27 DEL CONTE CARLO MARIA

Giro	Tratto 1	Tratto 2	Tratto 3	Tratto 4	T. Giro	km/h	Race Time
1	13.809	20.897	57.278	49.052	2'21.036	146.0	2'21.036
2	8.726	19.758	55.675	48.157	2'12.316	194.2	4'33.352
3	8.668	19.283	54.795	47.487	2'10.233	200.3	6'43.585
4	8.644	19.274	54.482	46.981	2'09.381	194.9	8'52.966
5	8.691	18.877	54.077	47.352	2'08.997	200.3	11'01.963
6	8.655	18.842	53.869	47.239	2'08.605	201.5	13'10.568
7	8.659	18.609	53.345	46.975	2'07.588	196.7	15'18.156
8	8.652	18.578	52.525	46.652	2'06.407	196.7	17'24.563
9	8.676	18.317	53.406	47.391	2'07.790	203.0	19'32.353
10	8.719	19.103	55.862	51.231	2'14.915	187.8	21'47.268
11	9.813	21.009	58.774	53.390	2'22.986	172.3	24'10.254

P = Box In/Out - C = Tempo Invalidato





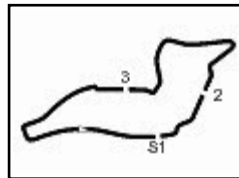
Enzo e Dino Ferrari 4.909 m

Luigi Musso Historic Gran Prix

F.3 Historic Cup - Contagiri Gara

		Giro															
		1	2	3	4	5	6	7	8	9	10	11	12	13	14	15	16
Pos.	1	2	8	8	8	8	6	6	6	6	6	6	6	6	6	6	6
	2	8	6	6	6	6	8	8	8	8	8	2	2	2	2	2	2
	3	6	2	2	2	2	2	2	2	2	2	8	8	8	8	8	8
	4	12	12	12	12	12	12	12	12	12	12	12	12	12	12	12	12
	5	9	9	9	9	9	9	9	9	9	9	9	9	9	9	9	9
	6	3	3	3	3	3	3	3	3	27	27	3	3	3	3	3	3
	7	27	27	27	27	27	27	27	27	3	3	27					





Enzo e Dino Ferrari 4.909 m

Luigi Musso Historic Gran Prix Challenge Formule Storiche - Velocità Prove di Qualificazione

Miglior Giro:

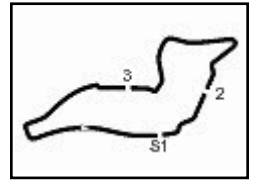
1	991 TONETTI Pierre	Brabham BT6	2'05.305
2	77 BUHOFER Philipp	Brabham BT6	2'06.290
3	53 ROSSI DI MONTELERA Manfredo	Lotus 22	2'06.330
4	89 FERRARI Bruno	Branca FJ	2'06.546
5	55 MARZATICO Paolo	Branca FJ	2'06.559
6	4 BURATTI Federico	Chevron B9	2'22.531
7	86 ROSSI DI MONTELERA Caroline	Brabham BT6	2'23.282
8	90 DELEGA Anaelo	Brabham BT16	2'23.584
9	69 GUARINO Andrea	Lola MK2	2'25.450
10	74 BALDANZA Francesco	Brabham BT6	2'27.175
11	16 DI EGIDIO Guido	Stanquellini FJ	2'30.899
12	14 DE BALDANZA Julia	Osca FJ	2'48.928

Velocità

1	991 TONETTI Pierre	Brabham BT6	217.2
2	89 FERRARI Bruno	Branca FJ	212.5
3	53 ROSSI DI MONTELERA Manf	Lotus 22	211.3
4	55 MARZATICO Paolo	Branca FJ	210.1
5	77 BUHOFER Philipp	Brabham BT6	207.2
6	86 ROSSI DI MONTELERA Caro	Brabham BT6	192.1
7	90 DELEGA Anaelo	Brabham BT16	188.8
8	74 BALDANZA Francesco	Brabham BT6	186.5
9	69 GUARINO Andrea	Lola MK2	181.2
10	4 BURATTI Federico	Chevron B9	179.7
11	16 DI EGIDIO Guido	Stanquellini FJ	166.4
12	14 DE BALDANZA Julia	Osca FJ	140.3

Tratto 1		Tratto 2		Tratto 3		Tratto 4				
1	991 TONETTI P.	8.217	1	53 ROSSI DI MONTE	18.073	1	991 TONETTI P.	45.631		
2	53 ROSSI DI MONTE	8.515	2	89 FERRARI B.	18.074	2	77 BUHOFER P.	52.978		
3	89 FERRARI B.	8.526	3	77 BUHOFER P.	18.148	3	53 ROSSI DI MONTE	53.032		
4	77 BUHOFER P.	8.576	4	55 MARZATICO P.	18.245	4	89 FERRARI B.	53.114		
5	55 MARZATICO P.	8.578	5	991 TONETTI P.	18.502	5	55 MARZATICO P.	53.415		
6	86 ROSSI DI MONTE	8.804	6	4 BURATTI F.	20.639	6	4 BURATTI F.	59.670		
7	74 BALDANZA F.	9.269	7	90 DELEGA A.	20.972	7	90 DELEGA A.	1'00.491		
8	90 DELEGA A.	9.424	8	69 GUARINO A.	21.030	8	86 ROSSI DI MONTE	1'01.017		
9	69 GUARINO A.	9.563	9	86 ROSSI DI MONTE	21.721	9	74 BALDANZA F.	1'01.865		
10	4 BURATTI F.	10.089	10	74 BALDANZA F.	21.859	10	69 GUARINO A.	1'02.103		
11	16 DI EGIDIO G.	10.210	11	16 DI EGIDIO G.	22.280	11	16 DI EGIDIO G.	1'03.235		
12	14 DE BALDANZA J.	11.429	12	14 DE BALDANZA J.	23.818	12	14 DE BALDANZA J.	1'10.246		
								1	991 TONETTI P.	46.198
								2	55 MARZATICO P.	46.240
								3	89 FERRARI B.	46.333
								4	53 ROSSI DI MONTE	46.502
								5	77 BUHOFER P.	51.699
								6	86 ROSSI DI MONTE	51.827
								7	4 BURATTI F.	52.082
								8	90 DELEGA A.	52.356
								9	69 GUARINO A.	53.864
								10	74 BALDANZA F.	55.137
								11	16 DI EGIDIO G.	1'01.889
								12	14 DE BALDANZA J.	





Enzo e Dino Ferrari 4.909 m

Luigi Musso Historic Gran Prix

Challenge Formule Storiche - Classifica di classe Gara 1

Classe A

Giri 10 = 49,090 km - Media 110,549 km/h - Tempo di gara 26'38.607

Num.	Conditore	Concorrente	Scuderia	Auto	Giri	Tempo	Dist.	Rel.	Giro Veloce
1	16 DI EGIDIO Guido (FRA)	Di Egidio Guido		Stanguellini FJ	10	26'38.607			2 2'37.488
----- Non Classificati: -----									
RIT	14 DE BALDANZA Julia (UK)	De Baldanza Julia		Osca FJ	1	2'51.026		9 Giri	
Partenti:: 2 Non Partiti:: 0 Ritirati:: 1 Non Classificati:: 0 Classificati:: 1 Esclusi:: 0									
Giro Veloce N. 2 Num. 16 Guido Di Egidio Tempo 2'37.488 Media. 112,214 Km/h									

Classe B1

Giri 11 = 53,999 km - Media 118,885 km/h - Tempo di gara 27'15.159

Num.	Conditore	Concorrente	Scuderia	Auto	Giri	Tempo	Dist.	Rel.	Giro Veloce
1	69 GUARINO Andrea (ITA)	Guarino Andrea		Lola MK2	11	27'15.159			7 2'26.539
Partenti:: 1 Non Partiti:: 0 Ritirati:: 0 Non Classificati:: 0 Classificati:: 1 Esclusi:: 0									
Giro Veloce N. 7 Num. 69 Andrea Guarino Tempo 2'26.539 Media. 120,599 Km/h									

Classe F

Giri 10 = 49,090 km - Media 116,291 km/h - Tempo di gara 25'19.669

Num.	Conditore	Concorrente	Scuderia	Auto	Giri	Tempo	Dist.	Rel.	Giro Veloce
1	90 DELEA Angelo (CH)	Delea Angelo		Brabham BT16	10	25'19.669			8 2'25.494
Partenti:: 1 Non Partiti:: 0 Ritirati:: 0 Non Classificati:: 0 Classificati:: 1 Esclusi:: 0									
Giro Veloce N. 8 Num. 90 Angelo Delea Tempo 2'25.494 Media. 121,465 Km/h									

Classe E1

Giri 12 = 58,908 km - Media 140,000 km/h - Tempo di gara 25'14.774

Num.	Conditore	Concorrente	Scuderia	Auto	Giri	Tempo	Dist.	Rel.	Giro Veloce
1	991 TONETTI Pierre (ITA)	Tonetti Pierre		Brabham BT6	12	25'14.774			8 2'05.532
2	53 ROSSI DI MONTELEA Manfredo (ITA)	Rossi Di Montelera Manfredo		Lotus 22	12	25'18.119	3.345	3.345	4 2'06.002
3	77 BUHOFER Philipp (CH)	Buhofer Philipp		Brabham BT6	12	25'18.347	3.573	0.228	3 2'06.122
4	89 FERRARI Bruno (ITA)	Ferrari Bruno		Branca FJ	12	25'41.448	26.674	23.101	4 2'07.092
5	86 ROSSI DI MONTELEA Caroline (FRA)	Rossi Di Montelera Caroline		Brabham BT6	11	27'11.821	1 Giro	1 Giro	10 2'23.557
6	74 BALDANZA Francesco (ITA)	Baldanza Francesco		Brabham BT6	11	27'22.210	1 Giro	10.389	10 2'27.386
----- Non Classificati: -----									
RIT	55 MARZATICO Paolo (ITA)	Marzatico Paolo		Branca FJ	6	15'20.095		6 Giri	4 2'06.235
Partenti:: 7 Non Partiti:: 0 Ritirati:: 1 Non Classificati:: 0 Classificati:: 6 Esclusi:: 0									
Giro Veloce N. 8 Num. 991 Pierre Tonetti Tempo 2'05.532 Media. 140,780 Km/h									

Classe G

Giri 11 = 53,999 km - Media 121,899 km/h - Tempo di gara 26'34.734

Num.	Conditore	Concorrente	Scuderia	Auto	Giri	Tempo	Dist.	Rel.	Giro Veloce
1	4 BURATTI Federico (ITA)	Buratti Federico		Chevron B9	11	26'34.734			2 2'23.364
Partenti:: 1 Non Partiti:: 0 Ritirati:: 0 Non Classificati:: 0 Classificati:: 1 Esclusi:: 0									
Giro Veloce N. 2 Num. 4 Federico Buratti Tempo 2'23.364 Media. 123,269 Km/h									

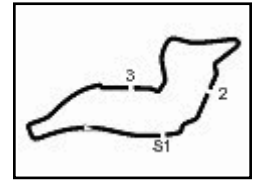
Umidità	60%	ARIA	19°C
Condizioni	Dry	Temp.	30°C

Direttore di Gara : Campana Giorgio

20/10/2012 Inizio 14:44 Fine 15:12

Esposta alle:





Enzo e Dino Ferrari 4.909 m

Luigi Musso Historic Gran Prix

Challenge Formule Storiche - Classifica Gara 1

Giri 12 = 58,908 km - Media 140,000 km/h - Tempo di gara 25'14.774

Num.	Conduttore	Concorrente	Scuderia	Auto	Classe	Giri	Tempo	Dist.	Rel.	Giro Veloce
1	991 TONETTI Pierre (ITA)	Tonetti Pierre		Brabham BT6	E1	12	25'14.774			8 2'05.532
2	53 ROSSI DI MONTELERA Manfredo (ITA)	Rossi Di Montelera Manfred		Lotus 22	E1	12	25'18.119	3.345	3.345	4 2'06.002
3	77 BUHOFER Philipp (CH)	Buhofer Philipp		Brabham BT6	E1	12	25'18.347	3.573	0.228	3 2'06.122
4	89 FERRARI Bruno (ITA)	Ferrari Bruno		Branca FJ	E1	12	25'41.448	26.674	23.101	4 2'07.092
5	4 BURATTI Federico (ITA)	Buratti Federico		Chevron B9	G	11	26'34.734	1 Giro	1 Giro	2 2'23.364
6	86 ROSSI DI MONTELERA Caroline (FRA)	Rossi Di Montelera Caroline		Brabham BT6	E1	11	27'11.821	1 Giro	37.087	10 2'23.557
7	69 GUARINO Andrea (ITA)	Guarino Andrea		Lola MK2	B1	11	27'15.159	1 Giro	3.338	7 2'26.539
8	74 BALDANZA Francesco (ITA)	Baldanza Francesco		Brabham BT6	E1	11	27'22.210	1 Giro	7.051	10 2'27.386
9	90 DELEA Angelo (CH)	Delea Angelo		Brabham BT16	CF	10	25'19.669	2 Giri	1 Giro	8 2'25.494
10	16 DI EGIDIO Guido (FRA)	Di Egidio Guido		Stanguellini FJ	A	10	26'38.607	2 Giri	1'18.938	2 2'37.488
----- Non Classificati: -----										
RIT	55 MARZATICO Paolo (ITA)	Marzatico Paolo		Branca FJ	E1	6	15'20.095	6 Giri		4 2'06.235
RIT	14 DE BALDANZA Julia (UK)	De Baldanza Julia		Oscia FJ	A	1	2'51.026	11 Giri		

Partenti:: 12 Non Partiti:: 0 Ritirati:: 2 Non Classificati:: 0 Classificati:: 10 Esclusi:: 0

Giro Veloce N. 8 Num. 991 Pierre Tonetti Tempo 2'05.532 Media. 140,780 Km/h

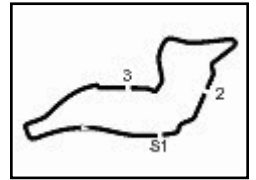
Umidità	60%	ARIA	19°C
Condizioni	Dry	Temp.	30°C

Direttore di Gara : Campana Giorgio

20/10/2012 Inizio 14:44 Fine 15:12

Esposta alle:





Enzo e Dino Ferrari 4.909 m

Luigi Musso Historic Gran Prix

Challenge Formule Storiche - Griglia di Partenza Gara 1

Durata: 25'

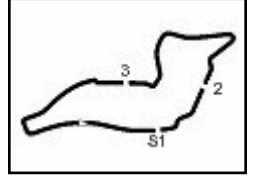
14	DE BALDANZA J. Osca FJ	2'48.928	16	DI EGIDIO G. Stanguellini FJ	2'30.899	6
74	BALDANZA F. Brabham BT6	2'27.175	69	GUARINO A. Lola MK2	2'25.450	5
90	DELEGA A. Brabham BT16	2'23.584	86	ROSSI DI MONTELERA C. Brabham BT6	2'23.282	4
4	BURATTI F. Chevron B9	2'22.531	55	MARZATICO P. Branca FJ	2'06.559	3
89	FERRARI B. Branca FJ	2'06.546	53	ROSSI DI MONTELERA M. Lotus 22	2'06.330	2
77	BUHOFFER P. Brabham BT6	2'06.290	991	TONETTI P. Brabham BT6	2'05.305	1

Partenza 20/10/2012 ore 14.40
Partenza da fermo

Presidente Giuria

..... Direttore di Gara





Luigi Musso Historic Gran Prix

Challenge Formule Storiche - Analisi Tempi Gara 1

Enzo e Dino Ferrari 4.909 m

4 BURATTI FEDERICO							
Giro	Tratto 1	Tratto 2	Tratto 3	Tratto 4	T. Giro	km/h	Race Time
1			1'00.650	52.715	2'22.018		2'22.018
2	9.924	20.742	59.856	52.842	2'23.364	182.1	4'45.382
3	10.064	20.800	59.980	52.811	2'23.655	173.1	7'09.037
4	10.078	21.291	59.882	52.588	2'23.839	179.7	9'32.876
5	10.115	20.665	1'00.040	52.916	2'23.736	178.5	11'56.612
6	10.114	21.327	1'00.676	52.608	2'24.725	175.3	14'21.337
7	10.157	21.103	1'00.758	53.168	2'25.186	178.8	16'46.523
8	10.153	24.823	1'01.483	53.381	2'29.840	173.4	19'16.363
9	10.098	21.263	1'01.773	53.237	2'26.371	179.4	21'42.734
10	10.094	21.511	1'00.581	53.550	2'25.736	178.8	24'08.470
11	10.074	21.162	1'01.427	53.601	2'26.264	178.2	26'34.734

14 DE BALDANZA JULIA							
Giro	Tratto 1	Tratto 2	Tratto 3	Tratto 4	T. Giro	km/h	Race Time
1	12.880	24.974	1'10.250	1'02.922	2'51.026	114.6	2'51.026

16 DI EGIDIO GUIDO							
Giro	Tratto 1	Tratto 2	Tratto 3	Tratto 4	T. Giro	km/h	Race Time
1			1'06.443	57.163	2'35.330		2'35.330
2	10.887	23.021	1'05.847	57.733	2'37.488	151.1	5'12.818
3	11.244	22.971	1'06.705	58.074	2'38.994	153.4	7'51.812
4	10.877	23.334	1'06.570	58.572	2'39.353	155.9	10'31.165
5	11.335	24.158	1'08.207	58.720	2'42.420	133.9	13'13.585
6	11.351	23.010	1'07.337	57.236	2'38.934	153.0	15'52.519
7	11.004	23.177	1'07.345	58.888	2'40.414	156.8	18'32.933
8	11.498	23.290	1'08.799	1'00.244	2'43.831	152.2	21'16.764
9	11.545	23.524	1'08.087	58.326	2'41.482	144.6	23'58.246
10	11.401	23.509	1'06.399	59.052	2'40.361	152.4	26'38.607

53 ROSSI DI MONTELEA MANFREDO							
Giro	Tratto 1	Tratto 2	Tratto 3	Tratto 4	T. Giro	km/h	Race Time
1			54.049	46.671	2'03.615		2'03.615
2	8.333	18.891	53.179	46.563	2'06.966	215.1	4'10.581
3	8.528	18.596	53.257	46.303	2'06.684	210.9	6'17.265
4	8.311	18.141	53.196	46.354	2'06.002	216.8	8'23.267
5	8.386	18.133	52.936	47.657	2'07.112	213.4	10'30.379
6	8.289	18.547	53.653	46.313	2'06.802	215.1	12'37.181
7	8.275	18.304	53.773	46.394	2'06.746	211.7	14'43.927
8	8.305	18.600	52.938	46.668	2'06.511	215.5	16'50.438
9	8.490	18.667	53.766	46.673	2'07.596	212.1	18'58.034
10	8.514	18.232	53.317	46.205	2'06.268	212.1	21'04.302
11	8.491	18.282	53.483	46.419	2'06.675	213.0	23'10.977
12	8.457	18.186	53.720	46.779	2'07.142	213.0	25'18.119

55 MARZATICO PAOLO							
Giro	Tratto 1	Tratto 2	Tratto 3	Tratto 4	T. Giro	km/h	Race Time
1			54.402	46.752	2'04.444		2'04.444
2	8.415	18.657	53.628	46.258	2'06.958	215.9	4'11.402
3	8.364	18.540	53.415	46.291	2'06.610	215.5	6'18.012
4	8.356	18.443	53.190	46.246	2'06.235	216.8	8'24.247
5	8.354	18.577	53.524	46.299	2'06.754	212.1	10'31.001
6	8.456	18.447	58.068	3'24.123	4'49.094 P	215.9	15'20.095

69 GUARINO ANDREA							
Giro	Tratto 1	Tratto 2	Tratto 3	Tratto 4	T. Giro	km/h	Race Time
1			1'04.351	54.898	2'29.027 P		2'29.027
2	9.425	21.605	1'03.483	54.640	2'29.153	177.9	4'58.180
3	9.447	22.828	1'04.161	54.007	2'30.443	173.1	7'28.623
4	9.385	22.848	1'02.546	53.210	2'27.989	174.5	9'56.612
5	9.379	21.344	1'03.113	52.977	2'26.813	175.6	12'23.425
6	9.354	21.252	1'02.666	53.696	2'26.968	179.4	14'50.393
7	9.371	21.289	1'02.479	53.400	2'26.539	173.6	17'16.932
8	9.408	23.420	1'05.871	54.302	2'33.001	173.1	19'49.933
9	9.492	21.722	1'04.633	53.623	2'29.470	174.5	22'19.403
10	9.527	21.423	1'04.258	52.857	2'28.065	166.9	24'47.468
11	9.364	21.593	1'03.425	53.309	2'27.691	188.5	27'15.159

74 BALDANZA FRANCESCO							
Giro	Tratto 1	Tratto 2	Tratto 3	Tratto 4	T. Giro	km/h	Race Time
1			1'03.870	55.220	2'27.771		2'27.771
2	9.368	22.175	1'03.012	55.022	2'29.577	171.2	4'57.348
3	9.246	22.433	1'03.614	55.858	2'31.151	181.2	7'28.499
4	9.862	22.879	1'03.532	54.407	2'30.680	160.3	9'59.179
5	9.302	22.384	1'03.048	54.132	2'28.866	178.5	12'28.045
6	9.447	21.807	1'04.887	55.588	2'31.729	168.2	14'59.774
7	9.232	21.674	1'02.098	54.769	2'27.773	184.3	17'27.547

8	9.341	21.894	1'04.339		53.781	2'29.355	180.9	19'56.902
9	9.213	22.567	1'03.121	54.297	2'29.198	185.2	22'26.100	
10	9.302	21.886	1'02.352	53.846	2'27.386	177.6	24'53.486	
11	9.298	22.081	1'02.942	54.403	2'28.724	183.7	27'22.210	

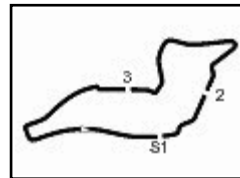
77 BUHOFFER PHILIPP							
Giro	Tratto 1	Tratto 2	Tratto 3	Tratto 4	T. Giro	km/h	Race Time
1			54.222	46.681	2'03.296		2'03.296
2	8.547	19.082	53.582	46.199	2'07.410	197.4	4'10.706
3	8.412	18.306	53.329	46.075	2'06.122	212.1	6'16.828
4	8.462	18.088	53.161	46.657	2'06.368	211.3	8'23.196
5	8.485	18.560	53.205	46.707	2'06.957	206.5	10'30.153
6	8.495	18.188	53.662	46.435	2'06.780	211.3	12'36.933
7	8.477	18.106	53.811	46.356	2'06.750	211.3	14'43.683
8	8.528	18.867	53.256	46.847	2'07.498	209.2	16'51.181
9	8.449	18.346	53.781	46.779	2'07.355	211.7	18'58.536
10	8.321	18.170	53.560	46.588	2'06.639	209.2	21'05.175
11	8.383	18.197	53.540	46.310	2'06.430	214.2	23'11.605
12	8.347	18.176	53.688	46.531	2'06.742	204.5	25'18.347

86 ROSSI DI MONTELEA CAROLINE							
Giro	Tratto 1	Tratto 2	Tratto 3	Tratto 4	T. Giro	km/h	Race Time
1			1'05.068	54.658	2'30.776		2'30.776
2	8.773	21.617	1'03.717	53.619	2'27.726	184.3	4'58.502
3	9.318	22.030	1'03.628	53.359	2'28.335	174.5	7'26.837
4	8.797	21.633	1'03.689	52.932	2'27.051	185.6	9'53.888
5	8.809	22.121	1'03.299	52.019	2'26.248	189.8	12'20.136
6	8.707	21.011	1'01.236	53.229	2'24.183	202.2	14'44.319
7	9.318	21.103	1'01.638	53.562	2'25.621	194.2	17'09.940
8	8.681	20.816	1'02.820	53.013	2'25.330	201.8	19'35.270
9	8.765	21.065	1'02.921	52.823	2'25.574	203.3	22'00.844
10	8.730	20.822	1'01.998	52.007	2'23.557	206.5	24'24.401
11	8.660	20.752	1'25.383	52.625	2'47.420	206.8	27'11.821

89 FERRARI BRUNO							
Giro	Tratto 1	Tratto 2	Tratto 3	Tratto 4	T. Giro	km/h	Race Time
1			56.473	47.095	2'06.984		2'06.984
2	8.431	18.636	54.323	47.492	2'08.882	214.6	4'15.866
3	8.483	18.083	54.055	46.794	2'07.415	213.4	6'23.281
4	8.433	18.006	54.093	46.560	2'07.092	213.4	8'30.373
5	8.387	18.730	54.186	47.125	2'08.428	215.1	10'38.801
6	8.521	18.531	54.667	47.700	2'09.419	213.0	12'48.220
7	8.444	18.683	54.056	48.345	2'09.528	214.6	14'57.748
8	8.450	18.292	54.974	47.574	2'09.290	213.8	17'07.038
9	8.465	18.260	55.496	47.212	2'09.433	213.4	19'16.471
10	8.428	18.300	55.380	47.141	2'09.249	215.1	21'25.720
11	8.442	18.142	54.616	46.428	2'07.628	213.4	23'33.348
12	8.451	18.471	54.541	46.637	2'08.100	213.4	25'41.448

90 DELEA ANGELO							
Giro	Tratto 1	Tratto 2	Tratto 3	Tratto 4	T. Giro	km/h	Race Time
1	10.230	23.659	1'04.616	55.404	2'33.909	147.0	2'33.909
2	9.390	21.986	1'04.682	53.442	2'29.500	182.4	5'03.409
3	9.402	21.888	1'02.307	52.812	2'26.409	181.2	7'29.818
4	9.396	22.516	1'03.497	52.798	2'28.207	173.4	9'58.025
5	9.305	21.184	1'28.548	56.422	2'55.459	190.5	12'53.484
6	9.607	22.256	1'02.701	53.475	2'28.039	169.0	15'21.523
7	9.532	21.611	1'03.011	53.306	2'27.460	180.9	17'48.983
8	9.443	21.133	1'01.920	52.998	2'25.494	188.8	20'14.477
9	9.483	22.750	1'01.420	53.730	2'27.383	186.8	22'41.860
10	9.483	21.214	1'02.097	1'05.015	2'37.809	188.1	25'19.669

991 TONETTI PIERRE							
Giro	Tratto 1	Tratto 2	Tratto 3	Tratto 4	T. Giro	km/h	Race Time
1			53.869	46.117	2'02.060		2'02.060
2	8.237	18.468	53.513	46.111</			



Enzo e Dino Ferrari 4.909 m

Luigi Musso Historic Gran Prix Challenge Formule Storiche - Velocità Gara 1

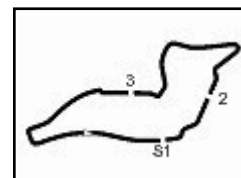
Classifica

1	991	TONETTI Pierre	Brabham BT6	Giri 12
2	53	ROSSI DI MONTELERA Manfred	Lotus 22	3.345
3	77	BUHOFER Philipp	Brabham BT6	3.573
4	89	FERRARI Bruno	Branca FJ	26.674
5	4	BURATTI Federico	Chevron B9	1 Giro
6	86	ROSSI DI MONTELERA Caroline	Brabham BT6	1 Giro
7	69	GUARINO Andrea	Lola MK2	1 Giro
8	74	BALDANZA Francesco	Brabham BT6	1 Giro
9	90	DELEA Anaelo	Brabham BT16	2 Giri
10	16	DI EGIDIO Guido	Stanquellini FJ	2 Giri
RIT	55	MARZATICO Paolo	Branca FJ	6 Giri
RIT	14	DE BALDANZA Julia	Osca FJ	11 Giri

Velocità

1	991	TONETTI Pierre	Brabham BT6	221.2
2	55	MARZATICO Paolo	Branca FJ	216.8
3	53	ROSSI DI MONTELERA Manf	Lotus 22	216.8
4	89	FERRARI Bruno	Branca FJ	215.1
5	77	BUHOFER Philipp	Brabham BT6	214.2
6	86	ROSSI DI MONTELERA Caro	Brabham BT6	206.8
7	90	DELEA Anaelo	Brabham BT16	190.5
8	69	GUARINO Andrea	Lola MK2	188.5
9	74	BALDANZA Francesco	Brabham BT6	185.2
10	4	BURATTI Federico	Chevron B9	182.1
11	16	DI EGIDIO Guido	Stanquellini FJ	156.8
12	14	DE BALDANZA Julia	Osca FJ	114.6

Tratto 1		Tratto 2		Tratto 3		Tratto 4	
1	991 TONETTI P.	1	89 FERRARI B.	1	991 TONETTI P.	1	991 TONETTI P.
2	53 ROSSI DI MONTE	2	77 BUHOFER P.	2	53 ROSSI DI MONTE	2	77 BUHOFER P.
3	77 BUHOFER P.	3	53 ROSSI DI MONTE	3	77 BUHOFER P.	3	53 ROSSI DI MONTE
4	55 MARZATICO P.	4	991 TONETTI P.	4	55 MARZATICO P.	4	55 MARZATICO P.
5	89 FERRARI B.	5	55 MARZATICO P.	5	89 FERRARI B.	5	89 FERRARI B.
6	86 ROSSI DI MONTE	6	4 BURATTI F.	6	4 BURATTI F.	6	86 ROSSI DI MONTE
7	74 BALDANZA F.	7	86 ROSSI DI MONTE	7	86 ROSSI DI MONTE	7	4 BURATTI F.
8	90 DELEA A.	8	90 DELEA A.	8	90 DELEA A.	8	90 DELEA A.
9	69 GUARINO A.	9	69 GUARINO A.	9	74 BALDANZA F.	9	69 GUARINO A.
10	4 BURATTI F.	10	74 BALDANZA F.	10	69 GUARINO A.	10	74 BALDANZA F.
11	16 DIEGIDIO G.	11	16 DIEGIDIO G.	11	16 DIEGIDIO G.	11	16 DIEGIDIO G.



Luigi Musso Historic Gran Prix

Challenge Formule Storiche - Classifica Prove di Qualificazione

Enzo e Dino Ferrari 4.909 m

Miglior Giro: = 2'05.305 - 4,909 km - Media 141,035 km/h

Num.	Conduttore	Concorrente	Scuderia	Auto	Classe	Tempo	Dist.	Rel.	Giri
1	991 TONETTI Pierre (ITA)	Tonetti Pierre		Brabham BT6	E1	2'05.305			6
2	77 BUHOFER Philipp (CH)	Buhofer Philipp		Brabham BT6	E1	2'06.290	0.985	0.985	11
3	53 ROSSI DI MONTELERA Manfredo (ITA)	Rossi Di Montelera Manfredo		Lotus 22	E1	2'06.330	1.025	0.040	7
4	89 FERRARI Bruno (ITA)	Ferrari Bruno		Branca FJ	E1	2'06.546	1.241	0.216	11
5	55 MARZATICO Paolo (ITA)	Marzatico Paolo		Branca FJ	E1	2'06.559	1.254	0.013	10
6	4 BURATTI Federico (ITA)	Buratti Federico		Chevron B9	G	2'22.531	17.226	15.972	9
7	86 ROSSI DI MONTELERA Caroline (FRA)	Rossi Di Montelera Caroline		Brabham BT6	E1	2'23.282	17.977	0.751	9
8	90 DELEGA Angelo (CH)	Delega Angelo		Brabham BT16	CF	2'23.584	18.279	0.302	8
9	69 GUARINO Andrea (ITA)	Guarino Andrea		Lola MK2	B1	2'25.450	20.145	1.866	8
10	74 BALDANZA Francesco (ITA)	Baldanza Francesco		Brabham BT6	E1	2'27.175	21.870	1.725	9
11	16 DI EGIDIO Guido (FRA)	Di Egidio Guido		Stanguellini FJ	A	2'30.899	25.594	3.724	9
12	14 DE BALDANZA Julia (UK)	De Baldanza Julia		Osca FJ	A	2'48.928	43.623	18.029	8

Umidità	88%	ARIA	13°C
Condizioni	Dry	Temp.	14°C

Direttore di Gara : Campana Giorgio

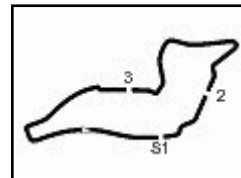
20/10/2012 Inizio 08:59 Fine 09:26

Esposta alle:

Servizio elaborazione dati e cronometraggio a cura della Federazione Italiana Cronometristi

www.ficr.it



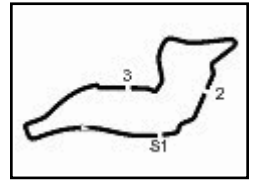


Enzo e Dino Ferrari 4.909 m

Luigi Musso Historic Gran Prix Challenge Formule Storiche - Ideal Time Prove di Qualificazione

Num. Concorrente	Auto	Tratto 1	Tratto 2	Tratto 3	Tratto 4	Ideal Time	Tempo Ufficiale	Pos.	Diff.
1 991 TONETTI P. (ITA)	Brabham BT6	8.217	18.502	52.515	45.631	2'04.865	2'05.305	1	0.440
2 53 ROSSI DI MONTELERA M. (IT)	Lotus 22	8.515	18.073	53.032	46.333	2'05.953	2'06.330	3	0.377
3 89 FERRARI B. (ITA)	Branca FJ	8.526	18.074	53.114	46.240	2'05.954	2'06.546	4	0.592
4 77 BUHOFER P. (CH)	Brabham BT6	8.576	18.148	52.978	46.502	2'06.204	2'06.290	2	0.086
5 55 MARZATICO P. (ITA)	Branca FJ	8.578	18.245	53.415	46.198	2'06.436	2'06.559	5	0.123
6 4 BURATTI F. (ITA)	Chevron B9	10.089	20.639	59.670	51.827	2'22.225	2'22.531	6	0.306
7 90 DELEGA A. (CH)	Brabham BT16	9.424	20.972	1'00.491	52.082	2'22.969	2'23.584	8	0.615
8 86 ROSSI DI MONTELERA C. (FR)	Brabham BT6	8.804	21.721	1'01.017	51.699	2'23.241	2'23.282	7	0.041
9 69 GUARINO A. (ITA)	Lola MK2	9.563	21.030	1'02.103	52.356	2'25.052	2'25.450	9	0.398
10 74 BALDANZA F. (ITA)	Brabham BT6	9.269	21.859	1'01.865	53.864	2'26.857	2'27.175	10	0.318
11 16 DI EGIDIO G. (FRA)	Stanguellini FJ	10.210	22.280	1'03.235	55.137	2'30.862	2'30.899	11	0.037
12 14 DE BALDANZA J. (UK)	Osca FJ	11.429	23.818	1'10.246	1'01.889	2'47.382	2'48.928	12	1.546
Ideal Time Assoluto		8.217	18.073	52.515	45.631	2'04.436			





Enzo e Dino Ferrari 4.909 m

Luigi Musso Historic Gran Prix

Challenge Formule Storiche - Analisi Tempi Prove di Qualificazione

4 BURATTI FEDERICO							
Giro	Tratto 1	Tratto 2	Tratto 3	Tratto 4	T. Giro	km/h	Local Time
		29.623	1'13.592	58.756		95.0	9:02'21.268
1	10.446	23.814	1'11.027	55.124	2'40.411	166.9	9:05'01.679
2	10.174	21.377	1'04.005	2'14.418	3'49.974 P	172.3	9:08'51.653
3	20.701	22.216	1'00.898	52.647	2'36.462 P	131.6	9:11'28.115
4	10.151	20.858	59.825	52.235	2'23.069	177.3	9:13'51.184
5	10.269	20.858	1'00.526	52.255	2'23.908	175.9	9:16'15.092
6	10.251	20.783	1'00.284	52.196	2'23.514	175.9	9:18'38.606
7	10.327	20.712	1'02.359	51.827	2'25.225	175.3	9:21'03.831
8	10.089	20.639	59.670	52.133	2'22.531	179.7	9:23'26.362
9	10.157	20.680			2'22.965	178.2	9:25'49.327

14 DE BALDANZA JULIA							
Giro	Tratto 1	Tratto 2	Tratto 3	Tratto 4	T. Giro	km/h	Local Time
		31.192	1'17.116	1'05.071		78.1	9:02'34.932
1	11.632	24.685	1'12.098	1'02.747	2'51.162	140.3	9:05'26.094
2	12.316	24.780	1'13.780	1'01.889	2'52.765	127.3	9:08'18.859
3	11.682	23.818	1'11.232	1'02.266	2'48.998	133.2	9:11'07.857
4	11.695	24.463	1'10.835	1'01.935	2'48.928	128.5	9:13'56.785
5	11.754	24.297	1'11.450	1'02.178	2'49.679	140.1	9:16'46.464
6	11.429	24.600	1'11.913	1'02.768	2'50.710	135.2	9:19'37.174
7	11.837	24.291	1'10.246	1'02.573	2'48.947	135.7	9:22'26.121
8	11.881	25.514			2'50.721	133.1	9:25'16.842

16 DI EGIDIO GUIDO							
Giro	Tratto 1	Tratto 2	Tratto 3	Tratto 4	T. Giro	km/h	Local Time
		31.036	1'16.720	1'02.984		85.2	9:02'33.553
1	10.456	22.335	1'06.507	1'01.258	2'40.556	155.9	9:05'14.109
2	11.182	23.442	1'07.230	58.434	2'40.288	137.8	9:07'54.397
3	10.739	23.350	1'05.755	55.829	2'35.673	141.0	9:10'30.070
4	10.326	22.987	1'06.004	56.123	2'35.440	154.1	9:13'05.510
5	10.548	22.837	1'04.398	57.048	2'34.831	157.9	9:15'40.341
6	10.210	22.607	1'04.711	56.022	2'33.550	165.9	9:18'13.891
7	10.558	22.613	1'03.503	55.610	2'32.284	163.2	9:20'46.175
8	10.247	22.280	1'03.235	55.137	2'30.899	166.4	9:23'17.074
9	10.508	23.274			2'34.136	158.4	9:25'51.210

53 ROSSI DI MONTELEA MANFREDO							
Giro	Tratto 1	Tratto 2	Tratto 3	Tratto 4	T. Giro	km/h	Local Time
		22.220	55.881	48.157		124.8	9:01'37.172
1	8.546	18.297	55.366	51.065	2'13.274	211.3	9:03'50.446
2	8.704	18.855	53.332	46.412	2'07.303	203.7	9:05'57.749
3	8.577	18.499	53.130	46.500	2'06.706	210.9	9:08'04.455
4	8.517	18.200	54.087	46.617	2'07.421	211.3	9:10'11.876
5	8.515	18.073	55.642	46.980	2'09.210	209.2	9:12'21.086
6	8.573	18.462	53.714	46.889	2'07.638	206.1	9:14'28.724
7	8.675	18.290	53.032	46.333	2'06.330	207.6	9:16'35.054

55 MARZATICO PAOLO							
Giro	Tratto 1	Tratto 2	Tratto 3	Tratto 4	T. Giro	km/h	Local Time
		24.885	1'02.707	52.632		104.8	9:01'58.042
1	9.241	21.068	57.516	48.407	2'16.232	158.2	9:04'14.274
2	8.739	18.942	54.642	46.891	2'09.214	206.5	9:06'23.488
3	8.737	18.598	54.227	46.725	2'08.287	208.4	9:08'31.775
4	8.713	18.549	54.249	46.723	2'08.234	207.2	9:10'40.009
5	8.690	18.728	56.423	2'30.188	3'54.029 P	206.5	9:14'34.038
6	21.554	19.840	55.579	48.805	2'25.778 P	145.6	9:16'59.816
7	8.781	18.470	53.718	46.527	2'07.496	206.8	9:19'07.312
8	8.701	18.245	53.415	46.198	2'06.559	209.7	9:21'13.871
9	8.619	18.572	53.740	46.589	2'07.520	210.1	9:23'21.391
10	8.578	18.754			2'06.584	209.7	9:25'27.975

69 GUARINO ANDREA							
Giro	Tratto 1	Tratto 2	Tratto 3	Tratto 4	T. Giro	km/h	Local Time
		31.969	1'16.826	57.574		93.2	9:02'22.785
1	9.793	23.537	1'06.524	55.790	2'35.644	168.5	9:04'58.429
2	9.774	24.481	1'03.961	2'18.728	3'56.944 P	160.3	9:08'55.373
3	19.948	23.160	1'04.677	53.691	2'41.476 P	130.7	9:11'36.849
4	9.651	21.483	1'03.296	54.079	2'28.509	177.1	9:14'05.358
5	9.577	21.796	1'02.938	53.476	2'27.787	181.2	9:16'33.145
6	9.639	23.055	1'08.696	53.066	2'34.456	176.5	9:19'07.601
7	9.606	21.385	1'02.103	52.356	2'25.450	180.6	9:21'33.051
8	9.563	21.030	1'02.242	58.993	2'31.828	179.1	9:24'04.879

74 BALDANZA FRANCESCO							
Giro	Tratto 1	Tratto 2	Tratto 3	Tratto 4	T. Giro	km/h	Local Time
		29.702	1'07.975	58.720		94.5	9:02'13.663

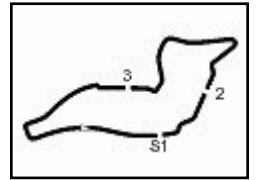
1	9.705	23.460	1'07.089	55.120	2'35.374	162.7	9:04'49.037
2	9.460	22.526	1'03.690	56.779	2'32.455	168.5	9:07'21.492
3	9.474	22.139	1'04.004	57.005	2'32.622	178.5	9:09'54.114
4	9.879	22.395	1'06.197	54.464	2'32.935	150.7	9:12'27.049
5	9.367	22.903	1'02.696	54.869	2'29.835	166.2	9:14'56.884
6	9.423	22.311	1'02.570	54.454	2'28.758	174.8	9:17'25.642
7	9.269	22.177	1'01.865	53.864	2'27.175	178.8	9:19'52.817
8	9.272	21.859	1'02.406	57.991	2'23.528	186.5	9:22'24.345
9	9.332	21.933	1'02.099	54.244	2'27.608	175.0	9:24'51.953

77 BUHOFFER PHILIPP							
Giro	Tratto 1	Tratto 2	Tratto 3	Tratto 4	T. Giro	km/h	Local Time
		25.385	1'03.433	51.622		107.1	9:01'36.434
1	8.749	18.401	53.763	46.637	2'07.550	204.9	9:03'43.984
2	8.710	18.678	52.978	46.766	2'07.132	205.7	9:05'51.116
3	8.690	18.192	54.693	48.976	2'10.551	206.5	9:08'01.667
4	8.752	19.167	54.604	46.832	2'09.355	190.1	9:10'11.022
5	8.774	18.226	55.898	48.340	2'11.238	197.8	9:12'22.260
6	8.870	20.217	53.794	48.486	2'11.367	179.4	9:14'33.627
7	8.717	18.501	53.212	47.199	2'07.629	206.8	9:16'41.256
8	8.576	18.952	55.534	47.679	2'10.741	204.5	9:18'51.997
9	8.641	18.255	53.039	46.502	2'06.437	206.8	9:20'58.434
10	8.644	18.148	57.962	48.539	2'13.293	207.2	9:23'11.727
11	8.685	18.382			2'06.290	205.3	9:25'18.017

86 ROSSI DI MONTELEA CAROLINE							
Giro	Tratto 1	Tratto 2	Tratto 3	Tratto 4	T. Giro	km/h	Local Time
		27.808	1'13.558	56.895		101.4	9:02'24.363
1	9.719	23.702	1'08.031	52.942	2'34.394	181.5	9:04'58.757
2	9.549	23.593	1'03.187	51.825	2'28.154	169.8	9:07'26.911
3	9.013	22.092	1'02.749	52.704	2'26.558	186.5	9:09'53.469
4	9.391	22.380	1'29.140	53.997	2'54.908	167.5	9:12'48.377
5	9.437	21.838	1'01.278	1'09.292	2'41.845	172.0	9:15'30.222
6	9.074	22.632	1'01.133	53.283	2'26.122	183.0	9:17'56.344
7	8.971	21.721	1'01.665	51.927	2'24.284	184.6	9:20'20.628
8	8.804	21.762	1'01.017	51.699	2'23.282	192.1	9:22'43.910
9	8.832	22.039			2'23.873	189.1	9:25'07.783

89 FERRARI BRUNO							
Giro	Tratto 1	Tratto 2	Tratto 3	Tratto 4	T. Giro	km/h	Local Time
		25.381	1'03.894	50.989		111.5	9:01'35.540
1	8.676	19.256	55.644	46.764	2'10.340	207.2	9:03'45.880
2	8.655	18.872	55.019	47.036	2'09.582	209.7	9:05'55.462
3	8.626	18.407	53.864	47.100	2'08.036	209.7	9:08'03.498
4	8.585	18.713	54.249	46.824	2'08.371	209.7	9:10'11.869
5	8.606	18.422	56.226	47.445	2'10.699	208.0	9:12'22.568
6	8.526	19.151	53.114	46.732	2'07.523	196.3	9:14'30.091
7	8.546	18.448	53.873	47.489	2'08.356	210.1	9:16'38.447
8	8.536	19.402	53.872	47.165	2'08.975	212.5	9:18'47.422
9	8.653	18.326	54.153	46.788	2'07.920	208.8	9:20'55.342
10	8.633	18.184	53.489	46.240	2'06.546	208.8	9:23'01.888
11	8.646	18.074			2'07.341	207.6	9:25'09.229

90 DELEGA ANGELO							
Giro	Tratto 1	Tratto 2	Tratto 3	Tratto 4	T. Giro	km/h	Local Time
		24.710	1'09.375	57.781		109.5	9:02'02.018
1	10.005	22.673	1'24.878	58.067	2'55.623	155.9	9:04'57.641
2	9.770	24.533	1'07.270	53.226	2'34.799	162.4	9:07'32.440
3	9.665	22.092	1'03.812	2'49.704	4'25.273 P	180.9	9:11'57.713
4	20.036	22.143	1'01.773	53.512	2'37.464 P	131.1	9:14'35.177
5	9.560	21.420	1'01.432	52.790	2'25.202	184.0	9:17'00.379
6	9.424	20.972	1'01.106	52.082	2'23.584	188.8	9:19'23.963
7							



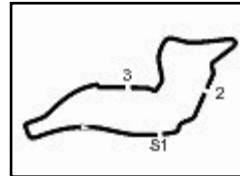
Enzo e Dino Ferrari 4.909 m

Luigi Musso Historic Gran Prix

Challenge Formule Storiche - Contagiri Gara 1

		Giro											
		1	2	3	4	5	6	7	8	9	10	11	12
Pos.	1	991	991	991	991	991	991	991	991	991	991	991	991
	2	77	53	77	77	77	77	77	53	53	53	53	53
	3	53	77	53	53	53	53	53	77	77	77	77	77
	4	55	55	55	55	55	89	89	89	89	89	89	89
	5	89	89	89	89	89	4	4	4	4	4	4	4
	6	4	4	4	4	4	86	86	86	86	86	86	86
	7	74	74	86	86	86	69	69	69	69	69	69	69
	8	69	69	74	69	69	74	74	74	74	74	74	74
	9	86	86	69	90	74	55	90	90	90	90	90	90
	10	90	90	90	74	90	90	16	16	16	16	16	16
	11	16	16	16	16	16	16						
	12	14											





Enzo e Dino Ferrari 4.909 m

Luigi Musso Historic Gran Prix Challenge Formule Storiche - Velocità Gara 2

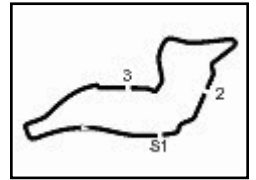
Classifica

1	991	TONETTI Pierre	Brabham BT6	Giri 12
2	77	BUHOFER Phillip	Brabham BT6	4.801
3	53	ROSSI DI MONTELERA Manfredo	Lotus 22	5.283
4	90	DELEA Anelo	Brabham BT16	1 Giro
5	86	ROSSI DI MONTELERA Caroline	Brabham BT6	1 Giro
6	69	GUARINO Andrea	Lola MK2	1 Giro
7	74	BALDANZA Francesco	Brabham BT6	1 Giro
8	89	FERRARI Bruno	Branca FJ	2 Giri
9	16	DI EGIDIO Guido	Stanquellini FJ	2 Giri
RIT	4	BURATTI Federico	Chevron B9	10 Giri
NP	14	DE BALDANZA Julia	Osca FJ	
NP	55	MARZATICO Paolo	Branca FJ	

Velocità

1	991	TONETTI Pierre	Brabham BT6	218.5
2	77	BUHOFER Phillip	Brabham BT6	215.1
3	89	FERRARI Bruno	Branca FJ	214.6
4	53	ROSSI DI MONTELERA Manf	Lotus 22	213.0
5	86	ROSSI DI MONTELERA Caro	Brabham BT6	206.8
6	74	BALDANZA Francesco	Brabham BT6	194.2
7	69	GUARINO Andrea	Lola MK2	188.1
8	90	DELEA Anelo	Brabham BT16	188.1
9	4	BURATTI Federico	Chevron B9	182.7
10	16	DI EGIDIO Guido	Stanquellini FJ	157.7

Tratto 1		Tratto 2		Tratto 3		Tratto 4									
1	991	TONETTI P.	8.188	1	53	ROSSI DI MONTE	18.085	1	77	BUHOFER P.	52.675	1	991	TONETTI P.	45.619
2	77	BUHOFER P.	8.313	2	89	FERRARI B.	18.137	2	53	ROSSI DI MONTE	52.733	2	53	ROSSI DI MONTE	46.080
3	53	ROSSI DI MONTE	8.324	3	77	BUHOFER P.	18.145	3	991	TONETTI P.	52.852	3	77	BUHOFER P.	46.261
4	89	FERRARI B.	8.397	4	991	TONETTI P.	18.355	4	89	FERRARI B.	53.874	4	89	FERRARI B.	46.551
5	86	ROSSI DI MONTE	8.646	5	90	DELEA A.	20.599	5	4	BURATTI F.	59.475	5	86	ROSSI DI MONTE	51.966
6	74	BALDANZA F.	9.164	6	4	BURATTI F.	20.732	6	90	DELEA A.	1'00.128	6	69	GUARINO A.	52.016
7	69	GUARINO A.	9.342	7	86	ROSSI DI MONTE	20.750	7	86	ROSSI DI MONTE	1'00.501	7	4	BURATTI F.	52.091
8	90	DELEA A.	9.491	8	69	GUARINO A.	20.794	8	74	BALDANZA F.	1'00.711	8	90	DELEA A.	52.143
9	4	BURATTI F.	9.954	9	74	BALDANZA F.	21.209	9	69	GUARINO A.	1'00.981	9	74	BALDANZA F.	53.096
10	16	DI EGIDIO G.	10.905	10	16	DI EGIDIO G.	22.591	10	16	DI EGIDIO G.	1'05.443	10	16	DI EGIDIO G.	56.547



Enzo e Dino Ferrari 4.909 m

Luigi Musso Historic Gran Prix

Challenge Formule Storiche - Classifica di Classe Gara 2

Classe A

Giri 10 = 49,090 km - Media 111,326 km/h - Tempo di gara 26'27.445

Num.	Conduttore	Concorrente	Scuderia	Auto	Giri	Tempo	Dist.	Rel.	Giro Veloce
1	16 DI EGIDIO Guido (FRA)	Di Egidio Guido		Stanguellini FJ	10	26'27.445			8 2'36.008
----- Non Classificati: -----									
NP	14 DE BALDANZA Julia (UK)	De Baldanza Julia		Osca FJ					

Partenti:: 2 Non Partiti:: 1 Ritirati:: 0 Non Classificati:: 0 Classificati:: 1 Esclusi:: 0
 Giro Veloce N. 8 Num. 16 Guido Di Egidio Tempo 2'36.008 Media. 113,279 Km/h

Classe B1

Giri 11 = 53,999 km - Media 119,697 km/h - Tempo di gara 27'04.065

Num.	Conduttore	Concorrente	Scuderia	Auto	Giri	Tempo	Dist.	Rel.	Giro Veloce
1	69 GUARINO Andrea (ITA)	Guarino Andrea		Lola MK2	11	27'04.065			9 2'23.622
----- Non Classificati: -----									
Partenti:: 1 Non Partiti:: 0 Ritirati:: 0 Non Classificati:: 0 Classificati:: 1 Esclusi:: 0									
Giro Veloce N. 9 Num. 69 Andrea Guarino Tempo 2'23.622 Media. 123,048 Km/h									

Classe F

Giri 11 = 53,999 km - Media 120,935 km/h - Tempo di gara 26'47.448

Num.	Conduttore	Concorrente	Scuderia	Auto	Giri	Tempo	Dist.	Rel.	Giro Veloce
1	90 DELEA Angelo (CH)	Delea Angelo		Brabham BT16	11	26'47.448			2 2'22.811
----- Non Classificati: -----									
Partenti:: 1 Non Partiti:: 0 Ritirati:: 0 Non Classificati:: 0 Classificati:: 1 Esclusi:: 0									
Giro Veloce N. 2 Num. 90 Angelo Delea Tempo 2'22.811 Media. 123,747 Km/h									

Classe E1

Giri 12 = 58,908 km - Media 139,480 km/h - Tempo di gara 25'20.425

Num.	Conduttore	Concorrente	Scuderia	Auto	Giri	Tempo	Dist.	Rel.	Giro Veloce
1	991 TONETTI Pierre (ITA)	Tonetti Pierre		Brabham BT6	12	25'20.425			5 2'05.631
2	77 BUHOFFER Philipp (CH)	Buhofer Philipp		Brabham BT6	12	25'25.226	4.801	4.801	11 2'06.074
3	53 ROSSI DI MONTELERA Manfredo (ITA)	Rossi Di Montelera Manfredo		Lotus 22	12	25'25.708	5.283	0.482	5 2'06.028
4	86 ROSSI DI MONTELERA Caroline (FRA)	Rossi Di Montelera Caroline		Brabham BT6	11	26'53.236	1 Giro	1 Giro	9 2'22.008
5	74 BALDANZA Francesco (ITA)	Baldanza Francesco		Brabham BT6	11	27'13.298	1 Giro	20.062	10 2'24.548
6	89 FERRARI Bruno (ITA)	Ferrari Bruno		Branca FJ	10	21'34.486	2 Giri	1 Giro	7 2'07.795
----- Non Classificati: -----									
NP	55 MARZATICO Paolo (ITA)	Marzatico Paolo		Branca FJ					

Partenti:: 7 Non Partiti:: 1 Ritirati:: 0 Non Classificati:: 0 Classificati:: 6 Esclusi:: 0
 Giro Veloce N. 5 Num. 991 Pierre Tonetti Tempo 2'05.631 Media. 140,669 Km/h

Classe G

Giri 2 = 9,818 km - Media 23,247 km/h - Tempo di gara 4'51.115

Num.	Conduttore	Concorrente	Scuderia	Auto	Giri	Tempo	Dist.	Rel.	Giro Veloce
----- Non Classificati: -----									
RIT	4 BURATTI Federico (ITA)	Buratti Federico		Chevron B9	2	4'51.115			2 2'22.252
Partenti:: 1 Non Partiti:: 0 Ritirati:: 1 Non Classificati:: 0 Classificati:: 0 Esclusi:: 0									
Giro Veloce N. 2 Num. 4 Federico Buratti 2 Tempo 2'22.252 Media. 124,233 Km/h									

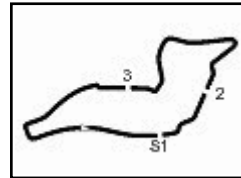
Umidità	67%	ARIA	19°C
Condizioni	Dry	Temp.	30°C

Direttore di Gara : Campana Giorgio

21/10/2012 Inizio 14:22 Fine 14:50

Esposta alle:





Enzo e Dino Ferrari 4.909 m

Luigi Musso Historic Gran Prix Challenge Formule Storiche - Classifica Gara 2

Giri 12 = 58,908 km - Media 139,480 km/h - Tempo di gara 25'20.425

Num.	Conducente	Concorrente	Scuderia	Auto	Classe	Giri	Tempo	Dist.	Rel.	Giro Veloce
1	991 TONETTI Pierre (ITA)	Tonetti Pierre		Brabham BT6	E1	12	25'20.425			5 2'05.631
2	77 BUHOFFER Philipp (CH)	Buhofer Philipp		Brabham BT6	E1	12	25'25.226	4.801	4.801	11 2'06.074
3	53 ROSSI DI MONTELERA Manfredo (ITA)	Rossi Di Montelera Manfredo		Lotus 22	E1	12	25'25.708	5.283	0.482	5 2'06.028
4	90 DELEA Angelo (CH)	Delea Angelo		Brabham BT16	CF	11	26'47.448	1 Giro	1 Giro	2 2'22.811
5	86 ROSSI DI MONTELERA Caroline (FRA)	Rossi Di Montelera Caroline		Brabham BT6	E1	11	26'53.236	1 Giro	5.788	9 2'22.008
6	69 GUARINO Andrea (ITA)	Guarino Andrea		Lola MK2	B1	11	27'04.065	1 Giro	10.829	9 2'23.622
7	74 BALDANZA Francesco (ITA)	Baldanza Francesco		Brabham BT6	E1	11	27'13.298	1 Giro	9.233	10 2'24.548
8	89 FERRARI Bruno (ITA)	Ferrari Bruno		Branca FJ	E1	10	21'34.486	2 Giri	1 Giro	7 2'07.795
9	16 DI EGIDIO Guido (FRA)	Di Egidio Guido		Stanguellini FJ	A	10	26'27.445	2 Giri	4'52.959	8 2'36.008
----- Non Classificati: -----										
RIT	4 BURATTI Federico (ITA)	Buratti Federico		Chevron B9	G	2	4'51.115	10 Giri		2 2'22.252
NP	55 MARZATICO Paolo (ITA)	Marzatico Paolo		Branca FJ	E1					
NP	14 DE BALDANZA Julia (UK)	De Baldanza Julia		Osca FJ	A					

Partenti:: 12 Non Partiti:: 2 Ritirati:: 1 Non Classificati:: 0 Classificati:: 9 Esclusi:: 0

Giro Veloce N. 5 Num. 991 Pierre Tonetti Tempo 2'05.631 Media. 140,669 Km/h

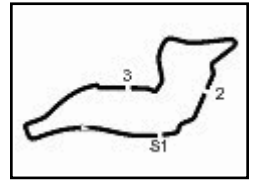
Umidità	67%	ARIA	19°C
Condizioni	Dry	Temp.	30°C

Direttore di Gara : Campana Giorgio

21/10/2012 Inizio 14:22 Fine 14:50

Esposta alle:





Enzo e Dino Ferrari 4.909 m

Luigi Musso Historic Gran Prix

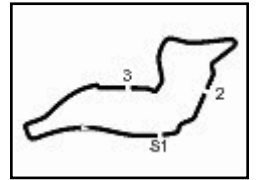
Challenge Formule Storiche - Griglia di Partenza Gara 2

Durata: 25'

14	DE BALDANZA J. Osca FJ	2'48.928	16	DI EGIDIO G. Stanguellini FJ	2'30.899	6
74	BALDANZA F. Brabham BT6	2'27.175	69	GUARINO A. Lola MK2	2'25.450	5
90	DELEGA A. Brabham BT16	2'23.584	86	ROSSI DI MONTELERA C. Brabham BT6	2'23.282	4
4	BURATTI F. Chevron B9	2'22.531	55	MARZATICO P. Branca FJ	2'06.559	3
89	FERRARI B. Branca FJ	2'06.546	53	ROSSI DI MONTELERA M. Lotus 22	2'06.330	2
77	BUHOFFER P. Brabham BT6	2'06.290	991	TONETTI P. Brabham BT6	2'05.305	1

Partenza 21/10/2012 ore 14.10
Partenza da fermo



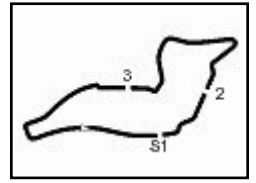


Enzo e Dino Ferrari 4.909 m

Luigi Musso Historic Gran Prix Challenge Formule Storiche - Ideal Time Gara 2

Num.	Concorrente	Auto	Tratto 1	Tratto 2	Tratto 3	Tratto 4	Ideal Time	Tempo Ufficiale	Pos.	Diff.
1	991 TONETTI P. (ITA)	Brabham BT6	8.188	18.355	52.852	45.619	2'05.014	2'05.631	1	0.617
2	53 ROSSI DI MONTELERA M. (IT)	Lotus 22	8.324	18.085	52.733	46.080	2'05.222	2'06.028	2	0.806
3	77 BUHOFER P. (CH)	Brabham BT6	8.313	18.145	52.675	46.261	2'05.394	2'06.074	3	0.680
4	89 FERRARI B. (ITA)	Branca FJ	8.397	18.137	53.874	46.551	2'06.959	2'07.795	4	0.836
5	86 ROSSI DI MONTELERA C. (FR)	Brabham BT6	8.646	20.750	1'00.501	51.966	2'21.863	2'22.008	5	0.145
6	4 BURATTI F. (ITA)	Chevron B9	9.954	20.732	59.475	52.091	2'22.252	2'22.252	6	0.000
7	90 DELEA A. (CH)	Brabham BT16	9.491	20.599	1'00.128	52.143	2'22.361	2'22.811	7	0.450
8	69 GUARINO A. (ITA)	Lola MK2	9.342	20.794	1'00.981	52.016	2'23.133	2'23.622	8	0.489
9	74 BALDANZA F. (ITA)	Brabham BT6	9.164	21.209	1'00.711	53.096	2'24.180	2'24.548	9	0.368
10	16 DI EGIDIO G. (FRA)	Stanguellini FJ	10.905	22.591	1'05.443	56.547	2'35.486	2'36.008	10	0.522
Ideal Time Assoluto			8.188	18.085	52.675	45.619	2'04.567			





Luigi Musso Historic Gran Prix

Challenge Formule Storiche - Analisi Tempi Gara 2

Enzo e Dino Ferrari 4.909 m

4 BURATTI FEDERICO							
Giro	Tratto 1	Tratto 2	Tratto 3	Tratto 4	T. Giro	km/h	Race Time
1	14.004	22.149	59.723	52.987	2'28.863	135.4	2'28.863
2	9.954	20.732	59.475	52.091	2'22.252	182.7	4'51.115

16 DI EGIDIO GUIDO							
Giro	Tratto 1	Tratto 2	Tratto 3	Tratto 4	T. Giro	km/h	Race Time
1	15.172	23.705	1'07.116	56.927	2'42.920	137.5	2'42.920
2	10.905	22.976	1'05.755	56.807	2'36.443	157.7	5'19.363
3	10.996	23.489	1'06.059	57.154	2'37.698	153.0	7'57.061
4	11.224	23.116	1'05.918	57.082	2'37.340	155.2	10'34.401
5	11.957	23.351	1'05.840	57.330	2'38.478	136.9	13'12.879
6	11.681	23.139	1'06.535	57.236	2'38.591	148.6	15'51.470
7	12.076	23.472	1'05.677	57.162	2'38.387	143.5	18'29.857
8	11.315	22.591	1'05.555	56.547	2'36.008	155.2	21'05.865
9	12.006	25.067	1'05.443	57.769	2'40.285	138.7	23'46.150
10	11.825	24.022	1'07.616	57.832	2'41.295	139.9	26'27.445

53 ROSSI DI MONTELEA MANFREDO							
Giro	Tratto 1	Tratto 2	Tratto 3	Tratto 4	T. Giro	km/h	Race Time
1	11.241	19.264	53.753	46.704	2'10.962	152.6	2'10.962
2	8.479	18.401	53.839	46.541	2'07.260	207.6	4'18.222
3	8.370	18.570	53.651	47.166	2'07.757	203.7	6'25.979
4	8.349	18.295	53.653	46.281	2'06.578	204.9	8'32.557
5	8.324	18.239	52.887	46.578	2'06.028	213.0	10'38.585
6	8.465	18.445	53.044	46.426	2'06.380	210.1	12'44.965
7	8.482	18.162	53.191	46.910	2'06.745	212.5	14'51.710
8	8.490	18.458	53.526	46.904	2'07.378	212.5	16'59.088
9	8.506	18.177	53.231	46.469	2'06.383	211.7	19'05.471
10	8.505	18.085	53.525	46.466	2'06.581	211.3	21'12.052
11	8.487	18.815	52.733	46.674	2'06.709	211.3	23'18.761
12	8.543	18.596	53.728	46.080	2'06.947	209.7	25'25.708

69 GUARINO ANDREA							
Giro	Tratto 1	Tratto 2	Tratto 3	Tratto 4	T. Giro	km/h	Race Time
1	13.807	23.165	1'03.519	55.183	2'35.674	142.3	2'35.674
2	9.589	21.929	1'03.445	54.465	2'29.428	181.2	5'05.102
3	9.611	22.437	1'04.207	54.419	2'30.674	170.4	7'35.776
4	9.545	21.656	1'03.449	54.491	2'29.141	177.3	10'04.917
5	9.487	21.596	1'02.576	53.313	2'26.972	169.8	12'31.889
6	9.417	21.152	1'02.572	54.774	2'27.915	184.6	14'59.804
7	9.448	21.027	1'01.870	52.016	2'24.361	175.9	17'24.165
8	9.342	20.880	1'01.293	53.318	2'24.833	188.1	19'48.998
9	9.347	20.794	1'00.981	52.500	2'23.622	186.8	22'12.620
10	9.412	20.969	1'01.881	52.750	2'25.012	182.4	24'37.632
11	9.532	21.468	1'01.924	53.509	2'26.433	165.7	27'04.065

74 BALDANZA FRANCESCO							
Giro	Tratto 1	Tratto 2	Tratto 3	Tratto 4	T. Giro	km/h	Race Time
1	13.626	22.082	1'02.134	53.577	2'31.419	142.9	2'31.419
2	9.258	21.317	1'02.513	54.111	2'27.199	186.2	4'58.618
3	9.558	21.909	1'01.222	53.096	2'25.785	176.5	7'24.403
4	9.222	21.209	1'01.341	55.011	2'26.783	184.9	9'51.186
5	9.381	21.309	1'01.893	54.079	2'26.662	192.1	12'17.848
6	9.270	21.823	1'01.329	54.726	2'27.148	194.2	14'44.996
7	9.794	21.623	1'02.759	53.169	2'27.345	165.2	17'12.341
8	9.164	21.545	1'01.169	53.299	2'25.177	186.5	19'37.518
9	9.240	21.747	1'01.174	53.249	2'25.410	184.3	22'02.928
10	9.172	21.210	1'00.711	53.455	2'24.548	185.6	24'27.476
11	9.395	21.401	1'01.728	1'13.298	2'45.822	176.5	27'13.298

77 BUHOFFER PHILIPP							
Giro	Tratto 1	Tratto 2	Tratto 3	Tratto 4	T. Giro	km/h	Race Time
1			53.382	47.212	2'10.311		2'10.311
2	8.583	18.768	53.545	46.640	2'07.536	199.2	4'17.847
3	8.470	18.689	53.470	47.228	2'07.857	194.9	6'25.704
4	8.408	18.414	53.290	46.587	2'06.699	212.1	8'32.403
5	8.455	18.737	53.171	46.305	2'06.668	209.7	10'39.071
6	8.354	18.495	53.052	46.631	2'06.532	205.7	12'45.603
7	8.313	18.435	53.505	46.864	2'07.117	215.1	14'52.720
8	8.351	18.418	54.108	46.399	2'07.276	213.0	16'59.996
9	8.381	18.234	53.436	46.610	2'06.661	206.1	19'06.657
10	8.390	18.145	53.187	46.394	2'06.116	210.5	21'12.773
11	8.372	18.766	52.675	46.261	2'06.074	200.3	23'18.847
12	8.442	18.454	53.006	46.477	2'06.379	210.5	25'25.226

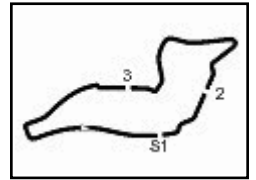
86 ROSSI DI MONTELEA CAROLINE							
Giro	Tratto 1	Tratto 2	Tratto 3	Tratto 4	T. Giro	km/h	Race Time

1	14.290	23.126	1'03.573	54.914	2'35.903	139.0	2'35.903
2	9.067	21.423	1'00.546	51.966	2'23.002	194.2	4'58.905
3	8.799	21.571	1'00.866	52.222	2'23.458	192.5	7'22.363
4	8.834	21.160	1'00.605	1'10.948	2'41.547	188.1	10'03.910
5	8.831	21.715	1'01.481	52.626	2'24.653	193.2	12'28.563
6	8.762	21.164	1'01.165	53.329	2'24.420	198.5	14'52.983
7	8.868	21.309	1'01.352	53.789	2'25.318	187.5	17'18.301
8	9.106	21.207	1'01.249	52.655	2'24.217	200.0	19'42.518
9	8.646	20.750	1'00.501	52.111	2'22.008	206.8	22'04.526
10	8.686	21.058	1'00.951	52.525	2'23.220	205.7	24'27.746
11	8.738	21.281	1'01.541	53.930	2'25.490	193.9	26'53.236

89 FERRARI BRUNO							
Giro	Tratto 1	Tratto 2	Tratto 3	Tratto 4	T. Giro	km/h	Race Time
1	11.137	19.211	54.385	46.983	2'11.716		2'11.716
2	8.397	18.672	53.874	54.763	2'15.706	214.6	4'27.422
3	8.912	18.660	53.891	47.313	2'08.776	197.8	6'36.198
4	8.565	18.502	54.528	46.743	2'08.338	212.1	8'44.536
5	8.555	18.270	53.925	47.280	2'08.330	210.9	10'52.566
6	8.573	18.483	54.746	46.618	2'08.420	211.3	13'00.986
7	8.538	18.137	53.939	47.181	2'07.795	211.7	15'08.781
8	8.522	18.365	54.273	47.399	2'08.559	211.3	17'17.340
9	8.460	18.541	55.074	47.214	2'09.289	214.2	19'26.629
10	8.528	18.644	54.134	46.551	2'07.857	211.3	21'34.486

90 DELEA ANGELO							
Giro	Tratto 1	Tratto 2	Tratto 3	Tratto 4	T. Giro	km/h	Race Time
1	13.126	21.494	1'00.759	52.392	2'27.771	147.8	2'27.771
2	9.500	20.803	1'00.365	52.143	2'22.811	188.1	4'50.582
3	9.553	21.645	1'00.128	52.909	2'24.235	184.3	7'14.817
4	9.853	21.593	1'01.675	1'06.136	2'39.257	184.3	9'54.074
5	9.945	21.505	1'01.466	53.397	2'26.313	169.0	12'20.387
6	9.536	20.690	1'00.848	52.916	2'23.990	184.9	14'44.377
7	9.673	20.737	1'01.683	52.532	2'24.625	185.2	17'09.002
8	9.501	21.537	1'01.785	52.478	2'25.301	184.3	19'34.303
9	9.491	20.599	1'01.188	52.710	2'23.988	187.8	21'58.291
10	9.521	21.246	1'01.939	52.588	2'25.294	184.0	24'23.585
11	9.560	20.952	1'00.714	52.637	2'23.863	186.2	26'47.448

991 TONETTI PIERRE							
Giro	Tratto 1	Tratto 2	Tratto 3	Tratto 4	T. Giro	km/h	Race Time
1	10.395	19.417	53.398	47.038	2'10.248		2'10.248
2	8.343	18.767	53.275	46.376	2'06.761	215.9	4'17.009
3	8.340	18.924	53.817	46.921	2'08.002	214.6	6'25.011
4	8.328	18.476	53.135	46.387	2'06.326	215.5	8'31.337
5	8.278	18.355	53.379	45.619	2'05.631	214.6	10'36.968
6	8.233	18.529	52.852	46.075	2'05.689	206.8	12'42.657
7	8.197	18.412	53.436	46.121	2'06.166	218.5	14'48.823
8	8.188	18.804	53.271	46.253	2'06.516	207.6	16'55.339
9	8.217	18.632	53.329	46.395	2'06.573	212.1	19'01.912
10	8.208	18.595	52.963	45.965	2'05.731		



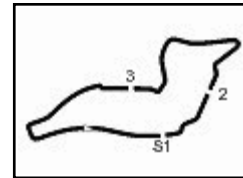
Enzo e Dino Ferrari 4.909 m

Luigi Musso Historic Gran Prix

Challenge Formule Storiche - Contagiri Gara 2

		Giro												
		1	2	3	4	5	6	7	8	9	10	11	12	
Pos.	1	991	991	991	991	991	991	991	991	991	991	991	991	991
	2	77	77	77	77	53	53	53	53	53	53	53	53	77
	3	53	53	53	53	77	77	77	77	77	77	77	77	53
	4	89	89	89	89	89	89	89	89	89	89	89	90	
	5	90	90	90	74	74	90	90	90	90	90	90	86	
	6	4	4	86	90	90	74	74	74	74	74	69		
	7	74	74	74	86	86	86	86	86	86	86	86	74	
	8	69	86	69	69	69	69	69	69	69	69	69		
	9	86	69	16	16	16	16	16	16	16	16			
	10	16	16											





Enzo e Dino Ferrari 4.909 m

Luigi Musso Historic Gran Prix

Alfa Revival Cup - Velocità Prove di Qualificazione

Miglior Giro:

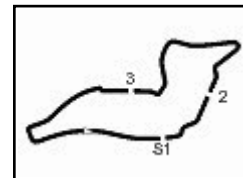
1	22 FURIANI A.	Giulia GTA 1600	2'13.283
2	89 RIZZO S.	GTAM	2'14.264
3	95 GEISSLER F.	GTAM 1750	2'15.796
4	84 PRALLER P.	Giulia Super	2'16.231
5	47 BUCCI R.	Giulia GT Junior 1300	2'16.704
6	106 BARRACO/CHIARAMONTE BOR	Giulia GTA 1600	2'17.579
7	97 MORTEO A.	GTAM 1750	2'18.350
8	39 RITWEGER A.	Giulia GTA 1600	2'18.375
9	48 SORDI/ROKKOS	Giulia GT Junior 1300	2'19.303
10	94 RODER M.	GTAM 1750	2'19.585
11	99 BENUSIGLIO/CO	GTAM	2'20.572
12	43 KOERBER M.	Giulia GTA 1600	2'20.913
13	93 WEINZIEHL/GEORGI	GTAM 1750	2'21.327
14	53 LILLI/ROCCO	GTV 2000	2'21.593
15	41 WALTHER Max	Giulia GTA 1600	2'21.780
16	63 MERCATALI L.	GTV 2000	2'22.662
17	61 CIUFFI G.	GTV 2000	2'22.714
18	90 SLAMA F.	GTAM 2000	2'23.270
19	50 GALLI/MAGONIO	GTV 2000	2'23.515
20	62 INCAGLI G.	GTV 2000	2'23.735
21	58 BIONDETTI/GIMIGNANI	GTV 2000	2'25.360
22	42 MOERTL/MOLITOR	Giulia GT	2'26.051
23	96 FRISONE/SCALINI	GTV 2000	2'26.266
24	65 BARTOLUCCI U.	GTV 2000	2'26.298
25	49 MARELLI W.	Giulia GT Veloce	2'26.341
26	21 MANISCALCO/FALANGA	Giulia TI Super	2'26.286
27	55 ZWEIFLER/FICHT	GTV 2000	2'32.420
28	20 RAIMONDI R.	Giulietta Spider veloce	2'33.906
29	83 ERMINI/CERBONESCHI	Giulia Super	2'34.026
30	45 MORAMARCO L.	Giulia TI Super	2'34.774
31	30 INCERTI C.	Giulietta SZ	2'37.571
32	4 ONDRAK C.	Giulietta Sprint veloce	2'37.710
33	44 JELMINI F.	Giulia GT Junior 1300	2'37.958

Velocità

1	22 FURIANI A.	Giulia GTA 1600	201.5
2	94 RODER M.	GTAM 1750	198.5
3	43 KOERBER M.	Giulia GTA 1600	195.3
4	84 PRALLER P.	Giulia Super	193.2
5	41 WALTHER Max	Giulia GTA 1600	191.1
6	97 MORTEO A.	GTAM 1750	188.5
7	53 LILLI/ROCCO	GTV 2000	188.1
8	48 SORDI/ROKKOS	Giulia GT Junior 1300	187.8
9	89 RIZZO S.	GTAM	187.2
10	63 MERCATALI L.	GTV 2000	186.5
11	99 BENUSIGLIO/CO	GTAM	185.6
12	62 INCAGLI G.	GTV 2000	185.2
13	47 BUCCI R.	Giulia GT Junior 1300	185.2
14	106 BARRACO/CHIARAMONTE B	Giulia GTA 1600	185.2
15	95 GEISSLER F.	GTAM 1750	183.7
16	90 SLAMA F.	GTAM 2000	182.4
17	61 CIUFFI G.	GTV 2000	181.8
18	50 GALLI/MAGONIO	GTV 2000	181.8
19	93 WEINZIEHL/GEORGI	GTAM 1750	181.8
20	58 BIONDETTI/GIMIGNANI	GTV 2000	180.9
21	49 MARELLI W.	Giulia GT Veloce	178.8
22	42 MOERTL/MOLITOR	Giulia GT	178.5
23	65 BARTOLUCCI U.	GTV 2000	178.2
24	55 ZWEIFLER/FICHT	GTV 2000	175.9
25	30 INCERTI C.	Giulietta SZ	175.3
26	21 MANISCALCO/FALANGA	Giulia TI Super	174.8
27	96 FRISONE/SCALINI	GTV 2000	174.8
28	39 RITWEGER A.	Giulia GTA 1600	174.2
29	45 MORAMARCO L.	Giulia TI Super	170.4
30	4 ONDRAK C.	Giulietta Sprint veloce	170.1
31	20 RAIMONDI R.	Giulietta Spider veloce	169.8
32	83 ERMINI/CERBONESCHI	Giulia Super	166.9
33	44 JELMINI F.	Giulia GT Junior 1300	151.5

Tratto 1			Tratto 2			Tratto 3			Tratto 4		
1	22 FURIANI A.	9.001	1	89 RIZZO S.	19.220	1	22 FURIANI A.	55.827	1	22 FURIANI A.	48.838
2	94 RODER M.	9.069	2	47 BUCCI R.	19.425	2	89 RIZZO S.	56.283	2	89 RIZZO S.	49.110
3	95 GEISSLER F.	9.160	3	22 FURIANI A.	19.617	3	84 PRALLER P.	57.166	3	95 GEISSLER F.	49.469
4	41 WALTHER M.	9.178	4	84 PRALLER P.	19.704	4	47 BUCCI R.	57.184	4	84 PRALLER P.	49.650
5	43 KOERBER M.	9.221	5	106 BARRACO/CHIAR	19.775	5	95 GEISSLER F.	57.204	5	47 BUCCI R.	49.884
6	93 WEINZIEHL/GEOR	9.314	6	97 MORTEO A.	19.813	6	106 BARRACO/CHIAR	57.388	6	39 RITWEGER A.	50.236
7	84 PRALLER P.	9.370	7	95 GEISSLER F.	19.963	7	39 RITWEGER A.	57.761	7	97 MORTEO A.	50.463
8	89 RIZZO S.	9.563	8	48 SORDI/ROKKOS	20.038	8	97 MORTEO A.	57.877	8	106 BARRACO/CHIAR	50.480
9	90 SLAMA F.	9.591	9	39 RITWEGER A.	20.254	9	94 RODER M.	58.982	9	94 RODER M.	50.491
10	47 BUCCI R.	9.616	10	53 LILLI/ROCCO	20.296	10	48 SORDI/ROKKOS	59.052	10	48 SORDI/ROKKOS	50.530
11	106 BARRACO/CHIAR	9.626	11	63 MERCATALI L.	20.320	11	99 BENUSIGLIO/CO	59.105	11	43 KOERBER M.	50.820
12	99 BENUSIGLIO/CO	9.628	12	62 INCAGLI G.	20.353	12	53 LILLI/ROCCO	59.311	12	99 BENUSIGLIO/CO	51.383
13	42 MOERTL/MOLITOR	9.635	13	99 BENUSIGLIO/CO	20.388	13	41 WALTHER M.	59.490	13	93 WEINZIEHL/GEOR	51.456
14	48 SORDI/ROKKOS	9.683	14	50 GALLI/MAGONIO	20.477	14	61 CIUFFI G.	59.509	14	41 WALTHER M.	51.634
15	97 MORTEO A.	9.706	15	61 CIUFFI G.	20.479	15	93 WEINZIEHL/GEOR	59.652	15	53 LILLI/ROCCO	52.117
16	63 MERCATALI L.	9.744	16	90 SLAMA F.	20.503	16	43 KOERBER M.	59.676	16	63 MERCATALI L.	52.185
17	53 LILLI/ROCCO	9.754	17	58 BIONDETTI/GIMIG	20.642	17	63 MERCATALI L.	59.969	17	61 CIUFFI G.	52.243
18	39 RITWEGER A.	9.852	18	43 KOERBER M.	20.650	18	50 GALLI/MAGONIO	1'00.239	18	62 INCAGLI G.	52.417
19	61 CIUFFI G.	9.905	19	41 WALTHER M.	20.726	19	62 INCAGLI G.	1'00.447	19	50 GALLI/MAGONIO	52.421
20	65 BARTOLUCCI U.	9.923	20	94 RODER M.	20.781	20	96 FRISONE/SCALIN	1'00.488	20	90 SLAMA F.	52.605
21	62 INCAGLI G.	9.936	21	65 BARTOLUCCI U.	20.832	21	90 SLAMA F.	1'00.560	21	42 MOERTL/MOLITOR	52.818
22	58 BIONDETTI/GIMIG	9.995	22	93 WEINZIEHL/GEOR	20.905	22	58 BIONDETTI/GIMIG	1'00.586	22	49 MARELLI W.	52.947
23	50 GALLI/MAGONIO	10.005	23	45 MORAMARCO L.	21.124	23	42 MOERTL/MOLITOR	1'01.526	23	58 BIONDETTI/GIMIG	53.104
24	21 MANISCALCO/FAL	10.046	24	49 MARELLI W.	21.217	24	65 BARTOLUCCI U.	1'01.656	24	65 BARTOLUCCI U.	53.115
25	30 INCERTI C.	10.078	25	96 FRISONE/SCALIN	21.295	25	49 MARELLI W.	1'02.088	25	96 FRISONE/SCALIN	53.243
26	49 MARELLI W.	10.089	26	42 MOERTL/MOLITOR	21.335	26	21 MANISCALCO/FAL	1'02.549	26	21 MANISCALCO/FAL	53.660
27	55 ZWEIFLER/FICHT	10.201	27	41 MANISCALCO/FAL	21.475	27	55 ZWEIFLER/FICHT	1'03.862	27	55 ZWEIFLER/FICHT	55.228
28	96 FRISONE/SCALIN	10.330	28	20 RAIMONDI R.	22.187	28	45 MORAMARCO L.	1'03.920	28	83 ERMINI/CERBONE	55.753
29	20 RAIMONDI R.	10.333	29	55 ZWEIFLER/FICHT	22.257	29	83 ERMINI/CERBONE	1'04.159	29	20 RAIMONDI R.	56.045
30	4 ONDRAK C.	10.415	30	83 ERMINI/CERBONE	22.439	30	44 JELMINI F.	1'04.663	30	4 ONDRAK C.	57.085
31	45 MORAMARCO L.	10.580	31	30 INCERTI C.	22.508	31	20 RAIMONDI R.	1'04.997	31	30 INCERTI C.	57.409
32	83 ERMINI/CERBONE	10.987	32	44 JELMINI F.	22.867	32	4 ONDRAK C.	1'05.962	32	44 JELMINI F.	57.558
33	44 JELMINI F.	11.899	33	4 ONDRAK C.	23.034	33	30 INCERTI C.	1'06.488	33	45 MORAMARCO L.	58.185





Enzo e Dino Ferrari 4.909 m

1 / 3

Luigi Musso Historic Gran Prix Alfa Revival Cup - Classifica di Classe Definitiva Gara

E-GT/1300

Giri 24 = 117,816 km - Media 110,456 km/h - Tempo di gara 1:03'59.892

Num.	Conduttore	Concorrente	Scuderia	Auto	Giri	Tempo	Dist.	Rel.	Giro Veloce
1	20 RAIMONDI R. (ITA)	Raimondi R	Circolo della Biella	Giulietta Spider vel	24	1:03'59.892			21 2'31.944

Partenti: 1 Non Partiti: 0 Ritirati: 0 Non Classificati: 0 Classificati: 1 Esclusi: 0

Giro Veloce N. 21 Num. 20 R Raimondi Tempo 2'31.944 Media. 116,309 Km/h

E-GTS1300

Giri 24 = 117,816 km - Media 109,931 km/h - Tempo di gara 1:04'18.229

Num.	Conduttore	Concorrente	Scuderia	Auto	Giri	Tempo	Dist.	Rel.	Giro Veloce
1	4 ONDRAK C. (D)	Ondrak C	OKP	Giulietta Sprint vel	24	1:04'18.229			15 2'32.592
2	30 INCERTI C. (ITA)	Incerti C	Circolo della Biella	Giulietta SZ	23	1:02'18.123	1 Giro	1 Giro	21 2'35.395

Partenti: 2 Non Partiti: 0 Ritirati: 0 Non Classificati: 0 Classificati: 2 Esclusi: 0

Giro Veloce N. 15 Num. 4 C Ondrak Tempo 2'32.592 Media. 115,815 Km/h

F-T/1600

Giri 27 = 132,543 km - Media 128,019 km/h - Tempo di gara 1:02'07.213

Num.	Conduttore	Concorrente	Scuderia	Auto	Giri	Tempo	Dist.	Rel.	Giro Veloce
1	22 FURIANI A. (D)	Furiani A		Giulia GTA 1600	27	1:02'07.213			18 2'14.504
2	41 WALTHER Max (D)	Walther Max	OKP	Giulia GTA 1600	26	1:02'31.923	1 Giro	1 Giro	17 2'19.444
3	43 KOERBER M. (D)	Koerber M	OKP	Giulia GTA 1600	26	1:02'37.449	1 Giro	5.526	22 2'19.275
4	45 MORAMARCO L. (ITA)	Moramarco L		Giulia TI Super	25	1:03'29.375	2 Giri	1 Giro	19 2'27.088
5	21 MANISCALCO FALANGA (ITA)	Maniscalco G	Scuderia Mediolanum	Giulia TI Super	25	1:04'16.443	2 Giri	47.068	8 2'27.641

Partenti: 5 Non Partiti: 0 Ritirati: 0 Non Classificati: 0 Classificati: 5 Esclusi: 0

Giro Veloce N. 18 Num. 22 A Furiani Tempo 2'14.504 Media. 131,389 Km/h

G2/H1-TC 2000

Giri 27 = 132,543 km - Media 124,604 km/h - Tempo di gara 1:03'49.365

Num.	Conduttore	Concorrente	Scuderia	Auto	Giri	Tempo	Dist.	Rel.	Giro Veloce
1P	95 GEISSLER F. (D)	Geissler F	OKP	GTAM 1750	27	1:03'49.365			13 2'14.885
2	89 RIZZO S. (ITA)	Rizzo S		GTAM	26	1:02'28.879	1 Giro	1 Giro	12 2'14.563
3	90 SLAMA F. (AUT)	Slama F		GTAM 2000	25	1:03'11.072	2 Giri	1 Giro	8 2'20.399
4	99 BENUSIGLIO CO (ITA)	Benusiglio R		GTAM	25	1:03'47.050	2 Giri	35.978	18 2'19.143

Non Classificati:

RIT	96 FRISONE SCALINI (ITA)	Frisone F	Lanza Motorsport	GTV 2000	14	41'51.546	13 Giri		12 2'26.168
RIT	97 MORTEO A. (ITA)	Morteo A		GTAM 1750	11	30'54.359	16 Giri		3 2'17.157
RIT	93 WEINZIEHL GEORGI (D)	Weinziehl A	Formula GT	GTAM 1750	8	18'19.742	19 Giri		6 2'15.335
RIT	94 RODER M. (D)	Roder M		GTAM 1750	1	4'01.891	26 Giri		

Partenti: 8 Non Partiti: 0 Ritirati: 4 Non Classificati: 0 Classificati: 4 Esclusi: 0

Giro Veloce N. 12 Num. 89 S Rizzo Tempo 2'14.563 Media. 131,332 Km/h

G2/H1-GTS 1600

Giri 27 = 132,543 km - Media 124,030 km/h - Tempo di gara 1:04'07.077

Num.	Conduttore	Concorrente	Scuderia	Auto	Giri	Tempo	Dist.	Rel.	Giro Veloce
1	106 BARRACO CHIARAMONTE (ITA)	Scud AB Motorsport		Giulia GTA 1600	27	1:04'07.077			24 2'17.096

Partenti: 1 Non Partiti: 0 Ritirati: 0 Non Classificati: 0 Classificati: 1 Esclusi: 0

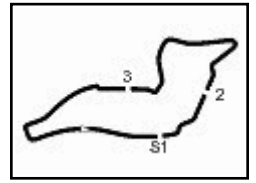
Giro Veloce N. 24 Num. 106 Barraco Chiaramonte Tempo 2'17.096 Media. 128,905 Km/h

Direttore di Gara : Campana Giorgio

20/10/2012 Inizio 17:06 Fine 18:11

Esposta alle:





Enzo e Dino Ferrari 4.909 m

2 / 3

Luigi Musso Historic Gran Prix Alfa Revival Cup - Classifica di Classe Definitiva Gara

G2/H1-TC 1300

Giri 27 = 132,543 km - Media 126,360 km/h - Tempo di gara 1:02'56.140

Num.	Conducente	Concorrente	Scuderia	Auto	Giri	Tempo	Dist.	Rel.	Giro Veloce
1	47 BUCCI R. (ITA)	Bucci R		Giulia GT Junior 130	27	1:02'56.140			15 2'16.002
2	48 SORDI ROKKOS (ITA)	Sordi M	Scuderia Mediolanum	Giulia GT Junior 130	26	1:02'52.675	1 Giro	1 Giro	24 2'19.806

Partenti:: 2 Non Partiti:: 0 Ritirati:: 0 Non Classificati:: 0 Classificati:: 2 Esclusi:: 0

Giro Veloce N. 15 Num. 47 R Bucci Tempo 2'16.002 Media. 129,942 Km/h

G2/H1-TC 1600

Giri 25 = 122,725 km - Media 118,023 km/h - Tempo di gara 1:02'23.410

Num.	Conducente	Concorrente	Scuderia	Auto	Giri	Tempo	Dist.	Rel.	Giro Veloce
1	49 MARELLI W. (ITA)	Marelli W		Giulia GT Veloce	25	1:02'23.410			3 2'25.268
2	84 PRALLER P. (D)	Praller P	Formula GT	Giulia Super	24	57'19.054	1 Giro	1 Giro	7 2'16.883

----- Non Classificati: -----									
RIT	83 ERMINI CERBONESCHI (ITA)	Ermini R		Giulia Super	10	26'27.495	15 Giri		10 2'35.309

Partenti:: 3 Non Partiti:: 0 Ritirati:: 1 Non Classificati:: 0 Classificati:: 2 Esclusi:: 0

Giro Veloce N. 7 Num. 84 P Praller Tempo 2'16.883 Media. 129,106 Km/h

G2/H1-T 2000

Giri 26 = 127,634 km - Media 120,869 km/h - Tempo di gara 1:03'21.485

Num.	Conducente	Concorrente	Scuderia	Auto	Giri	Tempo	Dist.	Rel.	Giro Veloce
1	53 LILLI ROCCO (ITA)	Lilli M	Scuderia Biondetti	GTV 2000	26	1:03'21.485			19 2'21.713
2	63 MERCATALI L. (ITA)	Mercatali L	Scuderia Biondetti	GTV 2000	26	1:03'44.631	23.146	23.146	8 2'23.249
3	61 CIUFFI G. (ITA)	Ciuffi G	Scuderia Biondetti	GTV 2000	26	1:04'08.740	47.255	24.109	4 2'22.897
4	58 BIONDETTI GIMIGNANI (ITA)	Biondetti S	Scuderia Biondetti	GTV 2000	25	1:02'40.694	1 Giro	1 Giro	14 2'25.426
5	50 GALLI MAGONIO (ITA)	Galli L	Motorsport Drive Team	GTV 2000	25	1:02'41.279	1 Giro	0.585	11 2'24.447
6	65 BARTOLUCCI U.	Bartolucci U	Gr. Piloti Forlivesi	GTV 2000	25	1:03'10.798	1 Giro	29.519	10 2'23.457
7	55 ZWEIFLER FICHT (D)	Zweiffler W	GPS Classic	GTV 2000	24	1:02'08.253	2 Giri	1 Giro	8 2'28.200

----- Non Classificati: -----									
RIT	62 INCAGLI G. (ITA)	Incagli G	Scuderia Biondetti	GTV 2000	12	33'25.727	14 Giri		7 2'24.971

Partenti:: 8 Non Partiti:: 0 Ritirati:: 1 Non Classificati:: 0 Classificati:: 7 Esclusi:: 0

Giro Veloce N. 19 Num. 53 Lilli Rocco Tempo 2'21.713 Media. 124,706 Km/h

G1-TC/1300

Giri 23 = 112,907 km - Media 108,614 km/h - Tempo di gara 1:02'22.277

Num.	Conducente	Concorrente	Scuderia	Auto	Giri	Tempo	Dist.	Rel.	Giro Veloce
1	44 JELMINI F. (ITA)	Jelmini F	Scud. Sport Life Racing 2	Giulia GT Junior 130	23	1:02'22.277			22 2'36.133

Partenti:: 1 Non Partiti:: 0 Ritirati:: 0 Non Classificati:: 0 Classificati:: 1 Esclusi:: 0

Giro Veloce N. 22 Num. 44 F Jelmini Tempo 2'36.133 Media. 113,188 Km/h

G1-TC 1600

Giri 26 = 127,634 km - Media 122,950 km/h - Tempo di gara 1:02'17.145

Num.	Conducente	Concorrente	Scuderia	Auto	Giri	Tempo	Dist.	Rel.	Giro Veloce
1	39 RITWEGER A. (D)	Ritweger A	Formula GT	Giulia GTA 1600	26	1:02'17.145			25 2'17.980

----- Non Classificati: -----									
RIT	42 MOERTL MOLITOR (D)	Moertl F		Giulia GT	13	31'37.822	13 Giri		7 2'23.420

Partenti:: 2 Non Partiti:: 0 Ritirati:: 1 Non Classificati:: 0 Classificati:: 1 Esclusi:: 0

Giro Veloce N. 25 Num. 39 A Ritweger Tempo 2'17.980 Media. 128,079 Km/h

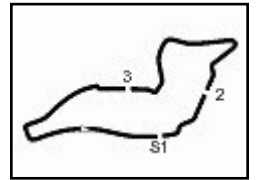
Il Conc. n. 95 'Geissler' è stato penalizzato di 60" con Decisione n. 8 dei CC.SS.

Direttore di Gara : Campana Giorgio

20/10/2012 Inizio 17:06 Fine 18:11

Esposta alle:





Enzo e Dino Ferrari 4.909 m

Luigi Musso Historic Gran Prix Alfa Revival Cup - Classifica di Classe Definitiva Gara

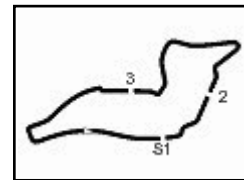
Umidità	64%	ARIA	18°C
Condizioni	Dry	Temp.	22°C

Direttore di Gara : Campana Giorgio

	Inizio	Fine
20/10/2012	17:06	18:11

Esposta alle:





Enzo e Dino Ferrari 4.909 m

Luigi Musso Historic Gran Prix

Alfa Revival Cup - Classifica Definitiva Gara

Giri 27 = 132,543 km - Media 128,019 km/h - Tempo di gara 1:02'07.213

Num.	Conducente	Concorrente	Scuderia	Auto	Classe	Giri	Tempo	Dist.	Rel.	Giro Veloce
1	22 FURIANI A. (D)	Furiani A		Giulia GTA 1600	FT16	27	1:02'07.213			18 2'14.504
2	47 BUCCI R. (ITA)	Bucci R		Giulia GT Junior 1300	GHT13	27	1:02'56.140	48.927	48.927	15 2'16.002
3P	95 GEISSLER F. (D)	Geissler F	OKP	GTAM 1750	GHC2	27	1:03'49.365	1'42.152	53.225	13 2'14.885
4	106 BARRACO CHIARAMONTE B (ITA)	Scud AB Motorsport		Giulia GTA 1600	GHC2	27	1:04'07.077	1'59.864	17.712	24 2'17.096
5	39 RITWEGER A. (D)	Ritweger A	Formula GT	Giulia GTA 1600	GT16	26	1:02'17.145	1 Giro	1 Giro	25 2'17.980
6	89 RIZZO S. (ITA)	Rizzo S		GTAM	GHC2	26	1:02'28.879	1 Giro	11.734	12 2'14.563
7	41 WALTHER Max (D)	Walther Max	OKP	Giulia GTA 1600	FT16	26	1:02'31.923	1 Giro	3.044	17 2'19.444
8	43 KOERBER M. (D)	Koerber M	OKP	Giulia GTA 1600	FT16	26	1:02'37.449	1 Giro	5.526	22 2'19.275
9	48 SORDI ROKKOS (ITA)	Sordi M	Scuderia Mediolanum	Giulia GT Junior 1300	GHT13	26	1:02'52.675	1 Giro	15.226	24 2'19.806
10	53 LILLI ROCCO (ITA)	Lilli M	Scuderia Biondetti	GTV 2000	GHT20	26	1:03'21.485	1 Giro	28.810	19 2'21.713
11	63 MERCATALI L. (ITA)	Mercatali L	Scuderia Biondetti	GTV 2000	GHT20	26	1:03'44.631	1 Giro	23.146	8 2'23.249
12	61 CIUFFI G. (ITA)	Ciuffi G	Scuderia Biondetti	GTV 2000	GHT20	26	1:04'08.740	1 Giro	24.109	4 2'22.897
13	49 MARELLI W. (ITA)	Marelli W		Giulia GT Veloce	GHT16	25	1:02'23.410	2 Giri	1 Giro	3 2'25.268
14	58 BIONDETTI GIMIGNANI (ITA)	Biondetti S	Scuderia Biondetti	GTV 2000	GHT20	25	1:02'40.694	2 Giri	17.284	14 2'25.426
15	50 GALLI MAGONIO (ITA)	Galli L	Motorsport Drive Team	GTV 2000	GHT20	25	1:02'41.279	2 Giri	0.585	11 2'24.447
16	65 BARTOLUCCI U.	Bartolucci U	Gr. Piloti Forlivesi	GTV 2000	GHT20	25	1:03'10.798	2 Giri	29.519	10 2'23.457
17	90 SLAMA F. (AUT)	Stama F		GTAM 2000	GHC2	25	1:03'11.072	2 Giri	0.274	8 2'20.399
18	45 MORAMARCO L. (ITA)	Moramarco L		Giulia TI Super	FT16	25	1:03'29.375	2 Giri	18.303	19 2'27.088
19	99 BENUSIGLIO CO (ITA)	Benusiglio R		GTAM	GHC2	25	1:03'47.050	2 Giri	17.675	18 2'19.143
20	21 MANISCALCO FALANGA (ITA)	Maniscalco G	Scuderia Mediolanum	Giulia TI Super	FT16	25	1:04'16.443	2 Giri	29.393	8 2'27.641
21	84 PRALLER P. (D)	Praller P	Formula GT	Giulia Super	GHT16	24	57'19.054	3 Giri	1 Giro	7 2'16.883
22	55 ZWEIFLER FICHT (D)	Zweifler W	GPS Classic	GTV 2000	GHT20	24	1:02'08.253	3 Giri	4'49.199	8 2'28.200
23	20 RAIMONDI R. (ITA)	Raimondi R	Circolo della Biella	Giulietta Spider veloce	EG13	24	1:03'59.892	3 Giri	1'51.639	21 2'31.944
24	4 ONDRAK C. (D)	Ondrak C	OKP	Giulietta Sprint veloce	EGS13	24	1:04'18.229	3 Giri	18.337	15 2'32.592
25	30 INCERTI C. (ITA)	Incerti C	Circolo della Biella	Giulietta SZ	EGS13	23	1:02'18.123	4 Giri	1 Giro	21 2'35.395
26	44 JELMINI F. (ITA)	Jelmini F	Scud. Sport Life Racing 2	Giulia GT Junior 1300	GT13	23	1:02'22.277	4 Giri	4.154	22 2'36.133
----- Non Classificati: -----										
RIT	96 FRISONE SCALINI (ITA)	Frisone F	Lanza Motorsport	GTV 2000	GHC2	14	41'51.546	13 Giri		12 2'26.168
RIT	42 MOERTL MOLITOR (D)	Moertl F		Giulia GT	GT16	13	31'37.822	14 Giri		7 2'23.420
RIT	62 INCAGLI G. (ITA)	Incagli G	Scuderia Biondetti	GTV 2000	GHT20	12	33'25.727	15 Giri		7 2'24.971
RIT	97 MORTEO A. (ITA)	Morteo A		GTAM 1750	GHC2	11	30'54.359	16 Giri		3 2'17.157
RIT	83 ERMINI CERBONESCHI (ITA)	Ermini R		Giulia Super	GHT16	10	26'27.495	17 Giri		10 2'35.309
RIT	93 WEINZIEHL GEORGI (D)	Weinziehl A	Formula GT	GTAM 1750	GHC2	8	18'19.742	19 Giri		6 2'15.335
RIT	94 RODER M. (D)	Roder M		GTAM 1750	GHC2	1	4'01.891	26 Giri		

Partenti:: 33 Non Partiti:: 0 Ritirati:: 7 Non Classificati:: 0 Classificati:: 26 Esclusi:: 0

Giro Veloce N. 18 Num. 22 A Furiani Tempo 2'14.504 Media. 131,389 Km/h

Il Conc. n. 95 'Geissler' è stato penalizzato di 60" con Decisione n. 8 dei CC.SS.

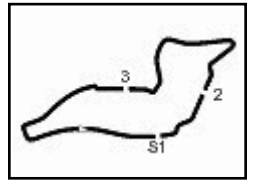
Umidità	64%	ARIA	18°C
Condizioni	Dry	Temp.	22°C

Direttore di Gara : Campana Giorgio

20/10/2012 Inizio 17:06 Fine 18:11

Esposta alle:





Enzo e Dino Ferrari 4.909 m

Luigi Musso Historic Gran Prix

Alfa Revival Cup - Analisi Tempi Gara

4 ONDRAK C

Giro	Tratto 1	Tratto 2	Tratto 3	Tratto 4	T. Giro	km/h	Race Time
1	20.431	24.649	1'08.617	1'00.599	2'54.296	139.6	2'54.296
2	10.308	22.771	1'08.708	56.613	2'38.400	166.4	5'32.696
3	10.183	22.754	1'05.188	56.778	2'34.903	167.5	8'07.599
4	10.115	22.298	1'05.575	57.311	2'35.299	169.3	10'42.898
5	10.203	23.230	1'05.976	57.423	2'36.832	157.9	13'19.730
6	10.263	22.806	1'05.802	59.399	2'38.270	162.7	15'58.000
7	10.085	22.321	1'08.291	57.012	2'37.709	174.2	18'35.709
8	10.146	22.350	1'06.484	58.255	2'37.235	174.2	21'12.944
9	10.323	22.999	1'06.029	56.545	2'35.896	167.2	23'48.840
10	10.407	23.212	1'05.734	56.936	2'36.289	163.7	26'25.129
11	10.283	23.585	1'05.188	2'00.863	3'39.919P	166.2	30'05.048
12	20.478	23.236	1'05.310	56.848	2'45.872P	121.6	32'50.920
13	11.902	23.665	1'06.232	56.985	2'38.784	134.7	35'29.704
14	10.371	23.006	1'09.762	58.055	2'41.194	150.5	38'10.898
15	10.145	21.824	1'04.581	56.042	2'32.592	176.5	40'43.490
16	10.603	22.192	1'04.523	57.183	2'34.501	163.2	43'17.991
17	10.542	22.465	1'04.384	1'09.417	2'46.808	160.3	46'04.799
18	10.416	24.643	1'05.362	57.032	2'37.453	159.8	48'42.252
19	10.273	23.631	1'05.345	57.158	2'36.407	168.5	51'18.659
20	10.244	22.546	1'04.983	56.818	2'34.591	171.7	53'53.250
21	10.352	22.613	1'05.564	56.830	2'35.359	162.2	56'28.609
22	10.252	22.530	1'05.824	56.849	2'35.455	172.0	59'04.064
23	10.438	23.422	1'05.416	57.433	2'36.709	158.6	1:01'40.773
24	10.353	22.803	1'06.473	57.827	2'37.456	169.8	1:04'18.229

20 RAIMONDI R

Giro	Tratto 1	Tratto 2	Tratto 3	Tratto 4	T. Giro	km/h	Race Time
1	18.931	24.261	1'07.185	58.040	2'48.417	142.7	2'48.417
2	10.796	23.071	1'06.082	59.123	2'39.072	145.6	5'27.489
3	10.745	23.433	1'06.263	58.264	2'38.705	149.0	8'06.194
4	10.458	22.269	1'05.832	57.560	2'36.119	168.0	10'42.313
5	10.444	22.848	1'05.843	57.571	2'36.706	152.4	13'19.019
6	10.269	22.595	1'05.539	57.518	2'35.921	170.4	15'54.940
7	10.173	22.276	1'05.811	57.134	2'35.394	172.3	18'30.334
8	10.167	22.366	1'07.207	57.175	2'36.915	173.1	21'07.249
9	10.378	22.280	1'05.543	57.186	2'35.387	166.7	23'42.636
10	10.487	22.397	1'07.189	56.923	2'36.996	160.7	26'19.632
11	10.238	22.182	1'05.286	56.854	2'34.560	169.6	28'54.192
12	10.310	22.234	1'05.933	1'58.660	3'37.137P	166.2	32'31.329
13	22.332	24.606	1'11.163	59.733	2'57.834P	111.1	35'29.163
14	10.419	23.005	1'09.874	59.214	2'42.512	144.8	38'11.675
15	10.091	22.257	1'05.304	56.724	2'34.376	166.2	40'46.051
16	10.121	22.321	1'04.306	57.637	2'34.385	160.3	43'20.436
17	10.089	22.197	1'05.690	59.191	2'37.167	155.0	45'57.603
18	10.352	22.006	1'06.526	1'00.604	2'39.488	161.0	48'37.091
19	10.143	22.067	1'06.098	57.187	2'35.495	160.3	51'12.586
20	10.056	21.958	1'04.460	56.933	2'33.407	166.9	53'45.993
21	10.040	21.900	1'03.372	56.632	2'31.944	166.4	56'17.937
22	9.983	21.843	1'04.027	56.851	2'32.704	175.3	58'50.641
23	10.069	21.814	1'06.875	57.347	2'36.105	166.9	1:01'26.746
24	10.301	21.953	1'03.997	56.895	2'33.146	161.5	1:03'59.892

21 MANISCALCO FALANGA

Giro	Tratto 1	Tratto 2	Tratto 3	Tratto 4	T. Giro	km/h	Race Time
1	18.009	23.302	1'04.913	54.780	2'41.004	137.5	2'41.004
2	10.065	22.002	1'04.239	54.730	2'31.036	161.2	5'12.040
3	10.218	21.456	1'03.167	54.589	2'29.430	163.4	7'41.470
4	10.139	21.970	1'03.537	54.482	2'30.128	169.8	10'11.598
5	10.059	21.198	1'03.466	54.758	2'29.481	175.9	12'41.079
6	10.064	21.064	1'02.783	54.066	2'27.977	175.3	15'09.056
7	10.034	21.683	1'03.005	54.059	2'28.781	171.7	17'37.837
8	10.000	21.303	1'02.462	53.876	2'27.641	169.3	20'05.478
9	10.010	22.555	1'04.838	54.860	2'32.263	174.5	22'37.741
10	10.137	21.696	1'03.420	54.118	2'29.371	172.0	25'07.112
11	10.151	21.491	1'06.100	54.579	2'32.321	166.9	27'39.433
12	10.430	22.776	1'03.377	1'57.506	3'34.089P	159.8	31'13.522
13	17.662	23.921	1'06.637	57.368	2'45.588P	126.5	33'59.110
14	11.661	22.692	1'05.875	55.183	2'35.411	142.0	36'34.521
15	10.003	23.923	1'05.669	55.070	2'34.665	174.8	39'09.186
16	9.992	22.370	1'03.787	54.897	2'31.046	176.5	41'40.232
17	9.956	21.884	1'03.500	54.291	2'29.631	173.4	44'09.863
18	10.244	21.708	1'03.824	55.058	2'30.834	162.4	46'40.697
19	10.165	23.763	1'03.747	54.830	2'32.505	150.7	49'13.202
20	9.959	21.668	1'03.211	54.398	2'29.236	179.7	51'42.438
21	10.448	22.308	1'03.555	55.091	2'31.402	148.4	54'13.840
22	10.101	22.172	1'04.066	55.289	2'31.628	161.7	56'45.468

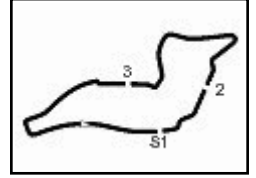
23	10.625	22.361	1'03.602	54.660	2'31.248	148.4	59'16.716
24	10.100	21.975	1'03.419	54.424	2'29.918	167.5	1:01'46.634
25	10.232	21.876	1'02.708	54.993	2'29.809	159.6	1:04'16.443

22 FURIANI A

Giro	Tratto 1	Tratto 2	Tratto 3	Tratto 4	T. Giro	km/h	Race Time
1			58.046	50.684	2'17.249		2'17.249
2	8.972	19.453	56.928	49.397	2'14.750	201.5	4'31.999
3	8.957	19.406	57.384	49.633	2'15.380	201.1	6'47.379
4	8.945	19.404	57.491	49.674	2'15.514	201.5	9'02.893
5	8.917	19.541	57.605	49.469	2'15.532	202.2	11'18.425
6	8.930	19.440	57.588	49.579	2'15.537	202.2	13'33.962
7	8.860	19.561	57.616	49.848	2'15.885	193.5	15'49.847
8	8.883	19.309	57.058	50.114	2'15.364	202.6	18'05.211
9	8.910	19.196	56.783	49.720	2'14.609	203.3	20'19.820
10	8.882	19.455	57.776	49.836	2'15.949	201.1	22'35.769
11	8.901	19.234	57.598	49.333	2'15.066	201.5	24'50.835
12	8.848	19.490	57.067	49.135	2'14.540	204.5	27'05.375
13	8.788	19.133	57.363	50.105	2'15.389	202.2	29'20.764
14	8.901	19.728	56.891	49.311	2'14.699	205.3	31'35.463
15	8.851	19.407	58.313	49.488	2'16.059	197.4	33'51.522
16	8.882	19.484	57.177	1'40.995	3'06.538P	202.6	36'58.060
17	18.369	19.654	57.029	49.286	2'24.338P	147.2	39'22.398
18	8.810	19.217	57.184	49.293	2'14.504	206.1	41'36.902
19	8.858	19.757	56.893	49.628	2'15.136	203.3	43'52.038
20	8.843	19.604	56.859	50.076	2'15.382	193.9	46'07.420
21	8.825	19.885	58.149	49.893	2'16.752	194.2	48'24.172
22	8.891	19.642	57.362	49.461	2'15.356	204.1	50'39.528
23	8.848	19.431	56.940	49.792	2'15.011	202.6	52'54.539
24	8.838	19.566	58.190	49.946	2'16.540	203.0	55'11.079
25	8.915	19.473	57.381	50.564	2'16.333	200.7	57'27.412
26	8.930	19.481	58.495	50.939	2'17.845	203.7	59'45.257
27	9.122	19.938	59.295	53.601	2'21.956	191.1	1:02'07.213

30 INCERTI C

Giro	Tratto 1	Tratto 2	Tratto 3	Tratto 4	T. Giro	km/h	Race Time
1	20.277	24.289	1'08.960	59.878	2'53.404	139.0	2'53.404
2	10.401	23.147	1'09.048	58.611	2'41.207	153.9	5'34.611
3	10.182	22.932	1'07.253	58.490	2'38.857	156.1	8'13.468
4	10.138	22.885	1'06.692	57.267	2'36.982	162.9	10'50.450
5	10.133	23.000	1'07.074	57.610	2'37.817	161.7	13'28.267
6	10.126	22.914	1'08.406	59.167	2'40.613	168.2	16'08.880
7	10.319	22.934	1'07.341	58.101	2'38.695	158.6	18'47.575
8	10.066	22.714	1'09.025	57.894	2'39.699	166.9	21'27.274
9	10.244	23.904	1'07.959	58.073	2'40.180	154.1	24'07.454
10	10.165	22.829	1'07.358	57.589	2'37.941	165.2	26'45.395
11	10.260	22.931	1'09.446	58.174	2'40.811	156.1	29'26.206
12	10.130	22.993	1'07.646	2'05.105	3'45.874P	155.9	33'12.080
13	21.948	23.660	1'08.086	57.062	2'50.756P	117.2	36'02.836
14	10.113	22.882	1'06.323	57.321	2'36.639	165.9	38'39.475
15	10.101	22.788	1'08.915	57.854	2'39.658	167.7	41'19.133
16	10.248	23.500	1'08.882	57.785	2'40.415	162.4	43'59.548
17	10.098	23.513	1'06.807	57.876	2'38.294		



Luigi Musso Historic Gran Prix

Alfa Revival Cup - Analisi Tempi Gara

Enzo e Dino Ferrari 4.909 m

18	9.881	19.990	58.432	50.818	2'19.121	175.6	43'30.759
19	9.707	20.058	1'00.171	53.584	2'23.520	172.8	45'54.279
20	9.795	20.150	1'00.467	52.199	2'22.611	171.2	48'16.890
21	9.900	20.076	58.661	51.077	2'19.714	174.8	50'36.604
22	9.809	20.712	1'00.013	51.140	2'21.674	170.6	52'58.278
23	9.818	20.578	58.094	51.895	2'20.385	178.8	55'18.663
24	9.905	20.484	58.543	51.476	2'20.408	171.4	57'39.071
25	9.774	19.672	57.465	51.069	2'17.980	177.6	59'57.051
26	9.924	19.939	58.682	51.549	2'20.094	173.6	1:02'17.145

41 WALTHER MAX

Giro	Tratto 1	Tratto 2	Tratto 3	Tratto 4	T. Giro	km/h	Race Time
1			1'03.068	52.930	2'30.434		2'30.434
2	9.135	21.139	1'01.864	52.937	2'25.075	183.4	4'55.509
3	9.145	21.159	1'00.806	52.403	2'23.513	188.5	7'19.022
4	9.085	20.812	1'00.329	51.746	2'21.972	193.9	9'40.994
5	9.074	20.416	1'00.233	51.550	2'21.273	195.6	12'02.267
6	9.070	20.446	1'00.271	51.864	2'21.651	198.5	14'23.918
7	9.091	20.588	59.950	51.923	2'21.552	193.9	16'45.470
8	9.073	20.596	1'00.104	51.703	2'21.476	197.0	19'06.946
9	9.080	20.467	1'00.406	51.816	2'21.769	198.1	21'28.715
10	9.082	20.603	59.827	51.809	2'21.321	189.1	23'50.036
11	9.173	20.769	1'00.475	52.367	2'22.784	178.5	26'12.820
12	9.018	20.329	59.712	51.338	2'20.397	197.0	28'33.217
13	9.104	22.394	1'00.726	51.406	2'23.630	195.6	30'56.847
14	9.085	20.458	59.635	51.439	2'20.617	187.8	33'17.464
15	9.543	20.793	59.642	1'47.071	3'17.049 P	172.8	36'34.513
16	17.207	20.714	59.925	51.421	2'29.267 P	143.1	39'03.780
17	9.108	20.315	58.996	51.025	2'19.444	198.1	41'23.224
18	9.124	20.289	59.758	50.994	2'20.165	195.6	43'43.389
19	9.087	20.299	59.204	52.621	2'21.211	192.8	46'04.600
20	9.090	20.473	1'02.432	52.314	2'24.309	190.5	48'28.909
21	9.114	20.489	59.071	51.433	2'20.107	194.6	50'49.016
22	9.119			51.450	2'19.805	193.5	53'08.821
23	9.067	20.332	1'00.082	51.530	2'21.011	193.9	55'29.832
24	9.153	20.403	59.176	51.401	2'20.133	186.2	57'49.965
25	9.176	20.665	59.379	51.459	2'20.679	186.5	1:00'10.644
26	9.140	20.697	59.116	52.326	2'21.279	185.6	1:02'31.923

42 MOERTL MOLITOR

Giro	Tratto 1	Tratto 2	Tratto 3	Tratto 4	T. Giro	km/h	Race Time
1	14.945	22.286	1'04.067	54.992	2'36.290	154.3	2'36.290
2	9.624	21.003	1'03.155	53.370	2'27.152	179.4	5'03.442
3	9.727	21.663	1'02.027	53.027	2'26.444	173.1	7'29.886
4	9.512	21.005	1'01.172	53.975	2'25.664	184.3	9'55.550
5	9.542	22.176	1'01.555	53.509	2'26.782	179.1	12'22.332
6	9.551	20.743	1'00.765	52.693	2'23.752	183.4	14'46.084
7	9.840	21.142	1'00.236	52.202	2'23.420	176.8	17'09.504
8	9.439	21.250	1'00.408	52.417	2'23.514	188.1	19'33.018
9	9.515	22.979	1'01.691	52.957	2'27.142	188.8	22'00.160
10	9.598	21.210	1'01.341	52.602	2'24.751	178.2	24'24.911
11	9.557	20.860	1'00.851	52.372	2'23.640	184.9	26'48.551
12	9.524	21.076	1'01.941	52.730	2'25.271	182.7	29'13.822
13	9.556	21.051	1'00.923	52.470	2'24.000	187.8	31'37.822

43 KOERBER M

Giro	Tratto 1	Tratto 2	Tratto 3	Tratto 4	T. Giro	km/h	Race Time
1			1'01.946	52.801	2'28.744		2'28.744
2	9.179	21.142	1'00.521	52.306	2'23.148	191.1	4'51.892
3	9.189	21.044	1'00.528	52.393	2'23.154	195.3	7'15.046
4	9.180	20.738	1'00.279	51.619	2'21.816	199.2	9'36.862
5	9.188	20.656	1'00.164	51.736	2'21.744	192.1	11'58.606
6	9.159	21.274	1'00.110	51.451	2'21.994	199.2	14'20.600
7	9.154	20.549	1'00.125	51.657	2'21.485	192.8	16'42.085
8	9.190	20.428	1'00.430	51.941	2'21.989	197.4	19'04.074
9	9.149	20.684	1'01.262	51.652	2'22.747	194.9	21'26.821
10	9.193	20.399	1'00.297	53.053	2'22.942	185.9	23'49.763
11	9.253	20.082	1'00.250	52.365	2'21.950	190.1	26'11.713
12	9.129	20.218	59.942	51.294	2'20.583	197.8	28'32.296
13	9.142	22.868	1'00.256	51.000	2'23.266	199.6	30'55.562
14	9.162	20.396	59.603	51.043	2'20.204	182.7	33'15.766
15	9.222	21.005	59.975	51.882	2'22.084	174.8	35'37.850
16	9.146	20.857	1'01.378	52.011	2'23.392	174.2	38'01.242
17	9.039	20.253	59.929	1'46.927	3'16.148 P	198.5	41'17.390
18	18.521	21.015	1'01.290	52.206	2'33.032 P	137.1	43'50.422
19	9.087	20.369	59.468	52.733	2'21.657	193.9	46'12.079
20	9.085	20.523	1'00.040	52.068	2'21.716	194.2	48'33.795
21	9.148	20.513	58.789	51.476	2'19.926	186.8	50'53.721
22	9.057	19.899	58.776	51.543	2'19.275	200.7	53'12.996

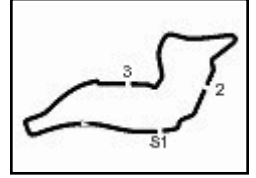
P = Box In/Out - C = Tempo Invaldato

44 JELMINI F

Giro	Tratto 1	Tratto 2	Tratto 3	Tratto 4	T. Giro	km/h	Race Time
1	23.455	23.348	1'07.857	1'00.791	2'55.451	157.2	2'55.451
2	11.755	23.009	1'06.875	58.679	2'40.318	156.3	5'35.769
3	11.586	22.758	1'06.991	58.219	2'39.554	158.2	8'15.323
4	11.617	22.371	1'05.391	58.432	2'37.811	157.2	10'53.134
5	11.597	22.341	1'04.372	58.110	2'36.420	157.5	13'29.554
6	11.557	22.219	1'07.277	58.582	2'39.635	157.7	16'09.189
7	11.315	22.314	1'07.107	59.268	2'40.004	162.2	18'49.193
8	11.617	22.166	1'06.627	58.660	2'39.070	157.5	21'28.263
9	11.515	22.081	1'08.523	58.308	2'40.427	159.8	24'08.690
10	11.640	22.165	1'05.868	58.114	2'37.787	157.0	26'46.477
11	11.581	23.141	1'07.918	59.383	2'42.023	157.7	29'28.500
12	11.660	22.200	1'05.043	2'10.117	3'49.020 P	156.8	33'17.520
13	24.004	23.050	1'05.022	57.465	2'49.541 P	107.6	36'07.061
14	11.670	22.974	1'05.321	58.509	2'38.474	157.9	38'45.535
15	11.526	22.298	1'04.858	58.340	2'37.022	159.3	41'22.557
16	11.557	22.159	1'06.152	58.194	2'38.062	158.6	44'00.619
17	11.495	22.281	1'06.084	58.295	2'38.155	158.6	46'38.774
18	11.504	21.869	1'07.353	58.121	2'38.847	159.3	49'17.621
19	11.470			57.577	2'36.286	160.0	51'53.907
20	11.457	21.622	1'06.236	57.264	2'36.579	159.8	54'30.486
21	11.590	22.249	1'05.499	57.617	2'36.955	158.9	57'07.441
22	11.607	22.306	1'04.523	57.697	2'36.133	158.6	59'43.574
23	11.813	24.425	1'04.585	57.880	2'38.703	156.3	1:02'22.277

45 MORAMARCO L

Giro	Tratto 1	Tratto 2	Tratto 3	Tratto 4	T. Giro	km/h	Race Time
1	19.324	22.416	1'06.291	56.680	2'44.711	162.2	2'44.711
2	10.310	21.117	1'03.119	54.936	2'29.482	175.9	5'14.193
3	10.897	21.423	1'04.256	54.800	2'31.376	162.4	7'45.569
4	10.847	21.632	1'03.643	54.989	2'31.111	161.9	10'16.680
5	10.633	21.553	1'04.137	54.971	2'31.294	162.2	12'47.974
6	10.542	20.899	1'04.410	54.712	2'30.563	169.6	15'18.537
7	10.653	21.389	1'04.325	54.881	2'31.248	157.7	17'49.785
8	10.503	21.204	1'04.299	54.931	2'30.937	171.7	20'20.722
9	10.540	21.105	1'03.415	54.094	2'29.154	167.7	22'49.876
10	10.748	20.882	1'03.418	55.650	2'30.698	164.2	25'20.574
11	10.533	20.903	1'02.775	53.996	2'28.207	169.6	27'48.781
12	10.559	21.084	1'03.194	1'41.636	3'16.473 P	164.9	31'05.254
13	17.420	21.924	1'02.934	54.197	2'36.475 P	129.2	33'41.729
14	10.624	21.296	1'06.348	54.605	2'32.873	168.2	36'14.602
15	10.531	21.011	1'03.102	55.604	2'30.248	169.8	38'44.850
16	10.484	20.996	1'03.312	55.355	2'30.147	169.8	41'14.997
17	10.552	21.074	1'02.292	54.170	2'28.088	168.0	43'43.085
18	10.317	20.951	1'02.290	55.873	2'29.431	176.2	46'12.516
19	10.379	21.013	1'02.128	53.568	2'27.088	171.7	48'39.604
20	10.431	20.760	1'03.522	53.292	2'28.005	170.9	51'07.609
21	10.328	20.559	1'01.542	55.070	2'27.499	170.1	53'35.108
22	10.412	20.952	1'02.456	53.879	2'27.699	173.6	56'02.807
23	10.346	21.097	1'02.604	53.639	2'27.686	172.3	58'30.493
24	10.441	21.551	1'03.058	54.432	2'29.482	164.4	1:00'59.975
25							



Luigi Musso Historic Gran Prix

Alfa Revival Cup - Analisi Tempi Gara

Enzo e Dino Ferrari 4.909 m

19	9.555	19.781	56.590	50.344	2'16.270	184.0	44'33.680
20	9.503	19.346	57.628	50.922	2'17.399	186.8	46'51.079
21	9.586	20.225	57.868	50.628	2'18.307	177.3	49'09.386
22	9.610	19.868	57.079	50.239	2'16.796	184.9	51'26.182
23	9.625	19.475	56.973	50.451	2'16.524	185.6	53'42.706
24	9.597	19.484	56.665	51.147	2'16.893	180.6	55'59.599
25	9.654	20.206	59.057	50.809	2'19.726	180.0	58'19.325
26	9.649	19.516	57.900	51.089	2'18.154	183.4	1:00'37.479
27	9.644	19.811	58.679	50.527	2'18.661	178.2	1:02'56.140

48 SORDI ROKKOS

Giro	Tratto 1	Tratto 2	Tratto 3	Tratto 4	T. Giro	km/h	Race Time
1			1'03.937	54.122	2'31.482		2'31.482
2	9.848	20.991	1'01.206	53.041	2'25.086	179.4	4'56.568
3	9.654	20.545	1'00.695	52.298	2'23.192	187.2	7'19.760
4	9.542	20.410	1'00.457	51.821	2'22.230	191.5	9'41.990
5	9.572	21.034	59.691	51.732	2'22.029	190.1	12'04.019
6	9.564	20.487	59.422	51.717	2'21.190	191.5	14'25.209
7	9.526	20.362	59.348	51.603	2'20.839	191.1	16'46.048
8	9.465	20.129	1'00.142	51.755	2'21.491	192.5	19'07.539
9	9.489	20.149	1'00.766	51.336	2'21.740	190.1	21'29.279
10	9.478	21.416	59.270	51.429	2'21.593	175.3	23'50.872
11	9.481	21.276	59.866	51.091	2'21.714	185.2	26'12.586
12	9.572	20.463	59.721	51.566	2'21.322	182.4	28'33.908
13	9.519	20.867	59.238	51.015	2'20.639	189.5	30'54.547
14	9.618	20.226	58.765	1'40.699	3'09.308 P	190.1	34'03.855
15	16.180	21.846	1'03.141	52.547	2'33.714 P	131.6	36'37.569
16	9.450	20.735	58.741	51.470	2'20.396	186.8	38'57.965
17	9.554	20.410	59.254	52.198	2'21.416	187.2	41'19.381
18	9.623	20.370	59.579	51.469	2'21.041	183.4	43'40.422
19	9.697	20.624	58.988	53.794	2'23.103	186.5	46'03.523
20	9.844	20.197	1'02.778	53.299	2'26.118	184.6	48'29.643
21	9.600	20.045	58.720	51.514	2'19.879	187.5	50'49.522
22	9.518	20.141	58.608	52.115	2'20.382	190.5	53'09.904
23	9.576	20.141	59.101	52.861	2'21.679	189.8	55'31.583
24	9.472	20.462	59.268	50.604	2'19.806	184.0	57'51.389
25	9.570	20.062	59.886	1'08.010	2'37.528 P	184.6	1:00'28.917
26	14.076	20.231	58.239	51.212	2'23.758 P	144.4	1:02'52.675

49 MARELLI W

Giro	Tratto 1	Tratto 2	Tratto 3	Tratto 4	T. Giro	km/h	Race Time
1	16.474	22.297	1'03.633	54.343	2'36.747	158.9	2'36.747
2	9.789	21.124	1'01.900	53.121	2'25.934	172.8	5'02.681
3	9.777	21.238	1'01.767	52.486	2'25.268	168.0	7'27.949
4	9.907	20.915	1'02.317	53.181	2'26.320	163.2	9'54.269
5	9.860	21.032	1'01.914	52.757	2'25.563	183.4	12'19.832
6	9.834	21.536	1'01.391	53.309	2'26.070	183.7	14'45.902
7	9.917	21.893	1'02.269	53.190	2'27.269	178.2	17'13.171
8	10.036	21.519	1'02.357	53.633	2'27.545	172.5	19'40.716
9	9.853	21.035	1'02.430	53.045	2'26.363	182.1	22'07.079
10	9.829	21.219	1'03.601	53.718	2'28.367	184.3	24'35.446
11	9.846	21.098	1'01.327	53.276	2'25.547	184.6	27'00.993
12	9.852	20.904	1'02.554	1'57.799	3'31.109 P	185.6	30'32.102
13	19.101	21.813	1'01.886	53.212	2'36.012 P	129.6	33'08.114
14	9.948	20.753	1'01.610	53.395	2'25.706	183.4	35'33.820
15	9.887	21.008	1'01.215	53.275	2'25.385	177.6	37'59.205
16	9.997	21.020	1'02.540	53.291	2'26.848	181.2	40'26.053
17	9.890	21.017	1'01.788	52.573	2'25.268	180.6	42'51.321
18	9.932	20.987	1'01.733	54.553	2'27.205	182.1	45'18.526
19	9.981	20.921	1'01.533	53.960	2'26.395	181.8	47'44.921
20	9.899	20.551	1'01.623	53.933	2'26.006	181.5	50'10.927
21	10.059	21.024	1'02.501	52.732	2'26.316	178.2	52'37.243
22	9.954	20.815	1'02.112	53.345	2'26.226	182.4	55'03.469
23	9.895	20.678	1'02.256	53.763	2'26.592	183.4	57'30.061
24	9.933	20.876	1'01.650	53.626	2'26.085	181.8	59'56.146
25	10.022	20.953	1'02.462	53.827	2'27.264	181.2	1:02'23.410

50 GALLI MAGONIO

Giro	Tratto 1	Tratto 2	Tratto 3	Tratto 4	T. Giro	km/h	Race Time
1	14.306	22.398	1'02.547	54.483	2'33.734		2'33.734
2	9.891	21.004	1'01.629	53.724	2'26.248	178.2	4'59.982
3	9.961	20.995	1'01.165	54.276	2'26.397	181.2	7'26.379
4	9.931	20.683	1'01.728	53.270	2'25.612	181.8	9'51.991
5	9.966	20.857	1'01.175	53.369	2'25.367	182.1	12'17.358
6	9.911	21.052	1'01.407	53.502	2'25.872	183.0	14'43.230
7	9.949	20.821	1'01.373	53.518	2'25.661	181.8	17'08.891
8	10.018	21.901	1'02.066	53.524	2'27.509	175.9	19'36.400
9	9.924	21.336	1'01.125	53.034	2'25.419	182.1	22'01.819
10	9.910	20.697	1'01.709	52.947	2'25.263	182.4	24'27.082

P = Box In/Out - C = Tempo Invalidato

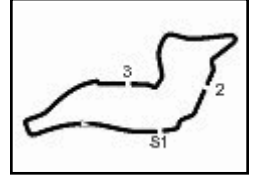
11	9.898	20.644	1'00.486	53.419	2'24.447	179.7	26'51.529
12	9.815	21.287	1'03.744	52.635	2'27.481	175.6	29'19.010
13	9.856	20.736	1'01.526	54.115	2'26.233	182.7	31'45.243
14	9.989	20.670	1'00.928	53.290	2'24.877	182.7	34'10.120
15	9.861	21.193	1'00.796	1'46.695	3'18.545 P	180.3	37'28.665
16	17.542	22.401	1'04.352	55.481	2'39.776 P	124.8	40'08.441
17	10.138	22.028	1'03.829	55.861	2'31.856	168.0	42'40.297
18	10.168	21.864	1'03.840	55.600	2'31.472	177.6	45'11.769
19	10.032	21.534	1'03.602	55.030	2'30.198	180.9	47'41.967
20	10.089	21.481	1'03.300	55.906	2'30.776	180.6	50'12.743
21	10.356	22.111	1'03.363	55.219	2'31.049	163.0	52'43.792
22	10.057	21.734	1'03.585	54.849	2'30.225	180.3	55'14.017
23	9.946	21.123	1'02.819	55.169	2'29.507	182.7	57'43.074
24	9.977	22.166	1'02.565	55.334	2'30.042	182.1	1:00'13.116
25	9.973	21.556	1'02.388	54.246	2'28.163	176.8	1:02'41.279

53 LILLI ROCCO

Giro	Tratto 1	Tratto 2	Tratto 3	Tratto 4	T. Giro	km/h	Race Time
1			1'03.177	53.655	2'31.898		2'31.898
2	9.707	21.521	1'00.685	53.150	2'25.063	168.0	4'56.961
3	9.593	21.062	1'00.492	52.732	2'23.879	176.5	7'20.840
4	9.623	20.909	59.947	51.997	2'22.476	188.5	9'43.316
5	9.634	20.684	1'00.062	52.339	2'22.719	186.8	12'06.035
6	9.674	20.993	1'00.113	52.427	2'23.207	187.2	14'29.242
7	9.680	20.812	1'00.021	52.355	2'22.868	186.5	16'52.110
8	9.740	20.549	59.771	52.327	2'22.387	187.2	19'14.497
9	9.712	20.375	1'00.949	52.515	2'23.551	186.5	21'38.048
10	9.756	20.413	1'01.053	1'48.654	3'19.876 P	185.2	24'57.924
11	20.358	21.684	1'02.687	52.851	2'37.580 P	126.8	27'35.504
12	9.665	20.453	1'01.064	52.905	2'24.087	190.5	29'59.591
13	9.762	20.462	1'00.791	52.748	2'23.763	187.5	32'23.354
14	9.784	20.691	1'00.744	52.354	2'23.573	179.7	34'46.927
15	9.737	20.633	1'00.621	52.654	2'23.645	185.6	37'10.572
16	9.755	20.757	1'00.577	52.703	2'23.792	182.1	39'34.364
17	9.764	20.374	1'00.737	52.337	2'23.212	183.4	41'57.576
18	9.639	20.162	1'00.179	53.053	2'23.033	187.8	44'20.609
19	9.759	20.259	59.847	51.848	2'21.713	185.6	46'42.322
20	9.607	21.736	59.983	52.259	2'23.585	177.6	49'05.907
21	9.719	20.249	1'00.234	52.272	2'22.474	187.8	51'28.381
22	9.711	20.296	59.669	52.136	2'21.812	187.8	53'50.193
23	9.651	20.316	1'00.784	52.123	2'22.874	189.5	56'13.067
24	9.699	20.184	59.863	52.188	2'21.934	187.5	58'35.001
25	9.691	20.184	1'00.265	51.904	2'22.044	189.5	1:00'57.045
26	9.866	20.704	1'00.978	52.892	2'24.440	176.5	1:03'21.485

55 ZWEIFLER FICHT

Giro	Tratto 1	Tratto 2	Tratto 3	Tratto 4	T. Giro	km/h	Race Time
1	17.213	22.824	1'04.000	55.504	2'39.541	165.4	2'39.541
2	10.013	21.653	1'03.096	55.538	2'30.300	179.4	5'09.841
3	10.070	21.341	1'02.831	54.953	2'29.195	178.8	7'39.036
4	10.074	21.177	1'02.829	54.853	2'28.933	177.6	10'07.969
5	10.125	21.360	1'02.932	55.422	2'29.839	180.3	12'37.808
6	10.232	21.320	1'02.965	55.070	2'29.587	177.9	15'07.395
7	10.128	21.593	1'03.				



Luigi Musso Historic Gran Prix

Alfa Revival Cup - Analisi Tempi Gara

Enzo e Dino Ferrari 4.909 m

6	9.928	20.873	1'02.247	53.552	2'26.600	179.7	14'51.963
7	9.947	21.268	1'01.115	54.417	2'26.747	180.9	17'18.710
8	9.959	21.142	1'01.424	53.091	2'25.616	176.8	19'44.326
9	9.977	21.272	1'04.172	1'47.698	3'23.119 P	181.5	23'07.445
10	23.360	22.147	1'03.962	53.935	2'43.404 P	124.5	25'50.849
11	10.091	20.825	1'01.277	53.804	2'25.997	181.2	28'16.846
12	10.138	20.860	1'01.645	53.729	2'26.372	179.1	30'43.218
13	10.149	21.223	1'01.217	53.393	2'25.982	180.0	33'09.200
14	10.058	20.848	1'01.381	53.139	2'25.426	180.9	35'34.626
15	10.005	20.653	1'02.275	53.508	2'26.441	180.9	38'01.067
16	10.189	21.463	1'01.801	53.663	2'27.116	179.4	40'28.183
17	10.090	20.728	1'01.203	53.479	2'25.500	181.2	42'53.683
18	10.120	20.746	1'00.911	56.713	2'28.490	181.2	45'22.173
19	10.311	21.765	1'03.319	55.505	2'30.900	177.6	47'53.073
20	10.279	21.707	1'01.854	54.231	2'28.071	172.8	50'21.144
21	10.177	21.171	1'01.785	54.326	2'27.459	178.8	52'48.603
22	10.309	20.992	1'02.461	53.938	2'27.700	176.8	55'16.300
23	10.095	20.819	1'02.009	54.028	2'26.951	181.5	57'43.254
24	10.024	21.065	1'02.061	54.363	2'27.513	180.9	1:00'10.767
25	10.164	21.132	1'03.928	54.703	2'29.927	176.8	1:02'40.694

61 CIUFFI G							
Giro	Tratto 1	Tratto 2	Tratto 3	Tratto 4	T. Giro	km/h	Race Time
1			1'02.796	54.041	2'32.598		2'32.598
2	9.677	21.124	1'00.940	53.319	2'25.060	183.4	4'57.658
3	9.649	20.587	1'00.979	52.968	2'24.183	188.1	7'21.841
4	9.668	20.439	1'00.043	52.747	2'22.897	185.9	9'44.738
5	9.739	20.390	1'08.120	53.181	2'31.430	185.9	12'16.166
6	9.842	20.501	1'01.067	52.758	2'24.168	184.6	14'40.336
7	9.805	20.515	1'00.051	53.303	2'23.674	185.6	17'04.010
8	9.851	20.586	1'00.875	53.319	2'24.631	183.0	19'28.641
9	9.837	20.609	1'02.387	53.538	2'26.371	182.1	21'55.012
10	9.876	20.840	1'01.384	53.248	2'25.348	182.4	24'20.360
11	9.925	20.528	1'01.103	53.405	2'24.961	180.6	26'45.321
12	9.857	20.716	1'00.653	53.580	2'24.806	181.8	29'10.127
13	9.887	20.719	1'01.462	1'50.663	3'22.731 P	180.0	32'32.858
14	21.092	21.905	1'00.504	52.847	2'36.348 P	109.9	35'09.206
15	9.762	20.501	1'00.570	53.573	2'24.406	187.2	37'33.612
16	9.942	20.811	1'00.779	53.294	2'24.826	181.5	39'58.438
17	9.980	20.924	1'00.255	52.912	2'24.071	176.5	42'22.509
18	9.861	20.699	1'01.222	56.823	2'28.605	183.4	44'51.114
19	10.012	20.585	1'00.557	54.662	2'25.816	179.4	47'16.930
20	9.929	20.668	1'00.917	53.392	2'24.906	181.8	49'41.836
21	9.997	20.624	1'00.810	52.911	2'24.342		52'06.178
22	9.683	20.937	1'00.748	52.494	2'23.862	184.0	54'30.040
23	9.806	20.514	1'00.654	53.497	2'24.471	183.0	56'54.511
24	9.909	20.810	1'00.761	53.432	2'24.912	180.3	59'19.423
25	9.870	20.656	1'00.531	53.179	2'24.236	181.2	1:01'43.659
26	9.848	20.498	1'00.973	53.762	2'25.081	181.5	1:04'08.744

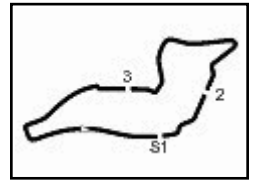
62 INCAGLI G							
Giro	Tratto 1	Tratto 2	Tratto 3	Tratto 4	T. Giro	km/h	Race Time
1	14.651	22.209	1'04.179	54.886	2'35.925	161.9	2'35.925
2	10.168	21.263	1'01.585	53.559	2'26.575	180.0	5'02.500
3	10.038	21.809	1'03.737	53.740	2'29.324	168.5	7'31.824
4	9.769	20.497	1'01.846	53.193	2'25.305	188.5	9'57.129
5	9.797	21.148	1'03.399	52.747	2'27.091	187.2	12'24.220
6	9.816	20.410	1'01.941	53.362	2'25.529	180.9	14'49.749
7	9.783	20.642	1'01.568	52.978	2'24.971	187.8	17'14.720
8	9.721	20.510	1'01.905	53.202	2'25.338	189.5	19'40.058
9	9.844	20.566	1'01.873	53.353	2'25.636	187.5	22'05.694
10	9.841	20.501	1'01.411	53.462	2'25.215	187.2	24'30.909
11	9.924	20.945	1'02.080	53.720	2'26.669	183.4	26'57.578
12	9.881	20.506	1'02.018	4'55.744	6'28.149 P	186.5	33'25.727

63 MERCATALI L							
Giro	Tratto 1	Tratto 2	Tratto 3	Tratto 4	T. Giro	km/h	Race Time
1			1'03.310	54.036	2'32.982 P		2'32.982
2	9.615	21.031	1'02.091	52.952	2'25.689	181.2	4'58.671
3	9.584	20.637	1'01.176	52.925	2'24.322	186.2	7'22.993
4	9.627	20.571	1'00.529	52.553	2'23.280	187.2	9'46.273
5	9.704	20.637	1'00.993	52.936	2'24.270	180.6	12'10.543
6	9.794	20.432	1'01.402	52.605	2'24.233	185.6	14'34.776
7	9.730	20.496	1'01.056	52.405	2'23.687	187.2	16'58.463
8	9.728	20.624	1'00.381	52.516	2'23.249	185.9	19'21.712
9	9.724	20.531	1'01.645	52.551	2'24.451	185.9	21'46.163
10	9.735	20.620	1'01.134	52.664	2'24.153	184.3	24'10.316
11	9.797	20.400	1'00.845	53.120	2'24.162	180.9	26'34.478
12	9.755	20.684	1'01.047	52.520	2'24.006	187.2	28'58.484

13	9.760	20.520	1'01.031	1'49.674	3'20.985 P	187.2	32'19.469
14	21.263	21.188	1'00.554	52.528	2'35.533 P	129.7	34'55.002
15	9.732	20.765	1'00.410	52.458	2'23.365	185.2	37'18.367
16	9.751	20.508	1'00.638	52.536	2'23.433	186.2	39'41.800
17	9.711	20.756	1'00.442	52.555	2'23.464	187.5	42'05.264
18	9.755	21.055	1'00.731	52.929	2'24.470	181.5	44'29.734
19	9.764	20.752	1'00.651	53.608	2'24.775	195.3	46'54.509
20	9.781	20.694	1'00.535	52.596	2'23.606	186.8	49'18.115
21	9.669	21.155	1'00.623	52.980	2'24.427	186.5	51'42.542
22	9.774	20.560	1'00.781	52.791	2'23.906	186.5	54'06.448
23	9.790	20.700	1'00.801	52.822	2'24.113	185.9	56'30.561
24	9.701	20.877	1'00.901	53.109	2'24.588	187.8	58'55.149
25	9.756	20.521	1'01.684	52.876	2'24.837	186.5	1:01'19.986
26	9.832	20.712	1'01.139	52.962	2'24.645	185.2	1:03'44.631

65 BARTOLUCCI U							
Giro	Tratto 1	Tratto 2	Tratto 3	Tratto 4	T. Giro	km/h	Race Time
1	16.838	22.475	1'04.282	54.384	2'37.979	145.2	2'37.979
2	9.740	21.858	1'02.051	53.675	2'27.324	165.4	5'05.303
3	9.625	21.711	1'01.354	53.281	2'25.971	178.8	7'31.274
4	9.653	20.989	1'01.023	53.605	2'25.270	181.5	9'56.544
5	9.724	21.590	1'02.471	53.131	2'26.916	181.2	12'23.460
6	9.690	21.161	1'01.745	52.983	2'25.579	177.6	14'49.039
7	9.705	20.773	1'01.860	52.514	2'24.852	176.2	17'13.891
8	9.578	20.973	1'00.243	52.809	2'23.603	189.5	19'37.494
9	9.693	20.825	1'01.476	53.172	2'25.166	177.6	22'02.660
10	9.549	20.741	1'00.493	52.674	2'23.457	187.2	24'26.117
11	9.588	20.915	1'00.362	54.291	2'25.156	185.6	26'51.273
12	9.672	20.697	1'02.980	53.660	2'27.009	180.0	29'18.282
13	9.789	20.743	1'00.681	1'57.200	3'28.413 P	184.6	32'46.695
14	16.494	24.567	1'01.505	52.960	2'35.526 P	100.9	35'22.221
15	10.044	20.975	1'00.656	1'37.786	3'09.461 P	168.0	38'31.682
16	17.900	23.051	1'01.973	53.571	2'36.495 P	117.6	41'08.177
17	9.837	21.434	1'00.849	54.241	2'26.361	184.3	43'34.538
18	9.946	21.252	1'01.050	55.256	2'27.504	164.4	46'02.042
19	10.040	21.171	1'03.847	54.157	2'29.215	170.6	48'31.257
20	9.887	20.697	1'00.015	53.384	2'23.983	178.5	50'55.240
21			1'00.523	53.704	2'24.929		53'20.169
22	10.112	20.889	1'00.585	54.430	2'26.016	160.5	55'46.185
23	9.816	21.596	1'01.841	54.556	2'27.809	180.6	58'13.994
24	10.045	21.670	1'01.150	54.385	2'27.250	168.0	1:00'41.244
25	10.174	21.952	1'01.857	55.571	2'29.554	168.0	1:03'10.798

83 ERMINI CERBONESCHI							
Giro	Tratto 1	Tratto 2	Tratto 3	Tratto 4	T. Giro	km/h	Race Time
1	19.596	24.310	1'06.963	58.768	2'49.637	156.3	2'49.637
2	11.045	22.903	1'05.585	59.098	2'38.631	165.4	5'28.268
3	10.991	22.656	1'06.554	58.513	2'38.714	165.4	8'06.982
4	10.962	22.503	1'05.836	57.800	2'37.101	165.7	10'44.083
5	11.117	23.051	1'05.259	57.372	2'36.799	162.7	13'20.882
6	11.075	22.128	1'05.724	59.120	2'38.047	163.7	15'58.929
7	11.009	22.109	1'07.253	57.299	2'37.670	165.4	18'36.599
8	11.031	22.536	1'06.809	57.673	2'38.049	163.7	21'14.648
9	11.115	22.272	1'05.265	58.886	2'37.538	163.7	23'52.186
10	11.040	21.958	1'04.927				



Enzo e Dino Ferrari 4.909 m

Luigi Musso Historic Gran Prix

Alfa Revival Cup - Analisi Tempi Gara

22	9.998	20.113	58.853	51.665	2'20.629	179.1	52'05.875
23	9.825	20.376	59.568	1'11.351	2'41.120 P	179.4	54'46.995
24	18.941	20.225	59.402	53.491	2'32.059 P	132.4	57'19.054

89 RIZZO S							
Giro	Tratto 1	Tratto 2	Tratto 3	Tratto 4	T. Giro	km/h	Race Time
1			57.280	51.144	2'17.765		2'17.765
2	9.347	19.123	56.632	49.780	2'14.882	192.1	4'32.647
3	9.400	19.014	57.193	50.678	2'16.285	191.1	6'48.932
4	9.720	19.611	57.469	50.923	2'17.723	183.0	9'06.655
5	9.597	19.583	56.490	50.119	2'15.789	187.5	11'22.444
6	9.631	19.322	57.113	50.144	2'16.210	184.9	13'38.654
7	9.667	19.412	56.753	49.823	2'15.655	184.9	15'54.309
8	9.655	19.284	57.067	49.825	2'15.831	184.9	18'10.140
9	9.656	19.347	56.621	49.733	2'15.357	185.6	20'25.497
10	9.571	19.022	56.741	50.059	2'15.393	187.5	22'40.890
11	9.450	19.716	56.621	49.479	2'15.266	190.8	24'56.156
12	9.392	19.090	56.608	49.473	2'14.563	191.1	27'10.719
13	9.339	19.259	56.782	49.592	2'14.972	192.1	29'25.691
14	9.363	19.218	57.622	1'50.838	3'17.041 P	192.1	32'42.732
15	16.495	19.916	58.630	50.798	2'25.839 P	139.6	35'08.571
16	9.416	19.372	57.856	2'53.602	4'20.246 P	190.5	39'28.817
17	17.485	20.729	57.072	50.342	2'25.628 P	136.2	41'54.445
18	9.538	19.348	56.758	50.004	2'15.648	187.8	44'10.093
19	9.598	19.483	57.382	50.842	2'17.305	188.5	46'27.398
20	9.535	19.249	57.807	50.745	2'17.336	188.5	48'44.734
21	9.690	20.026	58.225	50.869	2'18.810	185.6	51'03.544
22	9.639	19.376	57.357	50.158	2'16.530	185.9	53'20.074
23	9.607	19.369	57.182	50.861	2'17.019	186.8	55'37.093
24	9.482	19.388	57.395	50.804	2'17.069	190.8	57'54.162
25	9.425	19.356	56.518	50.793	2'16.092	191.1	1:00'10.254
26	9.528	19.479	57.748	51.870	2'18.625	189.8	1:02'28.879

90 SLAMA F							
Giro	Tratto 1	Tratto 2	Tratto 3	Tratto 4	T. Giro	km/h	Race Time
1			1'03.441	54.717	2'34.807		2'34.807
2	9.289	21.109	1'01.800	52.795	2'24.993	192.1	4'59.800
3	9.257	20.626	1'01.966	55.330	2'27.179	192.5	7'26.979
4	10.398	20.785	1'02.298	54.401	2'27.882	160.3	9'54.861
5	9.990	22.185	1'01.063	53.664	2'26.902	166.2	12'21.763
6	10.356	21.092	1'02.043	52.067	2'25.558	164.9	14'47.321
7	9.425	21.439	1'02.271	52.583	2'25.718	175.9	17'13.039
8	9.393	19.836	59.856	51.314	2'20.399	189.5	19'33.438
9	9.207	20.697	1'03.255	53.099	2'26.258	193.5	21'59.696
10	9.683	20.641	1'01.613	52.628	2'24.565	178.8	24'24.261
11	9.715	20.569	1'01.540	54.884	2'26.708	172.5	26'50.969
12	9.885	21.262	1'06.141	54.936	2'32.224	177.6	29'23.193
13	9.886	20.705	1'03.029	2'16.314	3'49.934 P	168.8	33'13.127
14	23.268	22.169	1'03.240	54.648	2'43.325 P	111.0	35'56.452
15	10.627	20.917	1'01.759	54.633	2'27.936	163.7	38'24.388
16	10.298	20.807	1'01.685	53.457	2'26.247	170.4	40'50.635
17	9.856	21.135	1'01.576	54.369	2'26.936	172.5	43'17.571
18	9.789	20.241	1'01.927	55.280	2'27.237	174.5	45'44.808
19	10.131	20.955	1'02.434	55.076	2'28.596	164.2	48'13.404
20	10.252	21.079	1'02.572	54.165	2'28.068	166.7	50'41.472
21	9.767	20.184	1'01.659	53.363	2'24.973	176.8	53'06.445
22	9.902	20.415	1'01.538	52.877	2'24.732	172.5	55'31.177
23	9.441	20.382	59.967	53.367	2'23.157	174.5	57'54.334
24	9.543	20.116	1'08.560	59.570	2'37.789	170.1	1:00'32.123
25	12.898	22.547	1'05.164	58.340	2'38.949	133.1	1:03'11.072

93 WEINZIEHL GEORGI							
Giro	Tratto 1	Tratto 2	Tratto 3	Tratto 4	T. Giro	km/h	Race Time
1			59.103	51.033	2'23.475		2'23.475
2	8.905	19.722	58.058	50.746	2'17.431	193.5	4'40.906
3	8.981	19.786	58.248	49.699	2'16.714	197.4	6'57.620
4	9.098	20.075	57.762	50.384	2'17.319	174.8	9'14.939
5	9.081	19.908	58.200	50.462	2'17.651	178.8	11'32.590
6	9.028	19.569	57.045	49.693	2'15.335	182.1	13'47.925
7	9.015	19.424	57.765	49.475	2'15.679	195.6	16'03.604
8	8.961	19.497	57.989	49.691	2'16.138	197.4	18'19.742

94 RODER M							
Giro	Tratto 1	Tratto 2	Tratto 3	Tratto 4	T. Giro	km/h	Race Time
1			1'01.315	2'28.045	4'01.891 P		4'01.891

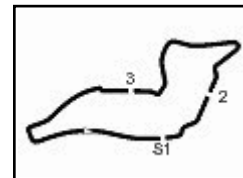
95 GEISSLER F							
Giro	Tratto 1	Tratto 2	Tratto 3	Tratto 4	T. Giro	km/h	Race Time
1			59.281	49.915	2'19.773 P		2'19.773

2	9.136	20.015	57.917	50.547	2'17.615	177.6	4'37.388
3	9.014	19.717	59.558	50.424	2'18.713	197.8	6'56.101
4	9.543	20.051	57.883	50.443	2'17.920	173.9	9'14.021
5	9.458	19.944	58.207	50.776	2'18.385	183.7	11'32.406
6	9.503	20.162	58.145	50.633	2'18.443	172.8	13'50.849
7	9.147	19.665	57.586	50.508	2'16.906	184.0	16'07.755
8	9.034	19.423	56.966	49.834	2'15.257	193.2	18'23.012
9	8.993	19.467	58.323	51.673	2'18.456	200.3	20'41.468
10	9.137	19.559	57.465	50.328	2'16.489	200.0	22'57.957
11	9.129	19.504	57.719	49.915	2'16.267	194.2	25'14.224
12	9.187	19.729	59.890	50.267	2'19.073	195.6	27'33.297
13	9.117	19.416	56.792	49.560	2'14.885	199.6	29'48.182
14	9.125	19.584	56.698	50.973	2'16.380	196.7	32'04.562
15	9.172	19.513	56.599	50.812	2'16.096	194.2	34'20.658
16	9.121	19.486	57.069	49.820	2'15.496	198.5	36'36.154
17	8.990	20.357	56.134	51.141	2'16.622	188.1	38'52.776
18	8.990	19.430	59.172	1'41.312	3'08.904 P	199.6	42'01.680
19	15.586	20.256	56.915	49.702	2'22.459 P	148.0	44'24.139
20	9.150	21.700	56.862	50.043	2'17.755	186.8	46'41.894
21	8.982	20.637	57.871	50.046	2'17.536	197.0	48'59.430
22	9.230	20.018	56.891	51.094	2'17.233	193.2	51'16.663
23	9.192	19.641	57.525	49.801	2'16.159	189.1	53'32.822
24	9.336	19.603	57.078	50.541	2'16.558	181.5	55'49.380
25	9.252	20.142	58.096	51.270	2'18.760	189.5	58'08.140
26	9.433	20.357	58.431	52.460	2'20.681	182.7	1:00'28.821
27	9.438	20.464	59.098	51.544	2'20.544	167.7	1:02'49.365

96 FRISONE SCALINI							
Giro	Tratto 1	Tratto 2	Tratto 3	Tratto 4	T. Giro	km/h	Race Time
1	17.551	23.224	1'06.956	56.686	2'44.417	154.3	2'44.417
2	10.391	23.235	1'05.622	56.003	2'35.251	164.4	5'19.668
3	10.543	22.687	1'05.718	56.367	2'35.315	163.2	7'54.983
4	10.519	22.015	1'04.906	55.788	2'33.228	160.3	10'28.211
5	10.544	22.206	1'05.143	56.278	2'34.171	160.5	13'02.382
6	10.597	22.177	1'05.049	56.271	2'34.094	163.2	15'36.476
7	10.521	22.372	1'04.288	57.031	2'34.212	161.7	18'10.688
8	10.608	22.553	1'05.283	57.215	2'35.659	165.4	20'46.347
9	10.504	22.026	1'05.419	55.868	2'33.817	164.7	23'20.164
10	10.440	22.323	1'06.343	2'46.628	4'25.734 P	166.7	27'45.898
11	22.767	22.029	1'02.785	54.409	2'41.990 P	122.4	30'27.888
12	10.891	21.492	1'00.223	53.562	2'26.168	161.7	32'54.056
13	10.686	21.940	1'00.152	53.547	2'26.325	165.4	35'20.381
14	11.579	21.678	1'01.221	4'56.687	6'31.165 P	150.7	41'51.546

97 MORTEO A							
Giro	Tratto 1	Tratto 2	Tratto 3	Tratto 4	T. Giro	km/h	Race Time
1			59.403	50.223	2'20.564 P		2'20.564
2	9.430	19.729	57.891	50.557	2'17.607	192.1	4'38.171
3	9.439	19.743	57.793	50.182	2'17.157	193.9	6'55.328
4	9.588	20.046	57.918	50.550	2'18.102	184.9	9'13.430
5	9.465	19.983	58.172	50.724	2'18.344	190.8	11'31.774
6	9.551	19.870	58.588	50.374	2'18.383	190.8	13'50.157
7	9.445	19.648	57.440	50.777	2'17.310	193.2	16'07.467
8	9.669	19.903	57.586	50.976	2'18.134	178.5	18'25.601
9	9.492	20.003	59.097	52.028	2'20.620	189.5	20'46.221
10	9.379	19.894	57.695	50.847	2'17.815	193.2	23'04.036
11	9.511	19.938	57.716	6'23.158	7'50.323 P	191.1	30'54.359

99 BENUSIGLIO CO							
Giro	Tratto 1	Tratto 2	Tratto 3	Tratto 4	T. Giro	km/h	Race Time
1	3'27.554	22.822	1'00.144	52.583	5'43.103 P	115.9	5'43.103
2	9.53						



Enzo e Dino Ferrari 4.909 m

Luigi Musso Historic Gran Prix Alfa Revival Cup - Analisi Tempi Gara

6 / 6

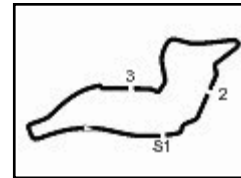
20	9.456	19.941	58.360	51.451	2'19.208	186.2	52'04.845
21	9.451	19.934	59.588	51.824	2'20.797	185.6	54'25.642
22	9.508	20.074	59.046	51.500	2'20.128	182.4	56'45.770
23	9.476	19.843	58.845	51.733	2'19.897	186.2	59'05.667
24	9.563	20.971	58.754	51.331	2'20.619	174.5	1:01'26.286
25	9.520	19.966	59.044	52.234	2'20.764	183.4	1:03'47.050

106 BARRACO CHIARAMONTE

Giro	Tratto 1	Tratto 2	Tratto 3	Tratto 4	T. Giro	km/h	Race Time
1			1'00.719	51.759	2'23.867		2'23.867
2	9.567	20.178	59.376	51.102	2'20.223	177.6	4'44.090
3	9.567	19.983	59.157	51.872	2'20.579	180.9	7'04.669
4	9.692	20.077	58.933	51.263	2'19.965	184.9	9'24.634
5	9.429	20.074	1'00.718	51.390	2'21.611	187.5	11'46.245
6	9.540	19.877	58.951	51.479	2'19.847	180.9	14'06.092
7	9.527	20.066	59.608	51.431	2'20.632	182.7	16'26.724
8	9.500	19.725	59.237	51.922	2'20.384	190.1	18'47.108
9	9.459	19.883	59.173	51.394	2'19.909	189.8	21'07.017
10	9.428	19.994	58.920	51.238	2'19.580	187.5	23'26.597
11	9.502	20.153	59.249	51.442	2'20.346	185.9	25'46.943
12	9.548	19.839	58.458	51.389	2'19.234	184.0	28'06.177
13	9.645	20.467	59.275	1'45.943	3'15.330 P	168.8	31'21.507
14	17.494	22.185	1'00.993	52.146	2'32.818 P	136.9	33'54.325
15	9.474	20.135	59.261	51.623	2'20.493	187.8	36'14.818
16	9.488	20.247	59.616	51.287	2'20.638	184.6	38'35.456
17	9.482	19.841	58.421	51.390	2'19.134	183.7	40'54.590
18	9.459	20.047	59.384	51.964	2'20.854	185.2	43'15.444
19	9.525	19.901	58.472	52.198	2'20.096	187.5	45'35.540
20	9.521	20.030	58.797	51.680	2'20.028	188.5	47'55.568
21	9.406	19.764	58.069	50.565	2'17.804		50'13.372
22	9.606	20.018	59.311	51.519	2'20.454	162.7	52'33.826
23	9.522	19.630	57.711	50.504	2'17.367		54'51.193
24	9.450	19.511	57.831	50.304	2'17.096	185.2	57'08.289
25	9.407	20.257	58.570	50.744	2'18.978	190.8	59'27.267
26	9.440	19.557	59.654	50.959	2'19.610	186.8	1:01'46.877
27	9.450	19.600	59.389	51.761	2'20.200	184.6	1:04'07.077

P = Box In/Out - C = Tempo Invalidato





Enzo e Dino Ferrari 4.909 m

Luigi Musso Historic Gran Prix

Alfa Revival Cup - Velocità Gara

Classifica

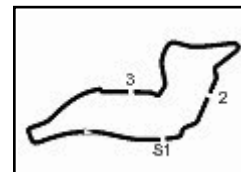
1	22 FURIANI A	Giulia GTA 1600	Giri 27
2	47 BUCCI R	Giulia GT Junior 1300	48.927
3	95 GEISSLER F	GTAM 1750	1'42.152
4	106 BARRACO CHIARAMONTE B	Giulia GTA 1600	1'59.864
5	39 RITWEGER A	Giulia GTA 1600	1 Giro
6	89 RIZZO S	GTAM	1 Giro
7	41 WALTHER Max	Giulia GTA 1600	1 Giro
8	43 KOERBER M	Giulia GTA 1600	1 Giro
9	48 SORDI ROKKOS	Giulia GT Junior 1300	1 Giro
10	53 LILLI ROCCO	GTV 2000	1 Giro
11	63 MERCATALI L	GTV 2000	1 Giro
12	61 CIUFFI G	GTV 2000	1 Giro
13	49 MARELLI W	Giulia GT Veloce	2 Giri
14	58 BIONDETTI GIMIGNANI	GTV 2000	2 Giri
15	50 GALLI MAGONIO	GTV 2000	2 Giri
16	65 BARTOLUCCI U	GTV 2000	2 Giri
17	90 SLAMA F	GTAM 2000	2 Giri
18	45 MORAMARCO L	Giulia TI Super	2 Giri
19	99 BENUSIGLIO CO	GTAM	2 Giri
20	21 MANISCALCO FALANGA	Giulia TI Super	2 Giri
21	84 PRALLER P	Giulia Super	3 Giri
22	55 ZWEIFLER FICHT	GTV 2000	3 Giri
23	20 RAIMONDI R	Giulietta Spider veloce	3 Giri
24	4 ONDRAK C	Giulietta Sprint veloce	3 Giri
25	30 INCERTI C	Giulietta SZ	4 Giri
26	44 JELMINI F	Giulia GT Junior 1300	4 Giri
RIT	96 FRISONE SCALINI	GTV 2000	13 Giri
RIT	42 MOERTL MOLITOR	Giulia GT	14 Giri
RIT	62 INCAGLI G	GTV 2000	15 Giri
RIT	97 MORTEO A	GTAM 1750	16 Giri
RIT	83 ERMINI CERBONESCHI	Giulia Super	17 Giri
RIT	93 WEINZIEHL GEORGI	GTAM 1750	19 Giri
RIT	94 RODER M	GTAM 1750	26 Giri

Velocità

1	22 FURIANI A	Giulia GTA 1600	206.1
2	43 KOERBER M	Giulia GTA 1600	200.7
3	95 GEISSLER F	GTAM 1750	200.3
4	41 WALTHER Max	Giulia GTA 1600	198.5
5	93 WEINZIEHL GEORGI	GTAM 1750	197.8
6	63 MERCATALI L	GTV 2000	195.3
7	97 MORTEO A	GTAM 1750	193.9
8	84 PRALLER P	Giulia Super	193.5
9	90 SLAMA F	GTAM 2000	193.5
10	48 SORDI ROKKOS	Giulia GT Junior 1300	192.5
11	89 RIZZO S	GTAM	192.1
12	106 BARRACO CHIARAMONTE B	Giulia GTA 1600	190.8
13	53 LILLI ROCCO	GTV 2000	190.5
14	62 INCAGLI G	GTV 2000	189.5
15	65 BARTOLUCCI U	GTV 2000	189.5
16	99 BENUSIGLIO CO	GTAM	189.1
17	47 BUCCI R	Giulia GT Junior 1300	188.8
18	42 MOERTL MOLITOR	Giulia GT	188.8
19	61 CIUFFI G	GTV 2000	188.1
20	49 MARELLI W	Giulia GT Veloce	185.6
21	50 GALLI MAGONIO	GTV 2000	183.0
22	55 ZWEIFLER FICHT	GTV 2000	183.0
23	30 INCERTI C	Giulietta SZ	182.4
24	58 BIONDETTI GIMIGNANI	GTV 2000	181.5
25	39 RITWEGER A	Giulia GTA 1600	180.9
26	21 MANISCALCO FALANGA	Giulia TI Super	179.7
27	4 ONDRAK C	Giulietta Sprint veloce	176.5
28	45 MORAMARCO L	Giulia TI Super	176.2
29	20 RAIMONDI R	Giulietta Spider veloce	175.3
30	96 FRISONE SCALINI	GTV 2000	166.7
31	83 ERMINI CERBONESCHI	Giulia Super	166.4
32	44 JELMINI F	Giulia GT Junior 1300	162.2

Tratto 1			Tratto 2			Tratto 3			Tratto 4		
1	22 FURIANI A.	8.769	1	89 RIZZO S.	19.014	1	95 GEISSLER F.	56.134	1	22 FURIANI A.	49.135
2	93 WEINZIEHL GEOR	8.905	2	22 FURIANI A.	19.133	2	89 RIZZO S.	56.490	2	89 RIZZO S.	49.473
3	95 GEISSLER F.	8.982	3	84 PRALLER P.	19.189	3	47 BUCCI R.	56.590	3	93 WEINZIEHL GEOR	49.475
4	41 WALTHER M.	9.018	4	47 BUCCI R.	19.245	4	22 FURIANI A.	56.783	4	95 GEISSLER F.	49.560
5	43 KOERBER M.	9.034	5	95 GEISSLER F.	19.416	5	93 WEINZIEHL GEOR	57.045	5	47 BUCCI R.	49.779
6	90 SLAMA F.	9.207	6	93 WEINZIEHL GEOR	19.424	6	84 PRALLER P.	57.059	6	97 MORTEO A.	50.182
7	84 PRALLER P.	9.332	7	106 BARRACO CHIAR	19.511	7	97 MORTEO A.	57.440	7	39 RITWEGER A.	50.201
8	89 RIZZO S.	9.339	8	97 MORTEO A.	19.648	8	39 RITWEGER A.	57.465	8	106 BARRACO CHIAR	50.304
9	97 MORTEO A.	9.379	9	39 RITWEGER A.	19.672	9	106 BARRACO CHIAR	57.711	9	84 PRALLER P.	50.391
10	99 BENUSIGLIO CO	9.406	10	90 SLAMA F.	19.836	10	48 SORDI ROKKOS	58.239	10	48 SORDI ROKKOS	50.604
11	106 BARRACO CHIAR	9.406	11	99 BENUSIGLIO CO	19.843	11	99 BENUSIGLIO CO	58.346	11	41 WALTHER M.	50.994
12	47 BUCCI R.	9.420	12	43 KOERBER M.	19.899	12	43 KOERBER M.	58.776	12	99 BENUSIGLIO CO	50.994
13	39 RITWEGER A.	9.433	13	48 SORDI ROKKOS	20.045	13	41 WALTHER M.	58.996	13	43 KOERBER M.	51.000
14	42 MOERTL MOLITOR	9.439	14	53 LILLI ROCCO	20.162	14	53 LILLI ROCCO	59.669	14	90 SLAMA F.	51.314
15	48 SORDI ROKKOS	9.450	15	41 WALTHER M.	20.289	15	90 SLAMA F.	59.856	15	53 LILLI ROCCO	51.848
16	65 BARTOLUCCI U.	9.549	16	61 CIUFFI G.	20.390	16	65 BARTOLUCCI U.	1'00.015	16	42 MOERTL MOLITOR	52.202
17	63 MERCATALI L.	9.584	17	63 MERCATALI L.	20.400	17	61 CIUFFI G.	1'00.043	17	63 MERCATALI L.	52.405
18	53 LILLI ROCCO	9.593	18	62 INCAGLI G.	20.410	18	96 FRISONE SCALIN	1'00.152	18	49 MARELLI W.	52.486
19	61 CIUFFI G.	9.649	19	49 MARELLI W.	20.551	19	42 MOERTL MOLITOR	1'00.236	19	61 CIUFFI G.	52.494
20	62 INCAGLI G.	9.721	20	45 MORAMARCO L.	20.559	20	63 MERCATALI L.	1'00.381	20	65 BARTOLUCCI U.	52.514
21	49 MARELLI W.	9.777	21	50 GALLI MAGONIO	20.644	21	50 GALLI MAGONIO	1'00.486	21	50 GALLI MAGONIO	52.635
22	50 GALLI MAGONIO	9.815	22	58 BIONDETTI GIMIG	20.653	22	58 BIONDETTI GIMIG	1'00.911	22	62 INCAGLI G.	52.747
23	58 BIONDETTI GIMIG	9.856	23	65 BARTOLUCCI U.	20.697	23	49 MARELLI W.	1'01.215	23	58 BIONDETTI GIMIG	53.091
24	21 MANISCALCO FAL	9.956	24	42 MOERTL MOLITOR	20.743	24	62 INCAGLI G.	1'01.411	24	45 MORAMARCO L.	53.292
25	55 ZWEIFLER FICHT	9.964	25	55 ZWEIFLER FICHT	20.956	25	45 MORAMARCO L.	1'01.542	25	96 FRISONE SCALIN	53.547
26	30 INCERTI C.	9.974	26	21 MANISCALCO FAL	21.064	26	55 ZWEIFLER FICHT	1'02.325	26	21 MANISCALCO FAL	53.876
27	20 RAIMONDI R.	9.983	27	96 FRISONE SCALIN	21.492	27	21 MANISCALCO FAL	1'02.462	27	55 ZWEIFLER FICHT	53.935
28	4 ONDRAK C.	10.085	28	44 JELMINI F.	21.622	28	20 RAIMONDI R.	1'03.372	28	4 ONDRAK C.	56.042
29	45 MORAMARCO L.	10.310	29	20 RAIMONDI R.	21.814	29	44 JELMINI F.	1'04.372	29	30 INCERTI C.	56.588
30	96 FRISONE SCALIN	10.391	30	4 ONDRAK C.	21.824	30	4 ONDRAK C.	1'04.384	30	20 RAIMONDI R.	56.632
31	83 ERMINI CERBONE	10.962	31	83 ERMINI CERBONE	21.958	31	83 ERMINI CERBONE	1'04.927	31	44 JELMINI F.	57.264
32	44 JELMINI F.	11.315	32	30 INCERTI C.	22.456	32	30 INCERTI C.	1'05.908	32	83 ERMINI CERBONE	57.299





Luigi Musso Historic Gran Prix Alfa Revival Cup - Classifica Prove di Qualificazione

Enzo e Dino Ferrari 4.909 m

Miglior Giro: = 2'13.283 - 4,909 km - Media 132,593 km/h

Num.	Conducente	Concorrente	Scuderia	Auto	Classe	Tempo	Dist.	Rel.	Giri
1	22 FURIANI A. (D)	Furiani A.		Giulia GTA 1600	FT16	2'13.283			4
2	89 RIZZO S. (ITA)	Rizzo S.		GTAM	GHC2	2'14.264	0.981	0.981	8
3	95 GEISSLER F. (D)	Geissler F.	OKP	GTAM 1750	GHC2	2'15.796	2.513	1.532	7
4	84 PRALLER P. (D)	Praller P.	Formula GT	Giulia Super	GHT16	2'16.231	2.948	0.435	9
5	47 BUCCI R. (ITA)	Bucci R.		Giulia GT Junior 1300	GHT13	2'16.704	3.421	0.473	8
6	106 BARRACO/CHIARAMONTE (ITA)	Scud.AB Motorsport		Giulia GTA 1600	GHG	2'17.579	4.296	0.875	11
7	97 MORTEO A. (ITA)	Morteo A.		GTAM 1750	GHC2	2'18.350	5.067	0.771	10
8	39 RITWEGER A. (D)	Ritweger A.	Formula GT	Giulia GTA 1600	GT16	2'18.375	5.092	0.025	9
9	48 SORDI/ROKKOS (ITA)	Sordi M.	Scuderia Mediolanum	Giulia GT Junior 1300	GHT13	2'19.303	6.020	0.928	11
10	94 RODER M. (D)	Roder M.		GTAM 1750	GHC2	2'19.585	6.302	0.282	9
11	99 BENUSIGLIO/CO (ITA)	Benusiglio R.		GTAM	GHC2	2'20.572	7.289	0.987	11
12	43 KOERBER M. (D)	Koerber M.	OKP	Giulia GTA 1600	FT16	2'20.913	7.630	0.341	9
13	93 WEINZIEHL/GEORGI (D)	Weinziehl A.	Formula GT	GTAM 1750	GHC2	2'21.327	8.044	0.414	5
14	53 LILLI/ROCCO (ITA)	Lilli M.	Scuderia Biondetti	GTV 2000	GHT20	2'21.593	8.310	0.266	12
15	41 WALTHER Max (D)	Walther Max	OKP	Giulia GTA 1600	FT16	2'21.780	8.497	0.187	10
16	63 MERCATALI L. (ITA)	Mercatali L.	Scuderia Biondetti	GTV 2000	GHT20	2'22.662	9.379	0.882	12
17	61 CIUFFI G. (ITA)	Ciuffi G.	Scuderia Biondetti	GTV 2000	GHT20	2'22.714	9.431	0.052	11
18	90 SLAMA F. (AUT)	Slama F.		GTAM 2000	GHC2	2'23.270	9.987	0.556	11
19	50 GALLI/MAGONIO (ITA)	Galli L.	Motorsport Drive Team	GTV 2000	GHT20	2'23.515	10.232	0.245	12
20	62 INCAGLI G. (ITA)	Incagli G.	Scuderia Biondetti	GTV 2000	GHT20	2'23.735	10.452	0.220	11
21	58 BIONDETTI/GIMIGNANI (ITA)	Biondetti S.	Scuderia Biondetti	GTV 2000	GHT20	2'25.360	12.077	1.625	11
22	42 MOERTL/MOLITOR (D)	Moertl F.		Giulia GT	FT16	2'26.051	12.768	0.691	10
23	96 FRISONE/SCALINI (ITA)	Frisone F.	Lanza Motorsport	GTV 2000	GHC2	2'26.266	12.983	0.215	9
24	65 BARTOLUCCI U.	Bartolucci U.	Gr. Piloti Forlivesi	GTV 2000	GHT20	2'26.298	13.015	0.032	10
25	49 MARELLI W. (ITA)	Marelli W.		Giulia GT Veloce	GHT16	2'26.341	13.058	0.043	10
26	21 MANISCALCO/FALANGA (ITA)	Maniscalco G.	Scuderia Mediolanum	Giulia TI Super	FT16	2'28.286	15.003	1.945	11
27	55 ZWEIFLER/FICHT (D)	Zweifler W.	GPS Classic	GTV 2000	GHT20	2'32.420	19.137	4.134	11
28	20 RAIMONDI R. (ITA)	Raimondi R.	Circolo della Biella	Giulietta Spider veloce	EG13	2'33.906	20.623	1.486	11
29	83 ERMINI/CARBONESCHI (ITA)	Ermini R.		Giulia Super	GHT16	2'34.026	20.743	0.120	10
30	45 MORAMARCO L. (ITA)	Moramarco L.		Giulia TI Super	FT16	2'34.774	21.491	0.748	2
31	30 INCERTI C. (ITA)	Incerti C.	Circolo della Biella	Giulietta SZ	EGS13	2'37.571	24.288	2.797	10
32	4 ONDRAK C. (D)	Ondrak C.	OKP	Giulietta Sprint veloce	EGS13	2'37.710	24.427	0.139	8
33	44 JELMINI F. (ITA)	Jelmini F.	Scud. Sport Life Racing 2	Giulia GT Junior 1300	GT13	2'37.958	24.675	0.248	10

Il conc. n. 92 'Sordi' non è qualificato

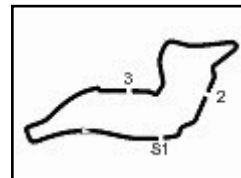
Umidità	80%	ARIA	14°C
Condizioni	Dry	Temp.	16°C

Direttore di Gara : Campana Giorgio

20/10/2012 Inizio 09:34 Fine 10:06

Esposta alle:



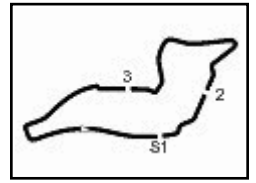


Enzo e Dino Ferrari 4.909 m

Luigi Musso Historic Gran Prix Alfa Revival Cup - Ideal Time Prove di Qualificazione

Num. Concorrente	Auto	Tratto 1	Tratto 2	Tratto 3	Tratto 4	Ideal Time	Tempo Ufficiale	Pos.	Diff.
1 22 FURIANI A. (D)	Giulia GTA 1600	9.001	19.617	55.827	48.838	2'13.283	2'13.283	1	0.000
2 89 RIZZO S. (ITA)	GTAM	9.563	19.220	56.283	49.110	2'14.176	2'14.264	2	0.088
3 95 GEISSLER F. (D)	GTAM 1750	9.160	19.963	57.204	49.469	2'15.796	2'15.796	3	0.000
4 84 PRALLER P. (D)	Giulia Super	9.370	19.704	57.166	49.650	2'15.890	2'16.231	4	0.341
5 47 BUCCI R. (ITA)	Giulia GT Junior 130	9.616	19.425	57.184	49.884	2'16.109	2'16.704	5	0.595
6 106 BARRACO/CHIARAMONTE (I)	Giulia GTA 1600	9.626	19.775	57.388	50.480	2'17.269	2'17.579	6	0.310
7 97 MORTEO A. (ITA)	GTAM 1750	9.706	19.813	57.877	50.463	2'17.859	2'18.350	7	0.491
8 39 RITWEGER A. (D)	Giulia GTA 1600	9.852	20.254	57.761	50.236	2'18.103	2'18.375	8	0.272
9 48 SORDI/ROKKOS (ITA)	Giulia GT Junior 130	9.683	20.038	59.052	50.530	2'19.303	2'19.303	9	0.000
10 94 RODER M. (D)	GTAM 1750	9.069	20.781	58.982	50.491	2'19.323	2'19.585	10	0.262
11 43 KOERBER M. (D)	Giulia GTA 1600	9.221	20.650	59.676	50.820	2'20.367	2'20.913	12	0.546
12 99 BENUSIGLIO/CO (ITA)	GTAM	9.628	20.388	59.105	51.383	2'20.504	2'20.572	11	0.068
13 41 WALTHER M. (D)	Giulia GTA 1600	9.178	20.726	59.490	51.634	2'21.028	2'21.780	15	0.752
14 93 WEINZIEHL/GEORGI (D)	GTAM 1750	9.314	20.905	59.652	51.456	2'21.327	2'21.327	13	0.000
15 53 LILLI/ROCCO (ITA)	GTV 2000	9.754	20.296	59.311	52.117	2'21.478	2'21.593	14	0.115
16 61 CIUFFI G. (ITA)	GTV 2000	9.905	20.479	59.509	52.243	2'22.136	2'22.714	17	0.578
17 63 MERCATALI L. (ITA)	GTV 2000	9.744	20.320	59.969	52.185	2'22.218	2'22.662	16	0.444
18 50 GALLI/MAGONIO (ITA)	GTV 2000	10.005	20.477	1'00.239	52.421	2'23.142	2'23.515	19	0.373
19 62 INCAGLI G. (ITA)	GTV 2000	9.936	20.353	1'00.447	52.417	2'23.153	2'23.735	20	0.582
20 90 SLAMA F. (AUT)	GTAM 2000	9.591	20.503	1'00.560	52.605	2'23.259	2'23.270	18	0.011
21 58 BIONDETTI/GIMIGNANI (ITA)	GTV 2000	9.995	20.642	1'00.586	53.104	2'24.327	2'25.360	21	1.033
22 42 MOERTL/MOLITOR (D)	Giulia GT	9.635	21.335	1'01.526	52.818	2'25.314	2'26.051	22	0.737
23 96 FRISONE/SCALINI (ITA)	GTV 2000	10.330	21.295	1'00.488	53.243	2'25.356	2'26.266	23	0.910
24 65 BARTOLUCCI U.	GTV 2000	9.923	20.832	1'01.656	53.115	2'25.526	2'26.298	24	0.772
25 49 MARELLI W. (ITA)	Giulia GT Veloce	10.089	21.217	1'02.088	52.947	2'26.341	2'26.341	25	0.000
26 21 MANISCALCO/FALANGA (ITA)	Giulia TI Super	10.046	21.475	1'02.549	53.660	2'27.730	2'28.286	26	0.556
27 55 ZWEIFLER/FICHT (D)	GTV 2000	10.201	22.257	1'03.862	55.228	2'31.548	2'32.420	27	0.872
28 83 ERMINI/CERBONESCHI (ITA)	Giulia Super	10.987	22.439	1'04.159	55.753	2'33.338	2'34.026	29	0.688
29 20 RAIMONDI R. (ITA)	Giulietta Spider vel	10.333	22.187	1'04.997	56.045	2'33.562	2'33.906	28	0.344
30 45 MORAMARCO L. (ITA)	Giulia TI Super	10.580	21.124	1'03.920	58.185	2'33.809	2'34.774	30	0.965
31 30 INCERTI C. (ITA)	Giulietta SZ	10.078	22.508	1'06.488	57.409	2'36.483	2'37.571	31	1.088
32 4 ONDRAK C. (D)	Giulietta Sprint vel	10.415	23.034	1'05.962	57.085	2'36.496	2'37.710	32	1.214
33 44 JELMINI F. (ITA)	Giulia GT Junior 130	11.899	22.867	1'04.663	57.558	2'36.987	2'37.958	33	0.971
Ideal Time Assoluto		9.001	19.220	55.827	48.838	2'12.886			





Enzo e Dino Ferrari 4.909 m

Luigi Musso Historic Gran Prix

Alfa Revival Cup - Analisi Tempi Prove di Qualificazione

4 ONDRAK C.

Giro	Tratto 1	Tratto 2	Tratto 3	Tratto 4	T. Giro	km/h	Local Time
1	11.259	28.222	1'15.115	59.536	2'46.808	100.2	9:37'18.699
2	10.581	25.255	1'11.798	58.496	2'38.425	137.5	9:40'05.507
3	10.436	23.747	1'05.962	58.135	2'40.846	144.8	9:42'43.932
4	10.437	25.168	1'08.025	57.217	2'40.846	161.5	9:45'24.778
5	10.437	23.399	1'06.789	57.085	2'37.710	162.7	9:48'02.488
6	10.548	24.210	1'08.180	58.404	2'41.342	158.6	9:50'43.830
7	10.436	23.444	1'11.810	3'04.430	4'05.120 P	163.9	9:55'33.950
8	29.186	24.465	1'10.530	58.900	3'03.081 P	112.7	9:58'37.031
8	10.415	23.034	1'06.460	58.492	2'38.401	170.1	10:01'15.432

20 RAIMONDI R.

Giro	Tratto 1	Tratto 2	Tratto 3	Tratto 4	T. Giro	km/h	Local Time
1	29.963	27.483	1'14.982	1'03.186	3'15.614 P		9:34'36.779
2	11.086	22.855	1'06.907	58.857	2'39.705	152.6	9:37'52.393
3	10.759	22.864	1'06.675	57.560	2'37.858	164.2	9:40'23.098
4	10.542	23.518	1'05.951	56.461	2'36.472	159.8	9:45'46.426
5	10.411	22.341	1'05.452	56.807	2'35.011	169.8	9:48'21.439
6	10.686	22.576	1'06.418	2'35.455	4'15.135 P	154.3	9:52'36.574
7	24.197	26.133	1'10.277	1'00.553	3'01.160 P		9:55'37.734
8	11.028	26.047	1'07.340	57.545	2'41.960	139.4	9:58'19.694
9	10.534	22.670	1'06.658	56.240	2'36.102	155.7	10:00'55.796
10	10.402	22.187	1'05.638	56.445	2'34.672	164.7	10:03'30.468
11	10.333	22.531	1'04.997	56.045	2'33.906	167.2	10:06'04.374

21 MANISCALCO/FALANGA

Giro	Tratto 1	Tratto 2	Tratto 3	Tratto 4	T. Giro	km/h	Local Time
1	10.301	27.752	1'09.088	58.190	2'30.930	90.1	9:36'56.263
2	10.202	22.436	1'03.510	54.683	2'29.661	164.4	9:39'27.193
3	10.306	22.932	1'05.685	53.678	2'32.601	151.3	9:44'29.455
4	10.046	21.955	1'02.549	53.736	2'28.286	174.8	9:46'57.741
5	12.181	24.242	1'07.393	2'15.252	3'59.068 P	127.6	9:50'56.809
6	22.650	22.430	1'04.314	54.746	2'44.140 P	113.6	9:53'40.949
7	10.290	21.703	1'05.449	54.742	2'32.184	159.1	9:56'13.133
8	10.335	21.649	1'03.718	54.468	2'30.170	162.7	9:58'43.303
9	10.178	21.475	1'03.888	56.297	2'31.838	155.4	10:01'15.141
10	10.239	21.629	1'03.483	56.853	2'32.204	162.9	10:03'47.345
11	10.249	21.789	1'03.490	55.009	2'30.537	157.2	10:06'17.882

22 FURIANI A.

Giro	Tratto 1	Tratto 2	Tratto 3	Tratto 4	T. Giro	km/h	Local Time
1	9.157	24.163	1'03.562	52.050	2'14.950	109.5	9:36'48.762
2	9.026	19.962	56.671	49.160	2'14.950	197.4	9:39'03.712
3	9.001	23.344	1'06.334	51.910	2'30.614	185.6	9:41'34.326
4	10.684	25.944	1'18.522	20'45.001	22'40.171 P	138.2	9:43'47.609
4			55.827	48.838	2'13.283	201.5	9:43'47.609

30 INCERTI C.

Giro	Tratto 1	Tratto 2	Tratto 3	Tratto 4	T. Giro	km/h	Local Time
1	11.200	32.008	1'19.243	1'04.642	2'46.462	95.6	9:37'18.509
2	10.938	24.889	1'10.894	59.479	2'46.462	126.5	9:40'04.971
3	10.371	24.766	1'11.704	1'01.033	2'48.441	133.2	9:42'53.412
4	10.247	23.773	1'10.174	59.109	2'43.427	154.8	9:45'36.839
5	10.411	23.502	1'08.274	59.380	2'41.403	169.8	9:48'18.242
6	10.359	23.141	1'08.561	58.501	2'40.614	155.9	9:50'58.856
7	10.168	23.246	1'08.551	57.736	2'39.892	165.4	9:53'38.748
8	10.230	23.161	1'08.253	57.946	2'39.528	175.3	9:56'18.276
9	10.268	22.817	1'07.085	57.674	2'37.806	171.2	9:58'56.082
10	10.078	23.406	1'06.488	57.409	2'37.571	151.9	10:01'33.653
10		22.508	1'07.739	58.714	2'39.039	171.4	10:04'12.692

39 RITWEGER A.

Giro	Tratto 1	Tratto 2	Tratto 3	Tratto 4	T. Giro	km/h	Local Time
1	26.550	25.828	1'07.161	54.794	2'54.333 P		9:35'20.927
2	10.050	21.254	59.477	52.214	2'22.995	158.9	9:40'38.255
3	10.057	20.822	59.068	51.239	2'21.186	172.3	9:42'59.441
4	9.976	20.847	1'01.055	52.277	2'24.155	166.7	9:45'23.596
5	10.430	20.878	59.964	8'54.389	10'25.661 P	158.4	9:55'49.257
6	22.423	22.677	1'00.538	54.602	2'40.240 P	114.2	9:58'29.497
7	10.011	20.665	58.663	51.468	2'20.807	166.2	10:00'50.304
8	10.094	20.454	57.761	50.427	2'18.736	155.4	10:03'09.040
9	9.852	20.254	58.033	50.236	2'18.375	174.2	10:05'27.415

41 WALTHER MAX

Giro	Tratto 1	Tratto 2	Tratto 3	Tratto 4	T. Giro	km/h	Local Time
1	23.645	26.581	1'11.585	58.447	3'00.258 P		9:34'43.617
2	9.689	23.578	1'03.131	53.295	2'29.693	152.4	9:40'13.568
3	9.178	21.350	1'02.321	52.403	2'25.252	186.8	9:42'38.820
4	9.221	21.132	1'00.171	56.905	2'27.429	185.2	9:45'06.249
5	9.510	21.146	59.490	51.634	2'21.780	179.1	9:47'28.029
6	9.264	21.086	59.883	52.161	2'22.394	187.2	9:49'50.423
7	9.370	21.227	1'00.688	53.433	2'24.718	179.1	9:52'15.141
8	9.287	20.726	1'00.136	51.967	2'22.116	191.1	9:54'37.257
9	9.212	21.301	1'01.468	55.752	2'27.733	184.3	9:57'04.990
10	9.279	22.688	1'02.308	5'38.471	7'12.746 P	182.1	10:04'17.736

42 MOERTL/MOLITOR

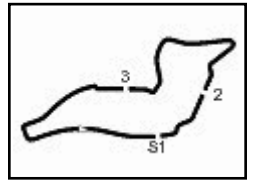
Giro	Tratto 1	Tratto 2	Tratto 3	Tratto 4	T. Giro	km/h	Local Time
1	9.992	28.231	1'13.306	58.500	2'28.131	159.3	9:37'11.893
2	9.724	21.594	1'02.584	52.818	2'26.720	175.3	9:40'06.744
3	9.676	21.335	1'01.526	53.514	2'26.051	178.5	9:44'32.795
4	9.635	21.461	1'01.572	2'30.268	4'02.936 P	177.3	9:48'35.731
5	25.984	25.217	1'11.078	1'00.854	3'03.133 P	111.4	9:51'38.864
6	12.095	24.837	1'08.247	59.629	2'44.808	141.4	9:54'23.672
7	11.674	25.135	1'06.876	1'04.635	2'48.320	144.4	9:57'11.992
8	10.490	25.031	1'07.486	59.434	2'42.441	137.1	9:59'54.433
9	10.186	24.357	1'07.955	59.581	2'42.079	136.6	10:02'36.512
10	10.653	23.762	1'04.764	56.411	2'35.590	145.2	10:05'12.102

43 KOERBER M.

Giro	Tratto 1	Tratto 2	Tratto 3	Tratto 4	T. Giro	km/h	Local Time
1	10.197	29.704	1'14.726	59.352	2'31.512	146.4	9:37'40.493
2	9.358	21.519	1'02.767	51.839	2'25.483	195.3	9:42'37.488
3	9.396	20.762	1'00.350	50.994	2'21.502	194.9	9:45'58.990
4	9.322	20.722	59.676	51.193	2'20.913	195.3	9:47'19.903
5	9.314	20.650	1'00.154	50.820	2'20.938	188.8	9:49'40.841
6	9.295	20.720	1'00.208	50.980	2'21.203	184.9	9:52'02.044
7	9.672	25.589	1'08.532	51.605	2'35.398	161.5	9:54'37.442
8	9.221	21.340	1'00.193	53.151	2'23.905	178.5	9:57'01.347
9	10.382	28.190	1'08.663	2'11.760	3'58.995 P	141.6	10:01'00.342

44 JELMINI F.

Giro	Tratto 1	Tratto 2	Tratto 3	Tratto 4	T. Giro	km/h	Local Time
1	12.467	28.253	1'18.214	1'04.493	2'42.498	146.0	9:37'44.442
2	12.462	25.491	1'05.987	58.553	2'40.256	145.2	9:40'26.940
3	12.184	23.858	1'05.920	58.016	2'40.256	145.2	9:43'07.196
4	12.133	25.349	1'07.123	57.558	2'42.214	148.2	9:45'49.410
5	12.539	23.021	1'08.823	2'47.207	4'31.184 P	147.8	9:50'20.594
6	12.408	24.539	2'42.537	1'09.630	3'00.958 P	108.7	9:53'21.552
7	12.192	23.287	1'06.458	58.650	2'40.803	146.8	9:56'02.355
8	12.126	23.188	1'05.990	58.192	2'39.562	147.6	9:58'41.917
9	11.899	23.328	1'04.663	59.339	2'39.456	148.0	10:01'21.373
10	11.899	22.8					



Enzo e Dino Ferrari 4.909 m

Luigi Musso Historic Gran Prix

Alfa Revival Cup - Analisi Tempi Prove di Qualificazione

3	10.101	21.219	1'00.526	52.655	2'24.501	180.6	9:43'32.275
4	9.894	20.705	59.752	51.313	2'21.664	185.6	9:45'53.939
5	9.897	20.955	1'01.175	2'05.896	3'37.923 P	164.2	9:49'31.862
6	14.303	22.123	1'02.512	53.334	2'32.272 P	148.2	9:52'04.134
7	9.787	21.227	59.648	52.244	2'22.906	172.3	9:54'27.040
8	9.811	21.969	59.381	51.093	2'22.254	161.5	9:56'49.294
9	9.745	21.056	1'00.101	2'02.958	3'33.860 P	164.9	10:00'23.154
10	24.766	22.026	1'00.130	51.233	2'38.155 P	117.5	10:03'01.309
11	9.683	20.038	59.052	50.530	2'19.303	187.8	10:05'20.612

49 MARELLI W.

Giro	Tratto 1	Tratto 2	Tratto 3	Tratto 4	T. Giro	km/h	Local Time
		28.148	1'17.105	1'00.122			9:37'39.720
1	10.677	23.003	1'05.498	56.238	2'35.416	150.0	9:40'15.136
2	10.190	22.045	1'05.098	56.001	2'33.334	164.4	9:42'48.470
3	10.213	22.801	1'04.106	54.096	2'31.216	162.7	9:45'19.686
4	10.280	21.378	1'03.583	54.615	2'29.856	175.9	9:47'49.542
5	11.092	24.456	1'10.457	3'14.900	5'00.905 P	140.3	9:52'50.447
6	23.519	24.612	1'07.973	58.145	2'54.249 P	121.0	9:55'44.696
7	11.868	23.417	1'06.445	53.978	2'35.708	153.4	9:58'20.404
8	10.239	22.703	1'04.110	53.247	2'30.299	153.7	10:00'50.703
9	10.305	21.802	1'02.827	53.563	2'28.497	154.3	10:03'19.200
10	10.089	21.217	1'02.088	52.947	2'26.341	178.8	10:05'45.541

50 GALLI/MAGONIO

Giro	Tratto 1	Tratto 2	Tratto 3	Tratto 4	T. Giro	km/h	Local Time
							9:35'11.638
1	22.208	27.299	1'13.878	1'01.528	3'04.913 P		9:38'16.551
2	10.498	23.190	1'04.813	1'50.688	3'29.189 P	160.3	9:41'45.740
3	21.121	22.271	1'01.995	52.939	2'38.326 P	126.2	9:44'24.066
4	10.077	21.430	1'02.122	52.816	2'26.445	176.2	9:46'50.511
5	10.090	20.915	1'00.574	53.156	2'24.735	170.9	9:49'15.246
6	10.151	20.611	1'00.239	52.892	2'23.893	180.0	9:51'39.139
7	10.052	20.773	1'03.382	52.742	2'26.949	180.0	9:54'06.088
8	10.031	20.710	1'00.358	52.815	2'23.914	178.8	9:56'30.002
9	10.522	21.584	1'00.413	53.093	2'25.612	150.3	9:58'55.614
10	10.095	20.902	1'00.707	52.542	2'24.246	179.4	10:01'19.860
11	10.005	20.800	1'00.806	52.915	2'24.526	181.8	10:03'44.386
12	10.022	20.477	1'00.595	52.421	2'23.515	181.5	10:06'07.901

53 LILLI/ROCCO

Giro	Tratto 1	Tratto 2	Tratto 3	Tratto 4	T. Giro	km/h	Local Time
							9:34'47.925
1	21.737	26.593	1'10.095	1'00.299	2'58.724 P	116.2	9:37'46.649
2	10.438	22.483	1'05.493	54.709	2'33.123	159.8	9:40'19.772
3	9.862	21.098	1'02.076	54.920	2'27.956	165.4	9:42'47.728
4	9.914	21.655	1'01.019	52.236	2'24.824	176.5	9:45'12.552
5	9.812	20.435	59.863	52.201	2'22.311	186.8	9:47'34.863
6	9.852	20.304	59.741	52.735	2'22.632	185.6	9:49'57.495
7	9.997	20.434	59.988	52.658	2'23.077	183.7	9:52'20.572
8	9.795	20.296	59.480	52.117	2'21.688	187.5	9:54'42.260
9	10.095	21.425	1'03.383	2'31.104	4'06.007 P	168.2	9:58'48.267
10	22.067	21.309	1'00.007	52.235	2'35.618 P	125.2	10:01'23.885
11	9.979	21.636	59.361	52.386	2'23.362	162.2	10:03'47.247
12	9.754	20.309	59.311	52.219	2'21.593	188.1	10:06'08.840

55 ZWEIFLER/FICHT

Giro	Tratto 1	Tratto 2	Tratto 3	Tratto 4	T. Giro	km/h	Local Time
		28.597	1'13.830	1'00.399			9:37'25.954
1	10.625	23.738	1'09.090	57.119	2'40.572	170.1	9:40'06.526
2	10.469	24.179	1'08.662	1'00.178	2'43.488	147.2	9:42'50.014
3	10.537	23.551	1'07.436	56.813	2'38.337	153.4	9:45'28.351
4	10.409	23.896	1'05.394	55.749	2'35.448	164.7	9:48'03.799
5	10.456	23.353	1'06.332	56.707	2'36.848	157.5	9:50'40.647
6	10.375	22.495	1'03.862	56.693	2'33.425	175.9	9:53'14.072
7	10.615	22.257	1'04.824	56.563	2'34.259	164.9	9:55'48.331
8	10.306	22.644	1'06.694	57.282	2'36.926	173.4	9:58'25.257
9	10.520	22.437	1'04.235	55.228	2'32.420	172.0	10:00'57.677
10	10.210	22.488	1'04.613	56.131	2'33.442	166.7	10:03'31.119
11	10.201	22.852	1'04.604	56.318	2'33.975	168.2	10:06'05.094

58 BIONDETTI/GIMIGNANI

Giro	Tratto 1	Tratto 2	Tratto 3	Tratto 4	T. Giro	km/h	Local Time
		29.670	1'09.212	57.563		100.9	9:37'06.041
1	10.409	22.519	1'03.031	54.188	2'30.147	150.9	9:39'36.188
2	10.061	21.642	1'01.964	53.721	2'27.388	171.4	9:42'03.576
3	10.101	21.663	1'01.672	53.885	2'27.321	173.4	9:44'30.897
4	10.057	21.112	1'02.639	2'02.659	3'36.467 P	179.4	9:48'07.364
5	23.282	22.798	1'01.779	53.798	2'41.657 P	121.3	9:50'49.021

6	10.182	21.035	1'00.586	53.557	2'25.360	178.8	9:53'14.381
7	9.995	20.999	1'00.761	57.492	2'29.247	180.9	9:55'43.628
8	10.237	21.629	1'02.556	54.465	2'28.887	178.5	9:58'12.515
9	10.216	20.642	1'00.779	55.150	2'26.787	177.9	10:00'39.302
10	10.976	22.352	1'03.557	55.127	2'32.012	144.6	10:03'11.314
11	10.325	20.756	1'01.474	53.104	2'25.659	176.8	10:05'36.973

61 CIUFFI G.

Giro	Tratto 1	Tratto 2	Tratto 3	Tratto 4	T. Giro	km/h	Local Time
		24.278	1'08.244	55.520		115.9	9:37'04.483
1	10.165	21.077	1'00.691	53.135	2'25.068	175.6	9:39'29.551
2	9.998	20.512	59.702	52.813	2'23.025 C	181.8	9:41'52.576
3	10.157	20.805	59.509	52.243	2'22.714	177.6	9:44'15.290
4	9.977	20.628	1'00.000	52.600	2'23.205	180.6	9:46'38.495
5	10.034	20.479	1'00.085	52.457	2'23.055	180.0	9:49'01.550
6	11.303	23.931	1'07.171	1'54.088	3'36.493 P	140.5	9:52'38.043
7	22.949	23.401	1'04.384	56.869	2'47.603 P	109.5	9:55'25.646
8	10.045	20.830	1'00.669	52.828	2'24.372	181.5	9:57'50.018
9	9.958	20.906	59.895	52.433	2'23.192	181.5	10:00'13.210
10	9.954	20.621	1'00.135	52.919	2'23.629	179.7	10:02'36.839
11	9.905	20.866	1'00.900	52.667	2'24.338	180.0	10:05'01.177

62 INCAGLI G.

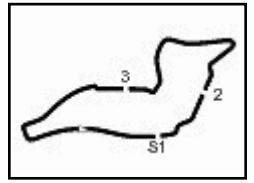
Giro	Tratto 1	Tratto 2	Tratto 3	Tratto 4	T. Giro	km/h	Local Time
		26.378	1'08.074	57.116			9:36'58.926
1	10.522	21.230	1'03.080	55.055	2'29.887	175.6	9:39'28.813
2	11.099	21.012	1'01.668	53.634	2'27.413	160.7	9:41'56.226
3	10.235	21.494	1'01.441	53.053	2'26.223	178.2	9:42'22.449
4	10.085	22.157	1'01.797	53.022	2'27.061	181.8	9:46'49.510
5	9.990	20.693	1'00.799	55.383	2'26.865	183.4	9:49'16.375
6	10.291	20.580	1'00.447	52.417	2'23.735	180.9	9:51'40.110
7	9.936	20.353	1'01.153	52.970	2'24.412	185.2	9:54'04.522
8	10.179	20.781	1'01.608	55.987	2'28.555	180.6	9:56'33.077
9	10.258	20.538	1'00.689	53.382	2'28.867	181.2	9:58'57.944
10	10.137	20.667	1'00.848	1'56.618	3'28.270 P	182.7	10:02'26.214
11	22.615	22.246	1'01.827	53.955	2'40.643 P	118.7	10:05'06.857

63 MERCATALI L.

Giro	Tratto 1	Tratto 2	Tratto 3	Tratto 4	T. Giro	km/h	Local Time
		29.861	1'12.480	57.306			9:37'08.413
1	10.105	21.407	1'01.824	53.555	2'26.891	166.4	9:39'35.304
2	9.961	21.050	1'00.967	52.713	2'24.691	178.2	9:41'59.995
3	9.856	20.897	1'02.200	52.436	2'25.389	180.9	9:44'25.384
4	9.744	20.576	1'00.633	52.583	2'23.536	186.5	9:46'48.920
5	9.888	20.592	1'00.021	52.459	2'22.960	181.5	9:49'11.880
6	9.913	20.567	59.969	52.425	2'22.874	180.9	9:51'34.754
7	9.928	20.557	1'00.512	52.599	2'23.596	182.7	9:54'08.350
8	9.870	20.457	1'00.150	52.185	2'22.662	184.6	9:56'21.012
9	9.792	20.466	1'00.254	52.657	2'23.169	185.2	9:58'44.181
10	9.776	21.075	1'01.879	55.165	2'27.895	183.0	10:01'12.076
11	10.026	20.320	1'00.081	52.269	2'22.696	180.9	10:03'34.772
12	9.924	23.122	1'09.213	57.132	2'39.391	169.6	10:06'14.163

65 BARTOLUCCI U.

Giro	Tratto 1	Tratto 2	Tratto 3	Tratto 4	T. Giro	km/h	Local Time
				</			



Enzo e Dino Ferrari 4.909 m

Luigi Musso Historic Gran Prix

Alfa Revival Cup - Analisi Tempi Prove di Qualificazione

10 10.987 22.634 1'04.159 57.456 2'35.236 166.9 10:04'13.210

84 PRALLER P.							
Giro	Tratto 1	Tratto 2	Tratto 3	Tratto 4	T. Giro	km/h	Local Time
							9:35'31.499
1	23.466	26.937	1'09.623	3'18.007	5'18.033 P	105.1	9:40'49.532
2	22.077	23.269	1'00.937	51.783	2'38.066 P	126.4	9:43'27.598
3	9.546	20.311	57.901	50.427	2'18.185	180.3	9:45'45.783
4	9.461	20.500	58.367	50.550	2'18.878	180.0	9:48'04.661
5	9.370	21.147	57.864	49.809	2'18.190	176.2	9:50'22.851
6	9.537	20.046	57.696	49.650	2'16.929	190.1	9:52'39.780
7	9.385	20.250	57.808	50.053	2'17.496	189.8	9:54'57.276
8	9.414	19.704	57.166	49.947	2'16.231	193.2	9:57'13.507
9	9.578	22.676	1'06.398	3'33.264	5'11.916 P	170.9	10:02'25.423

89 RIZZO S.							
Giro	Tratto 1	Tratto 2	Tratto 3	Tratto 4	T. Giro	km/h	Local Time
		23.915	1'04.013	52.887			9:37'01.678
1	9.639	19.530	59.759	1'13.384	2'42.312	187.2	9:39'43.990
2	9.940	19.798	57.995	49.555	2'17.288 C	181.5	9:42'01.278
3	9.563	19.877	58.088	51.777	2'19.305	185.6	9:44'20.583
4	10.037	19.957	1'08.572	2'38.598	4'17.164 P	177.3	9:48'37.747
5	23.662	21.043	57.791	49.797	2'32.293 P	127.3	9:51'10.040
6	9.651	19.220	56.283	49.110	2'14.264	184.9	9:53'24.304
7	9.655	19.948	57.254	49.758	2'16.615	184.0	9:55'40.919
8	9.752	25.654	1'10.297	2'44.725	4'30.428 P	182.7	10:00'11.347

90 SLAMA F.							
Giro	Tratto 1	Tratto 2	Tratto 3	Tratto 4	T. Giro	km/h	Local Time
		30.211	1'14.266	1'01.517			9:37'43.607
1	10.082	22.992	1'07.327	55.046	2'35.447	147.0	9:40'19.054
2	9.713	22.021	1'03.698	55.021	2'30.453	170.1	9:42'49.507
3	9.612	21.155	1'01.808	52.832	2'25.407	170.4	9:45'14.914
4	9.591	20.514	1'00.560	52.605	2'23.270	182.4	9:47'38.184
5	10.278	21.739	1'02.654	58.270	2'32.941	148.6	9:50'11.125
6	11.328	23.235	1'04.446	55.151	2'34.160	135.2	9:52'45.285
7	9.828	21.293	1'04.939	56.729	2'32.789	176.5	9:55'18.074
8	10.433	21.640	1'02.115	54.379	2'28.567	157.7	9:57'46.641
9	10.076	20.854	1'02.041	54.346	2'27.317	171.4	10:00'13.958
10	10.247	20.503	1'01.280	52.705	2'24.735	157.0	10:02'38.693
11	9.740	22.077	1'01.381	53.817	2'27.015	161.7	10:05'05.708

93 WEINZIEHL/GEORGI							
Giro	Tratto 1	Tratto 2	Tratto 3	Tratto 4	T. Giro	km/h	Local Time
							9:35'54.351
1	25.056	30.319	1'13.964	1'00.833	3'10.172 P		9:39'04.523
2	10.693	25.074	1'06.753	55.540	2'38.060	149.4	9:41'42.583
3	9.377	21.320	1'01.641	51.754	2'24.092	181.8	9:44'06.675
4	9.314	20.905	59.652	51.456	2'21.327	173.9	9:46'28.002
5	10.373	23.680	1'07.714	9'43.724	11'25.491 P	151.7	9:57'53.493

94 RODER M.							
Giro	Tratto 1	Tratto 2	Tratto 3	Tratto 4	T. Giro	km/h	Local Time
							9:39'36.687
1					2'31.995 P		9:42'08.682
2					4'47.393 P		9:46'56.075
3	23.987	21.827	59.487	53.427	2'38.728 P	123.9	9:49'34.803
4	9.173	20.781	59.632	1'14.930	2'44.516	198.5	9:52'19.319
5	9.169	20.895	59.096	51.181	2'20.341	180.9	9:54'39.660
6	9.069	20.899	1'00.090	57.745	2'27.803	182.7	9:57'07.463
7	9.122	21.735	59.794	53.530	2'24.181	182.7	9:59'31.644
8	9.348	21.130	1'00.075	51.110	2'21.663	151.9	10:01'53.307
9	9.168	20.944	58.982	50.491	2'19.585	172.5	10:04'12.892

95 GEISLER F.							
Giro	Tratto 1	Tratto 2	Tratto 3	Tratto 4	T. Giro	km/h	Local Time
							9:34'54.679
1	21.673	25.711	1'07.865	1'02.742	2'57.991 P	110.2	9:37'52.670
2	9.941	21.955	1'01.245	56.278	2'29.419	162.2	9:40'22.089
3	9.416	20.882	1'11.956	53.766	2'36.020	174.2	9:42'58.109
4	9.227	20.655	1'06.561	58.463	2'34.906	183.7	9:45'33.015
5	9.367	20.292	57.629	50.465	2'17.753	180.3	9:47'50.768
6	9.160	19.963	57.204	49.469	2'15.796	181.2	9:50'06.564
7	11.646	25.414	1'10.671	7'36.073	9'23.804 P	129.1	9:59'30.368

96 FRISONE/SCALINI							
Giro	Tratto 1	Tratto 2	Tratto 3	Tratto 4	T. Giro	km/h	Local Time
							9:35'43.443
1	24.849	29.626	1'17.773	1'03.805	3'16.053 P	102.9	9:38'59.496

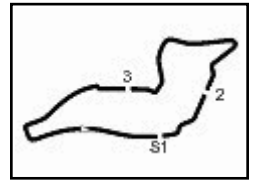
P = Box In/Out - C = Tempo Invalidato

2	11.866	25.934	1'07.965	58.412	2'44.177	142.2	9:41'43.673
3	10.377	23.614	1'06.497	57.345	2'37.833	174.8	9:44'21.506
4	10.330	24.333	1'04.026	55.654	2'34.343	166.7	9:46'55.849
5	10.879	23.001	1'04.856	3'06.305	4'45.041 P	161.5	9:51'40.890
6	24.269	24.554	1'03.574	53.803	2'46.200 P	110.6	9:54'27.090
7	10.511	21.838	1'00.674	53.243	2'26.266	158.9	9:56'53.356
8	11.493	21.295	1'00.953	4'46.599	6'20.340 P	154.5	10:03'13.696
9	21.527	22.115	1'00.488	53.332	2'37.462 P	122.5	10:05'51.158

97 MORTEO A.							
Giro	Tratto 1	Tratto 2	Tratto 3	Tratto 4	T. Giro	km/h	Local Time
		25.595	1'07.575	56.721		110.8	9:37'13.552
1	10.972	22.775	1'04.489	2'11.839	3'50.075 P	157.0	9:41'03.627
2	21.099	21.700	1'00.083	51.197	2'34.079 P	126.1	9:43'37.706
3	9.740	20.280	58.310	50.668	2'18.998	187.5	9:45'56.704
4	9.706	19.813	57.877	51.358	2'18.754	188.5	9:48'15.458
5	9.816	19.935	1'00.073	55.014	2'24.838	185.6	9:50'40.296
6	9.863	19.940	58.084	50.463	2'18.350	184.0	9:52'58.646
7	9.995	22.092	1'02.109	2'50.431	4'24.627 P	167.5	9:57'23.273
8	21.282	22.987	1'00.736	53.302	2'38.307 P	124.2	10:00'01.580
9	9.861	20.898	58.837	51.378	2'20.974	177.9	10:02'22.554
10	9.766	20.141	58.119	50.642	2'18.668	184.9	10:04'41.222

99 BENUSIGLIO/CO							
Giro	Tratto 1	Tratto 2	Tratto 3	Tratto 4	T. Giro	km/h	Local Time
		28.161	1'14.545	1'01.423			9:37'46.360
1	10.234	22.164	1'05.163	53.129	2'30.690	167.7	9:40'17.050
2	9.628	21.274	1'04.230	53.258	2'28.390	172.3	9:42'45.440
3	9.685	23.897	59.911	51.510	2'25.003	175.6	9:45'10.443
4	9.664	20.388	59.105	51.415	2'20.572	182.1	9:47'31.015
5	9.693	20.750	1'00.323	2'41.051	4'11.817 P	172.5	9:51'42.832
6	23.049	23.847	1'02.579	52.891	2'42.366 P	116.8	9:54'25.198
7	9.691	21.437	1'00.264	52.029	2'23.421	167.7	9:56'48.619
8	9.785	21.386	59.779	51.998	2'22.948	161.5	9:59'11.567
9	9.689	20.626	1'00.051	51.516	2'21.882	182.7	10:01'33.449
10	9.720	20.785	59.486	51.536	2'21.527	177.1	10:03'54.976
11	9.638	20.777	59.390	51.383	2'21.188	185.6	10:06'16.164

106 BARRACO/CHIARAMONTE							
Giro	Tratto 1	Tratto 2	Tratto 3	Tratto 4	T. Giro	km/h	Local Time
		26.382	1'08.264	54.693		93.4	9:36'49.700
1	9.942	21.372	1'01.226	52.533	2'25.073	163.2	9:39'14.773
2	9.814	21.182	59.567	51.709	2'22.272	177.6	9:41'37.045
3	9.763	20.625	59.769	52.048	2'22.205	180.9	9:43'59.250
4	9.915	21.015	59.089	51.550	2'21.569	166.9	9:46'20.819
5	10.191	21.189	1'00.079	2'06.181	3'37.640 P	153.2	9:49'58.459
6	20.679	23.571	1'00.909	53.152	2'38.311 P	122.9	9:52'36.770
7	9.829	20.990	1'01.077	52.433	2'24.329	174.5	9:55'01.099
8	9.700	20.269	59.239	51.511	2'20.719	181.8	9:57'21.818
9	9.683	20.304	59.903	51.587	2'21.477	182.4	9:59'43.295
10	9.698	19.775	1'00.081	51.140	2'20.694	185.2	10:02'03.989
11	9.626	20.085	57.388	50.480	2'17.579	181.8	10:04'21.568



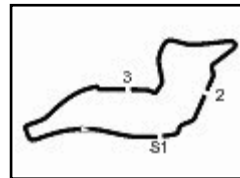
Enzo e Dino Ferrari 4.909 m

Luigi Musso Historic Gran Prix

Alfa Revival Cup - Contagiri Gara

		Giro																											
		1	2	3	4	5	6	7	8	9	10	11	12	13	14	15	16	17	18	19	20	21	22	23	24	25	26	27	
Pos.	1	22	22	22	22	22	22	22	22	22	22	22	22	22	22	22	95	95	22	22	22	22	22	22	22	22	22	22	
	2	89	89	89	89	89	89	89	89	89	89	89	89	89	95	95	47	22	95	95	95	95	95	95	95	95	95	95	95
	3	47	47	47	47	47	93	93	93	93	95	95	95	95	47	47	22	47	47	47	47	47	47	47	47	47	47	47	47
	4	95	95	97	97	97	47	47	47	47	47	47	47	47	89	89	43	84	84	84	84	84	84	84	84	106	106	106	106
	5	97	97	95	95	95	97	97	95	84	84	106	106	48	43	43	84	106	106	106	106	106	106	106	106	84	39	39	
	6	84	93	93	93	93	95	95	97	97	97	43	43	43	41	84	106	39	39	39	39	39	39	39	39	39	89	89	
	7	93	84	84	84	84	84	84	84	84	39	106	48	41	41	84	106	39	43	48	48	41	41	41	41	41	41	41	41
	8	106	106	39	39	39	39	39	39	39	106	43	41	48	84	106	39	48	48	41	41	48	48	48	48	48	43	43	
	9	39	39	106	106	106	106	106	106	106	43	41	84	106	48	41	41	41	43	43	43	43	43	43	43	43	48	48	
	10	43	43	43	43	43	43	43	43	41	48	63	63	39	39	48	89	89	89	89	89	89	89	89	89	89	89	53	53
	11	41	41	41	41	41	41	41	41	41	48	63	61	61	42	50	53	53	53	53	53	53	53	53	53	53	53	63	63
	12	48	48	48	48	48	48	48	48	48	53	39	42	39	50	53	63	63	63	63	63	63	63	63	63	63	63	61	61
	13	53	53	53	53	53	53	53	53	53	63	61	90	42	63	63	50	61	61	61	61	61	61	61	61	61	61	49	
	14	61	61	61	61	63	63	63	63	61	90	65	65	53	61	61	50	50	50	50	49	49	49	49	49	49	49	58	
	15	63	63	63	63	61	61	61	61	61	90	42	50	50	61	65	49	49	49	49	49	49	50	50	50	50	58	50	
	16	50	90	50	50	50	50	50	42	42	65	39	90	65	49	58	58	58	58	58	58	58	58	58	58	58	50	65	
	17	90	50	90	49	49	49	42	90	50	50	62	53	49	58	90	90	90	90	90	90	90	90	90	90	90	90	90	
	18	62	62	49	90	90	42	90	50	65	62	49	49	58	90	65	65	65	65	65	65	65	65	65	65	65	65	45	
	19	42	49	42	42	42	90	49	65	62	49	53	58	90	45	45	45	45	45	45	45	45	45	45	45	45	45	99	
	20	49	42	65	65	65	65	65	62	49	53	55	45	45	21	21	21	21	21	21	21	21	21	21	21	99	99	21	
	21	58	58	62	62	62	62	62	49	21	21	21	21	21	55	55	55	55	55	55	55	55	55	99	99	21	21		
	22	65	65	58	58	58	58	58	58	55	55	45	55	55	99	99	99	99	99	99	99	99	55	55	55	55	55		
	23	55	55	55	55	55	55	55	55	45	45	58	20	96	4	4	20	20	20	20	20	20	20	20	20	20	20		
	24	21	21	21	21	21	21	21	21	58	58	20	4	20	20	20	20	4	4	4	4	4	4	4	4	4	4		
	25	96	45	45	45	45	45	45	45	45	96	20	30	96	4	30	30	30	30	30	30	30	30	30	30	30	30		
	26	45	96	96	96	96	96	96	96	96	20	4	44	99	99	44	44	44	44	44	44	44	44	44	44	44	44		
	27	20	20	20	20	20	20	20	20	4	83	4	30	30	96														
	28	83	83	83	4	4	4	4	4	83	30	96	44	44															
	29	30	4	4	83	83	83	83	83	83	30	44	99	62															
	30	4	30	30	30	30	30	30	30	44	99	97																	
	31	44	44	44	44	44	44	44	44	99	96																		
	32	94	99	99	99	99	99	99	99																				
	33	99																											





Enzo e Dino Ferrari 4.909 m

Luigi Musso Historic Gran Prix BOSS GP - Top Speeds Free Practice 2nd Session

Best Lap:

1	23	GERSTL Inoo	Dallara GP2	1'32.604
2	2	VAN KALMTHOUT Marijn	Benetton B197 F1	1'32.976
3	31	HERNDLHOFFER Bernd	Dallara GP2	1'33.149
4	32	HAUSER Garv	Dallara GP2	1'34.016
5	37	LA ROSA Michele	Dallara GP2	1'34.719
6	13	WAGNER Arnold	Arrows A22 F1	1'35.552
7	44	LEDERMAIR Johann	Dallara Renault Worldseri	1'36.516
8	3	STRATFORD Phil	Tyrrell 022 F1	1'38.615
9	24	RIPOLI Gianluca	Dallara GP2	1'38.724
10	30	MILAVEC Peter	Panoz DP01 Champcar	1'38.783
11	96	HAEZEBROUCK Philippe	Lola B99/51 F.Nippon	1'41.282
12	41	BECKER Karl-Heinz	Dallara Nissan Worldserie	1'42.452
13	57	COPETTI Maurizio	Dallara Nissan Worldserie	1'43.282
14	45	GRUBER Norbert	Dallara Renault Worldseri	1'43.559
15	25	BOURGOIS Philippe	G-Force Indycar	1'47.677
16	66	STEDING Walter	Dallara Nissan Worldserie	1'52.686
17	52	MANGINI Armando	Lola B02/50 F3000	2'36.768

Top Speeds

1	13	WAGNER Arnold	Arrows A22 F1	310.0
2	2	VAN KALMTHOUT Marijn	Benetton B197 F1	306.5
3	30	MILAVEC Peter	Panoz DP01 Champcar	303.0
4	31	HERNDLHOFFER Bernd	Dallara GP2	296.4
5	23	GERSTL Inoo	Dallara GP2	294.0
6	3	STRATFORD Phil	Tyrrell 022 F1	294.0
7	24	RIPOLI Gianluca	Dallara GP2	292.4
8	37	LA ROSA Michele	Dallara GP2	290.8
9	32	HAUSER Garv	Dallara GP2	289.3
10	44	LEDERMAIR Johann	Dallara Renault Worldseri	283.2
11	25	BOURGOIS Philippe	G-Force Indycar	279.5
12	41	BECKER Karl-Heinz	Dallara Nissan Worldserie	277.4
13	96	HAEZEBROUCK Philippe	Lola B99/51 F.Nippon	272.5
14	45	GRUBER Norbert	Dallara Renault Worldseri	271.1
15	57	COPETTI Maurizio	Dallara Nissan Worldserie	263.2
16	66	STEDING Walter	Dallara Nissan Worldserie	259.4
17	52	MANGINI Armando	Lola B02/50 F3000	134.2

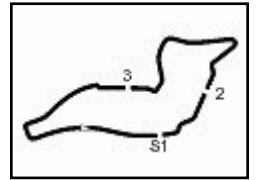
Sector 1	
1	30 MILAVEC P. 5.723
2	13 WAGNER A. 5.764
3	2 VAN KALMTHOUT 5.829
4	3 STRATFORD P. 5.927
5	23 GERSTL I. 5.955
6	24 RIPOLI G. 6.052
7	31 HERNDLHOFFER B 6.056
8	37 LA ROSA M. 6.060
9	32 HAUSER G. 6.200
10	44 LEDERMAIR J. 6.333
11	25 BOURGOIS P. 6.339
12	41 BECKER K. 6.371
13	96 HAEZEBROUCK P 6.477
14	45 GRUBER N. 6.583
15	57 COPETTI M. 6.783
16	66 STEDING W. 6.959
17	52 MANGINI A. 12.858

Sector 2	
1	32 HAUSER G. 13.179
2	23 GERSTL I. 13.232
3	31 HERNDLHOFFER B 13.364
4	2 VAN KALMTHOUT 13.569
5	37 LA ROSA M. 13.673
6	44 LEDERMAIR J. 13.768
7	13 WAGNER A. 13.987
8	30 MILAVEC P. 14.185
9	3 STRATFORD P. 14.581
10	24 RIPOLI G. 14.596
11	96 HAEZEBROUCK P 14.662
12	57 COPETTI M. 14.841
13	41 BECKER K. 14.958
14	66 STEDING W. 15.419
15	45 GRUBER N. 15.440
16	25 BOURGOIS P. 15.562
17	52 MANGINI A. 21.010

Sector 3	
1	23 GERSTL I. 38.498
2	31 HERNDLHOFFER B 39.252
3	32 HAUSER G. 39.280
4	2 VAN KALMTHOUT 39.292
5	37 LA ROSA M. 40.087
6	13 WAGNER A. 40.444
7	44 LEDERMAIR J. 40.614
8	24 RIPOLI G. 42.112
9	3 STRATFORD P. 42.206
10	96 HAEZEBROUCK P 42.739
11	30 MILAVEC P. 42.948
12	41 BECKER K. 43.224
13	57 COPETTI M. 43.278
14	45 GRUBER N. 43.696
15	25 BOURGOIS P. 44.834
16	66 STEDING W. 47.047
17	52 MANGINI A. 58.819

Sector 4	
1	2 VAN KALMTHOUT 33.894
2	23 GERSTL I. 33.932
3	31 HERNDLHOFFER B 34.442
4	13 WAGNER A. 34.539
5	37 LA ROSA M. 34.622
6	32 HAUSER G. 34.748
7	3 STRATFORD P. 35.272
8	24 RIPOLI G. 35.364
9	44 LEDERMAIR J. 35.695
10	30 MILAVEC P. 35.897
11	41 BECKER K. 37.254
12	96 HAEZEBROUCK P 37.358
13	45 GRUBER N. 37.617
14	57 COPETTI M. 37.911
15	25 BOURGOIS P. 38.651
16	66 STEDING W. 41.552
17	52 MANGINI A. 53.652



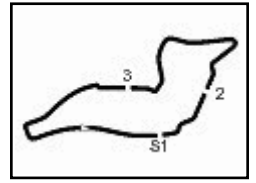


Enzo e Dino Ferrari 4.909 m

Luigi Musso Historic Gran Prix BOSS GP - Ideal Times Free Practice 1st Session

No.	Driver	Car	Sector 1	Sector 2	Sector 3	Sector 4	Ideal Time	Lap Time	Pos.	Diff.
1	23 GERSTL I. (AUT)	Dallara GP2	6.087	13.291	37.991	33.989	1'31.358	1'31.655	1	0.297
2	13 WAGNER A. (D)	Arrows A22 F1	5.998	13.555	39.440	34.076	1'33.069	1'34.141	2	1.072
3	2 VAN KALMTHOUT M. (NED)	Benetton B197 F1	5.935	14.323	39.160	34.542	1'33.960	1'34.958	4	0.998
4	31 HERNDLHOFFER B. (AUT)	Dallara GP2	6.072	13.833	39.812	34.943	1'34.660	1'34.868	3	0.208
5	30 MILAVEC P. (AUT)	Panoz DP01 Champcar	5.898	13.692	40.552	35.201	1'35.343	1'36.070	6	0.727
6	32 HAUSER G. (LUX)	Dallara GP2	6.855	13.547	39.694	35.253	1'35.349	1'35.355	5	0.006
7	44 LEDERMAIR J. (AUT)	Dallara Renault Worl	6.451	13.542	40.313	35.711	1'36.017	1'37.415	7	1.398
8	24 RIPOLI G. (ITA)	Dallara GP2	6.077	15.014	42.086	36.249	1'39.426	1'43.444	11	4.018
9	3 STRATFORD P. (USA)	Tyrrell 022 F1	6.242	15.000	43.223	36.073	1'40.538	1'40.881	8	0.343
10	96 HAEZEBROUCK P. (FRA)	Lola B99/51 F.Nippon	6.500	14.975	43.240	37.171	1'41.886	1'43.097	10	1.211
11	25 BOURGOIS P. (BEL)	G-Force Indycar	6.136	15.249	43.476	37.310	1'42.171	1'42.300	9	0.129
12	45 GRUBER N. (AUT)	Dallara Renault Worl	6.641	15.418	43.978	37.809	1'43.846	1'44.330	12	0.484
13	41 BECKER K. (D)	Dallara Nissan World	6.439	15.164	44.174	38.368	1'44.145	1'44.667	13	0.522
14	57 COPETTI M. (ITA)	Dallara Nissan World	6.888	15.201	43.756	38.308	1'44.153	1'45.284	14	1.131
Overall Ideal Time			5.898	13.291	37.991	33.989	1'31.169			





Luigi Musso Historic Gran Prix

BOSS GP - Analysis Free Practice 1st Session

Enzo e Dino Ferrari 4.909 m

2 VAN KALMTHOUT MARIJN							
Lap	Sector 1	Sector 2	Sector 3	Sector 4	Lap Time	km/h	Local Time
1	6.582	17.866	46.643	40.275	1'49.450	209.2	11:49'00.024
2	6.248	15.874	44.007	40.431	1'46.560	226.8	11:52'36.034
3	6.423	15.109	42.791	37.305	1'41.628	232.6	11:54'17.662
4	5.939	14.717	42.291	35.545	1'38.492	294.8	11:55'56.154
5	6.016	15.401	42.110	35.809	1'39.336	257.0	11:57'35.490
6	6.009	14.900	47.126	7'34.269	8'42.304 P	275.3	12:06'17.794
7	18.226	16.452	41.827	35.209	1'51.714 P	219.9	12:08'09.508
8	5.955	14.323	39.602	35.078	1'34.958	283.2	12:09'44.466
9	5.935	14.972	40.028	34.542	1'35.477	287.7	12:11'19.943

3 STRATFORD PHIL							
Lap	Sector 1	Sector 2	Sector 3	Sector 4	Lap Time	km/h	Local Time
1	21.591	22.169	55.906	45.985	2'25.651 P	113.4	11:45'59.298
2	8.285	18.269	48.330	40.797	1'55.681	200.0	11:50'20.630
3	6.783	17.672	45.793	38.375	1'48.623	195.3	11:52'09.253
4	6.401	16.245	45.304	37.818	1'45.768	235.7	11:53'55.021
5	6.483	17.230	45.899	38.006	1'47.618	224.4	11:55'42.639
6	6.507	17.108	45.016	37.635	1'46.266	233.1	11:57'28.905
7	6.570	16.743	44.498	37.870	1'45.681	248.7	11:59'14.586
8	6.339	17.607	44.110	37.250	1'45.306	254.5	12:00'59.892
9	6.380	15.769	43.628	37.300	1'43.077	249.8	12:02'42.969
10	6.242	15.595	43.322	37.808	1'42.967	261.9	12:04'25.936
11	6.453	15.132	43.223	36.073	1'40.881	262.6	12:06'06.817

13 WAGNER ARNOLD							
Lap	Sector 1	Sector 2	Sector 3	Sector 4	Lap Time	km/h	Local Time
1	20.297	18.186	45.529	38.476	2'02.488 P	149.2	11:46'24.003
2	6.953	15.728	42.086	36.450	1'41.217	205.3	11:50'07.708
3	6.563	15.451	41.525	34.903	1'38.442	204.5	11:51'46.150
4	6.154	14.646	40.562	34.801	1'36.163	262.6	11:53'22.313
5	6.178	14.092	41.779	7'22.398	8'24.447 P	265.1	12:01'46.760
6	19.478	15.724	41.534	34.732	1'51.468 P	192.1	12:03'38.228
7	6.340	14.547	40.048	34.368	1'35.303	255.1	12:05'13.531
8	5.998	13.555	41.832	34.573	1'35.958	287.7	12:06'49.489
9	6.175	14.012	39.549	34.405	1'34.141	271.1	12:08'23.630
10	6.235	13.994	40.352	34.076	1'34.657	267.8	12:09'58.287

23 GERSTL INGO							
Lap	Sector 1	Sector 2	Sector 3	Sector 4	Lap Time	km/h	Local Time
1	20.807	19.858	53.743	36.120	2'10.528 P	151.7	11:52'09.574
2	6.107	14.372	48.369	35.227	1'44.075	239.9	11:56'04.177
3	6.088	13.467	39.039	34.918	1'33.512	271.8	11:57'37.689
4	6.087	13.379	45.663	34.948	1'40.077	268.4	11:59'17.766
5	6.194	13.781	38.487	34.310	1'32.772	266.5	12:00'50.538
6	6.137	13.291	38.595	35.422	1'33.445	290.8	12:02'23.983
7	6.122	13.553	37.991	33.989	1'31.655	267.8	12:03'55.638

24 RIPOLI GIANLUCA							
Lap	Sector 1	Sector 2	Sector 3	Sector 4	Lap Time	km/h	Local Time
1	22.242	31.463	58.042	48.822	2'40.569 P		11:52'22.568
2	7.114	17.612	45.354	38.394	1'48.474	227.7	11:56'51.611
3	6.233	16.202	43.459	37.550	1'43.444	247.6	11:58'35.055
4	6.545	16.511	47.428	42.545	1'53.029	229.2	12:00'28.084
5	8.737	17.422	44.240	7'30.880	8'41.279 P	197.4	12:09'09.363
6	18.089	18.759	47.318	36.249	2'00.415 P	159.3	12:11'09.778

25 BOURGOIS PHILIPPE							
Lap	Sector 1	Sector 2	Sector 3	Sector 4	Lap Time	km/h	Local Time
1	23.530	21.130	54.487	43.900	2'23.047 P	130.5	11:45'19.800
2	7.058	18.279	50.583	42.506	1'58.426	176.5	11:49'41.273
3	7.478	18.556	50.305	41.219	1'57.558	183.4	11:51'38.831
4	6.894	17.587	48.769	40.388	1'53.638	177.3	11:53'32.469
5	6.322	16.782	47.063	39.502	1'49.669	238.8	11:55'22.138
6	6.320	16.500	46.635	38.435	1'47.890	234.2	11:57'10.028
7	6.348	16.184	44.832	39.897	1'47.261	230.2	11:58'57.289
8	6.153	15.388	44.087	38.077	1'43.705	286.9	12:00'40.994
9	6.136	15.249	43.996	37.873	1'43.254	287.7	12:02'24.248
10	6.260	15.254	43.476	37.310	1'42.300	247.6	12:04'06.548
11	6.272	15.795	43.847	4'21.087	5'27.001 P	235.7	12:09'33.549
12	19.238	17.497	44.989	38.010	1'59.734 P	201.8	12:11'33.283

30 MILAVEC PETER							
Lap	Sector 1	Sector 2	Sector 3	Sector 4	Lap Time	km/h	Local Time
1	20.769	19.999	51.437	41.774	2'13.979 P	153.9	11:46'49.928
2	6.582	16.060	46.198	38.771	1'47.611	217.7	11:50'51.518
3	6.156	15.219	44.323	39.491	1'45.189	230.7	11:52'36.707
4	6.229	15.232	43.677	37.511	1'42.649	233.1	11:54'19.356
5	6.080	14.603	42.471	35.944	1'39.098	240.9	11:55'58.454
6	5.989	14.744	42.023	2'48.291	3'51.047 P	242.6	11:59'49.501
7	18.364	16.588	42.153	35.597	1'52.702 P	202.2	12:01'42.203
8	6.023	14.448	41.143	35.675	1'37.289	236.7	12:03'19.492
9	5.898	13.692	40.940	35.590	1'36.120	298.8	12:04'55.612
10	5.915	14.048	41.540	35.201	1'36.704	294.0	12:06'32.316
11	5.935	14.228	40.552	35.355	1'36.070	296.4	12:08'08.386

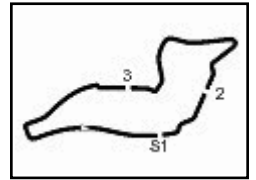
31 HERNDLHOFFER BERND							
Lap	Sector 1	Sector 2	Sector 3	Sector 4	Lap Time	km/h	Local Time
1	22.020	20.011	52.780	41.642	2'16.453 P	175.0	11:45'16.313
2	6.456	15.385	42.837	38.067	1'42.745	219.9	11:49'15.511
3	6.167	17.166	42.660	2'57.588	4'03.581 P	283.2	11:53'19.092
4	16.422	15.766	42.006	37.313	1'51.507 P	202.6	11:55'10.599
5	6.140	14.598	41.512	36.095	1'38.345	277.4	11:56'48.944
6	6.150	14.038	40.314	35.430	1'35.932	286.9	11:58'24.876
7	6.075	13.855	40.316	35.250	1'35.496	292.4	12:00'00.372
8	6.123	13.833	39.969	34.943	1'34.868	288.5	12:01'35.240
9	6.099	14.033	39.812	36.648	1'36.592	290.8	12:03'11.832

32 HAUSER GARY							
Lap	Sector 1	Sector 2	Sector 3	Sector 4	Lap Time	km/h	Local Time
1	19.531	22.361	53.076	40.348	2'15.316 P	140.5	11:46'02.932
2	7.960	17.091	42.650	7'30.108	8'37.809 P	187.8	11:56'56.057
3	18.059	16.752	41.973	36.650	1'53.434 P	176.2	11:58'49.491
4	7.007	13.898	39.805	35.822	1'36.532	258.2	12:00'26.023
5	6.893	13.705	40.968	35.333	1'36.899	255.7	12:02'02.922
6	6.869	13.547	40.747	35.694	1'35.496	292.4	12:03'39.779
7	6.855	13.553	39.694	35.253	1'35.355	257.0	12:05'15.134

37 LA ROSA MICHELE							
Lap	Sector 1	Sector 2	Sector 3	Sector 4	Lap Time	km/h	Local Time
1	23.816	25.768	1'02.771	43.840	2'36.195 P	100.7	11:46'36.782
							11:49'12.977

41 BECKER KARL-HEINZ							
Lap	Sector 1	Sector 2	Sector 3	Sector 4	Lap Time	km/h	Local Time
1	24.274	21.787	56.578	47.547	2'30.186 P	148.0	11:48'04.702
2	8.745	19.920	52.047	43.618	2'04.330	142.2	11:50'09.032
3	6.987	17.005	48.112	41.651	1'53.755	191.8	11:52'02.787
4	6.933	16.498	46.083	41.670	1'51.184	190.1	11:53'53.971
5	6.763	16.633	47.103	41.383	1'51.882	205.3	11:55'45.853
6	6.596	15.839	46.005	39.100	1'47.540	244.8	11:57'33.393
7	6.509	15.739	46.882	38.821	1'47.951	249.8	11:59'21.344
8	6.439	15.164	44.174	38.890	1'44.667	263.2	12:01'06.011
9	6.520	15.994	45.297	38.368	1'46.179	238.3	12:02'52.190
10	6.483	15.527	44.750	5'54.767	7'01.527 P	261.9	12:09'53.717

44 LEDERMAIR JOHANN							
Lap	Sector 1	Sector 2	Sector 3	Sector 4	Lap Time	km/h	Local Time
1	22.865	21.120	51.410	41.639	2'17.034 P	137.6	11:47'34.771
2	6.788	16.484	45.068	39.263	1'47.603	224.9	11:49'22.374
3	7.429	15.645	43.638	37.580	1'44.290	203.3	11:51'06.666
4	6.587	14.851	41.938	37.543	1'40.919	252.2	11:52'47.585
5	6.518	15.208	41.707	36.827	1'40.260	274.6	11:54'27.845
6	6.502	14.342	41.762	36.132	1'38.738	274.6	11:56'06.583
7	6.451	13.955	41.212	36.004	1'37.622	276.7	11:57'44.205
8	6.514	13.776	40.853	3'38.945	4'40.088 P	273.9	12:02'24.293
9	17.693	15.983	42.177	36.118	1'51.972 P	201.5	12:04'16.265
10	6.558	13.833	40.776	36.711	1'37.878	273.2	12:05'54.143
11	6.524	13.888	40.809	37.557	1'38.778	273.9	12:07'32.921
12	6.545	13.799	41.587				



Enzo e Dino Ferrari 4.909 m

Luigi Musso Historic Gran Prix

BOSS GP - Analysis Free Practice 1st Session

2 / 2

1	18.072	20.139	53.783	44.899	2'16.893 P	144.6	11:54'20.377
2	7.129	17.645	48.988	3'13.658	4'27.420 P	199.2	11:58'47.797
3	17.381	18.288	47.636	39.312	2'02.617 P	200.3	12:00'50.414
4	6.886	16.527	45.336	39.403	1'48.152	240.4	12:02'38.566
5	6.664	16.938	45.406	38.450	1'47.458	265.1	12:04'26.024
6	6.720	16.176	45.098	38.833	1'46.827	245.3	12:06'12.851
7	6.641	15.636	44.244	37.809	1'44.330	269.1	12:07'57.181
8	6.673	15.418	45.221	38.323	1'45.635	268.4	12:09'42.816

57 COPETTI MAURIZIO

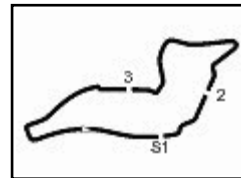
Lap	Sector 1	Sector 2	Sector 3	Sector 4	Lap Time	km/h	Local Time
							11:46'55.223
1	18.446	19.424	50.943	43.093	2'11.906 P	143.1	11:49'07.129
2	7.267	16.732	48.132	40.733	1'52.864	205.7	11:50'59.993
3	7.066	16.379	45.873	40.525	1'49.843	238.3	11:52'49.836
4	7.031	16.179	48.177	40.813	1'52.200	247.6	11:54'42.036
5	6.987	15.842	45.060	39.014	1'46.903	242.0	11:56'28.939
6	6.914	15.656	44.687	38.531	1'45.788	257.6	11:58'14.727
7	6.910	15.657	44.441	4'18.072	5'25.080 P	257.0	12:03'39.807
8	19.250	16.961	48.978	42.408	2'07.597 P	184.9	12:05'47.404
9	6.941	15.696	44.695	40.740	1'48.072	247.6	12:07'35.476
10	6.888	15.535	44.349	38.512	1'45.284	257.6	12:09'20.760
11	7.186	15.599	44.364	38.308	1'45.457	224.0	12:11'06.217

96 HAEZEBROUCK PHILIPPE

Lap	Sector 1	Sector 2	Sector 3	Sector 4	Lap Time	km/h	Local Time
							11:46'05.905
1	19.042	21.713	55.610	1'30.236	3'06.601 P	119.9	11:49'12.506
2	19.716	19.744	50.029	39.949	2'09.438 P	115.8	11:51'21.944
3	6.980	16.590	48.172	38.839	1'50.581	200.7	11:53'12.525
4	6.697	16.548	46.162	39.548	1'48.955	228.2	11:55'01.480
5	6.603	15.730	46.286	38.707	1'47.326	248.7	11:56'48.806
6	6.593	15.687	45.448	38.258	1'45.986	245.3	11:58'34.792
7	6.571	16.259	45.293	38.072	1'46.195	245.3	12:00'20.987
8	6.520	15.485	44.484	38.211	1'44.700	267.1	12:02'05.687
9	6.533	15.299	44.127	37.171	1'43.130	265.8	12:03'48.817
10	6.500	14.975	55.897	38.739	1'56.111	268.4	12:05'44.928
11	6.581	15.589	44.551	37.858	1'44.579	253.3	12:07'29.507
12	6.556	15.516	44.808	37.455	1'44.335	260.7	12:09'13.842
13	6.512	14.986	43.240	38.359	1'43.097	266.5	12:10'56.939

P = Pits In/Out - C = Lap-Time Cancelled





Luigi Musso Historic Gran Prix BOSS GP - Top Speeds Free Practice 1st Session

Enzo e Dino Ferrari 4.909 m

Best Lap:

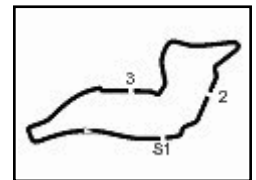
1	23	GERSTL Inoo	Dallara GP2	1'31.655
2	13	WAGNER Arnold	Arrows A22 F1	1'34.141
3	31	HERNDLHOFER Bernd	Dallara GP2	1'34.868
4	2	VAN KALMTHOUT Marijn	Benetton B197 F1	1'34.958
5	32	HAUSER Garv	Dallara GP2	1'35.355
6	30	MILAVEC Peter	Panoz DP01 Champcar	1'36.070
7	44	LEDERMAIR Johann	Dallara Renault Worldseri	1'37.415
8	3	STRATFORD Phil	Tyrrell 022 F1	1'40.881
9	25	BOURGOIS Philoee	G-Force IndyCar	1'42.300
10	96	HAEZEBROUCK Philoee	Lola B99/51 F.Nippon	1'43.097
11	24	RIPOLI Gianluca	Dallara GP2	1'43.444
12	45	GRUBER Norbert	Dallara Renault Worldseri	1'44.330
13	41	BECKER Karl-Heinz	Dallara Nissan Worldserie	1'44.667
14	57	COPETTI Maurizio	Dallara Nissan Worldserie	1'45.284

Top Speeds

1	30	MILAVEC Peter	Panoz DP01 Champcar	298.8
2	2	VAN KALMTHOUT Marijn	Benetton B197 F1	294.8
3	31	HERNDLHOFER Bernd	Dallara GP2	292.4
4	23	GERSTL Inoo	Dallara GP2	290.8
5	13	WAGNER Arnold	Arrows A22 F1	287.7
6	25	BOURGOIS Philoee	G-Force IndyCar	287.7
7	24	RIPOLI Gianluca	Dallara GP2	276.7
8	44	LEDERMAIR Johann	Dallara Renault Worldseri	276.7
9	45	GRUBER Norbert	Dallara Renault Worldseri	269.1
10	96	HAEZEBROUCK Philoee	Lola B99/51 F.Nippon	268.4
11	41	BECKER Karl-Heinz	Dallara Nissan Worldserie	263.2
12	3	STRATFORD Phil	Tyrrell 022 F1	262.6
13	57	COPETTI Maurizio	Dallara Nissan Worldserie	260.0
14	32	HAUSER Garv	Dallara GP2	258.2
15	37	LA ROSA Michele	Dallara GP2	100.7

Sector 1			Sector 2			Sector 3			Sector 4						
1	30	MILAVEC P.	5.898	1	23	GERSTL I.	13.291	1	23	GERSTL I.	37.991	1	23	GERSTL I.	33.989
2	2	VAN KALMTHOUT	5.935	2	44	LEDERMAIR J.	13.542	2	2	VAN KALMTHOUT	39.160	2	13	WAGNER A.	34.076
3	13	WAGNER A.	5.998	3	32	HAUSER G.	13.547	3	13	WAGNER A.	39.440	3	2	VAN KALMTHOUT	34.542
4	31	HERNDLHOFER B	6.072	4	13	WAGNER A.	13.555	4	32	HAUSER G.	39.694	4	31	HERNDLHOFER B	34.943
5	24	RIPOLI G.	6.077	5	30	MILAVEC P.	13.692	5	31	HERNDLHOFER B	39.812	5	30	MILAVEC P.	35.201
6	23	GERSTL I.	6.087	6	31	HERNDLHOFER B	13.833	6	44	LEDERMAIR J.	40.313	6	32	HAUSER G.	35.253
7	25	BOURGOIS P.	6.136	7	2	VAN KALMTHOUT	14.323	7	30	MILAVEC P.	40.552	7	44	LEDERMAIR J.	35.711
8	3	STRATFORD P.	6.242	8	96	HAEZEBROUCK P	14.975	8	24	RIPOLI G.	42.086	8	3	STRATFORD P.	36.073
9	41	BECKER K.	6.439	9	3	STRATFORD P.	15.000	9	3	STRATFORD P.	43.223	9	24	RIPOLI G.	36.249
10	44	LEDERMAIR J.	6.451	10	24	RIPOLI G.	15.014	10	96	HAEZEBROUCK P	43.240	10	96	HAEZEBROUCK P	37.171
11	96	HAEZEBROUCK P	6.500	11	41	BECKER K.	15.164	11	25	BOURGOIS P.	43.476	11	25	BOURGOIS P.	37.310
12	45	GRUBER N.	6.641	12	57	COPETTI M.	15.201	12	57	COPETTI M.	43.756	12	45	GRUBER N.	37.809
13	32	HAUSER G.	6.855	13	25	BOURGOIS P.	15.249	13	45	GRUBER N.	43.978	13	57	COPETTI M.	38.308
14	57	COPETTI M.	6.888	14	45	GRUBER N.	15.418	14	41	BECKER K.	44.174	14	41	BECKER K.	38.368
15	37	LA ROSA M.	18.493	15	37	LA ROSA M.	25.768	15	37	LA ROSA M.	1'02.771	15	37	LA ROSA M.	43.840





Enzo e Dino Ferrari 4.909 m

Luigi Musso Historic Gran Prix BOSS GP - Results Free Practice 2nd Session

Best Lap: = 1'32.604 - 4,909 km - Avg 190,838 km/h

No.	Driver	Driver	Team	Car	Class	Time	Gap	Rel.	Laps
1	23 GERSTL	Ingo (AUT)	Top Speed	Dallara GP2	F	1'32.604			10
2	2 VAN KALMTHOUT	Marijn (NED)	Mansell Motorsport	Benetton B197 F1	O	1'32.976	0.372	0.372	13
3	31 HERNDLHOFER	Bernd (AUT)	ARAM Power Energy	Dallara GP2	F	1'33.149	0.545	0.173	16
4	32 HAUSER	Gary (LUX)	Racing Experience	Dallara GP2	F	1'34.016	1.412	0.867	12
5	37 LA ROSA	Michele (ITA)	MLR71	Dallara GP2	F	1'34.719	2.115	0.703	15
6	13 WAGNER	Arnold (D)	Rennerwerk	Arrows A22 F1	O	1'35.552	2.948	0.833	9
7	44 LEDERMAIR	Johann (AUT)	Ledermaier Motorsport	Dallara Renault Worldseri M	M	1'36.516	3.912	0.964	14
8	3 STRATFORD	Phil (USA)	Tyrrell Vintage Racing	Tyrrell 022 F1	O	1'38.615	6.011	2.099	14
9	24 RIPOLI	Gianluca (ITA)	Top Speed	Dallara GP2	F	1'38.724	6.120	0.109	11
10	30 MILAVEC	Peter (AUT)	GP Racing	Panoz DP01 Champcar	F	1'38.783	6.179	0.059	6
11	96 HAEZEBROUCK	Philippe (FRA)	R.D.A./Ryschka Motorsport	Lola B99/51 F.Nippon	M	1'41.282	8.678	2.499	12
12	41 BECKER	Karl-Heinz (D)	Becker Motorsport	Dallara Nissan Worldserie M	M	1'42.452	9.848	1.170	13
13	57 COPETTI	Maurizio (ITA)	Puresport	Dallara Nissan Worldserie M	M	1'43.282	10.678	0.830	14
14	45 GRUBER	Norbert (AUT)	Gruber Motorsport	Dallara Renault Worldseri M	M	1'43.559	10.955	0.277	10
15	25 BOURGOIS	Philippe (BEL)	Ryschka Motorsport	G-Force Indycar	F	1'47.677	15.073	4.118	3
16	66 STEDING	Walter (D)	Hoffmann Racing	Dallara Nissan Worldserie M	M	1'52.686	20.082	5.009	4
17	52 MANGINI	Armando (ITA)	Team Italia	Lola B02/50 F3000	M	2'36.768	1'04.164	44.082	5

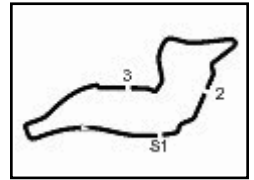
Race Director : Campana Giorgio

Start 16:08
End 16:40

The results are provisional until the end of the time limit for protests and appeals and the completion of the technical checks.

Servizio elaborazione dati e cronometraggio a cura della Federazione Italiana Cronometristi



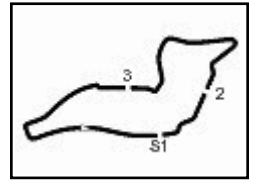


Enzo e Dino Ferrari 4.909 m

Luigi Musso Historic Gran Prix BOSS GP - Ideal Times Free Practice 2nd Session

No.	Driver	Car	Sector 1	Sector 2	Sector 3	Sector 4	Ideal Time	Lap Time	Pos.	Diff.	
1	23 GERSTL I. (AUT)	Dallara GP2	5.955	13.232	38.498	33.932	1'31.617	1'32.604	1	0.987	
2	2 VAN KALMTHOUT M. (NED)	Benetton B197 F1	5.829	13.569	39.292	33.894	1'32.584	1'32.976	2	0.392	
3	31 HERNDLHOFFER B. (AUT)	Dallara GP2	6.056	13.364	39.252	34.442	1'33.114	1'33.149	3	0.035	
4	32 HAUSER G. (LUX)	Dallara GP2	6.200	13.179	39.280	34.748	1'33.407	1'34.016	4	0.609	
5	37 LA ROSA M. (ITA)	Dallara GP2	6.060	13.673	40.087	34.622	1'34.442	1'34.719	5	0.277	
6	13 WAGNER A. (D)	Arrows A22 F1	5.764	13.987	40.444	34.539	1'34.734	1'35.552	6	0.818	
7	44 LEDERMAIR J. (AUT)	Dallara Renault Worl	6.333	13.768	40.614	35.695	1'36.410	1'36.516	7	0.106	
8	3 STRATFORD P. (USA)	Tyrrell 022 F1	5.927	14.581	42.206	35.272	1'37.986	1'38.615	8	0.629	
9	24 RIPOLI G. (ITA)	Dallara GP2	6.052	14.596	42.112	35.364	1'38.124	1'38.724	9	0.600	
10	30 MILAVEC P. (AUT)	Panoz DP01 Champcar	5.723	14.185	42.948	35.897	1'38.753	1'38.783	10	0.030	
11	96 HAEZEBROUCK P. (FRA)	Lola B99/51 F.Nippon	6.477	14.662	42.739	37.358	1'41.236	1'41.282	11	0.046	
12	41 BECKER K. (D)	Dallara Nissan World	6.371	14.958	43.224	37.254	1'41.807	1'42.452	12	0.645	
13	57 COPETTI M. (ITA)	Dallara Nissan World	6.783	14.841	43.278	37.911	1'42.813	1'43.282	13	0.469	
14	45 GRUBER N. (AUT)	Dallara Renault Worl	6.583	15.440	43.696	37.617	1'43.336	1'43.559	14	0.223	
15	25 BOURGOIS P. (BEL)	G-Force Indycar	6.339	15.562	44.834	38.651	1'45.386	1'47.677	15	2.291	
16	66 STEDING W. (D)	Dallara Nissan World	6.959	15.419	47.047	41.552	1'50.977	1'52.686	16	1.709	
17	52 MANGINI A. (ITA)	Lola B02/50 F3000	12.858	21.010	58.819	53.652	2'26.339	2'36.768	17	10.429	
Overall Ideal Time			5.723	13.179	38.498	33.894	1'31.294				





Luigi Musso Historic Gran Prix

BOSS GP - Analysis Free Practice 2nd Session

Enzo e Dino Ferrari 4.909 m

2 VAN KALMTHOUT MARIJN

Lap	Sector 1	Sector 2	Sector 3	Sector 4	Lap Time	km/h	Local Time
1	5.939	14.470	43.078	35.318	1'38.477	271.8	16:14'48.768
2	5.842	13.699	41.931	34.309	1'35.781	306.5	16:18'03.026
3	5.846	13.931	39.667	33.980	1'33.424	301.3	16:19'36.450
4	5.829	13.737	41.018	34.359	1'34.943	305.6	16:21'11.393
5	5.851	13.598	39.643	34.010	1'33.102	305.6	16:22'44.495
6	5.836	13.922	40.405	4'18.205	5'18.368 P	305.6	16:28'02.863
7	17.008	15.860	42.296	34.339	1'49.503 P	203.7	16:29'52.366
8	5.851	13.569	39.843	34.095	1'33.358	306.5	16:31'25.724
9	6.227	15.652	40.165	33.894	1'35.938	218.5	16:33'01.662
10	5.839	13.712	39.823	34.633	1'34.007	302.2	16:34'35.669
11	5.887	13.764	39.540	34.108	1'33.299	302.2	16:36'08.968
12	5.876	13.821	39.292	33.987	1'32.976	294.0	16:37'41.944
13	5.855	13.589	39.542	34.043	1'33.029	303.9	16:39'14.973

3 STRATFORD PHIL

Lap	Sector 1	Sector 2	Sector 3	Sector 4	Lap Time	km/h	Local Time
1							16:09'27.575
2	23.548	19.814	54.634	40.352	2'18.348 P	155.9	16:11'45.923
3	6.405	16.456	49.648	3'18.555	4'31.064 P	229.2	16:16'16.987
4	20.746	18.469	46.357	36.916	2'02.488 P	129.2	16:18'19.475
5	6.624	15.862	45.214	36.723	1'44.423	240.4	16:20'03.898
6	6.840	15.792	43.615	36.188	1'42.435	226.8	16:21'46.333
7	5.927	15.142	43.077	35.974	1'40.120	294.0	16:23'26.453
8	5.933	15.291	43.440	36.574	1'41.238	281.0	16:25'07.691
9	6.481	15.378	44.543	36.262	1'42.664	251.6	16:26'50.355
10	5.933	15.144	43.255	38.062	1'42.394	287.7	16:28'32.749
11	6.019	15.133	43.483	36.052	1'40.687	260.0	16:30'13.436
12	6.432	15.234	43.913	37.331	1'42.910	248.1	16:31'56.346
13	6.980	16.140	42.791	35.572	1'41.483	196.0	16:33'37.829
14	6.168	15.812	42.804	35.588	1'40.372	242.0	16:35'18.201
14	6.038	15.099	42.206	35.272	1'38.615	257.6	16:36'56.816

13 WAGNER ARNOLD

Lap	Sector 1	Sector 2	Sector 3	Sector 4	Lap Time	km/h	Local Time
1							16:10'55.175
2	21.732	18.971	46.941	36.659	2'04.303 P	148.0	16:12'59.478
3	5.953	15.315	44.007	37.873	1'43.148	248.7	16:14'42.626
4	5.866	14.502	42.163	35.683	1'38.214	282.5	16:16'20.840
5	5.764	14.077	41.291	34.539	1'35.671	307.3	16:17'56.511
6	5.837	13.987	40.920	34.808	1'35.552	303.0	16:19'32.063
7	5.818	14.072	42.040	7'15.413	8'17.343 P	304.7	16:27'49.406
8	18.192	16.178	41.787	34.725	1'50.882 P	200.7	16:29'40.288
9	5.770	14.293	40.444	35.206	1'35.713	310.0	16:31'16.001
9	6.475	15.750	40.990	34.573	1'37.788	192.1	16:32'53.789

23 GERSTL INGO

Lap	Sector 1	Sector 2	Sector 3	Sector 4	Lap Time	km/h	Local Time
1							16:13'20.624
2	22.284	17.518	53.765	41.779	2'15.346 P	113.6	16:15'35.970
3	7.126	14.773	41.853	37.179	1'40.931	243.1	16:17'16.901
4	6.114	14.345	41.750	35.193	1'37.402	278.1	16:18'54.303
5	6.205	14.531	43.194	38.164	1'42.094	248.7	16:20'36.397
6	6.020	13.457	40.260	34.355	1'34.092	294.0	16:22'10.489
7	6.149	13.655	39.369	33.932	1'33.105	261.3	16:23'43.594
8	6.020	13.658	40.292	35.797	1'35.767	269.8	16:25'19.361
9	6.095	13.232	39.129	34.148	1'32.604	281.0	16:26'51.965
10	5.955	13.371	42.136	37.910	1'39.372	294.0	16:28'31.337
10	6.376	13.561	38.498	43.538	1'41.973	249.3	16:30'13.310

24 RIPOLI GIANLUCA

Lap	Sector 1	Sector 2	Sector 3	Sector 4	Lap Time	km/h	Local Time
1							16:09'10.060
2	23.365	23.828	58.972	44.744	2'30.909 P	114.0	16:11'40.969
3	8.651	18.507	48.967	37.713	1'53.838	174.8	16:13'34.807
4	7.530	15.906	45.621	38.202	1'47.259	216.8	16:15'22.066
5	6.214	14.939	44.728	36.547	1'42.428	275.3	16:17'04.494
6	6.111	14.931	45.057	36.698	1'42.797	286.9	16:18'47.291
7	6.063	15.106	44.736	36.442	1'42.347	279.5	16:20'29.638
8	6.525	15.904	43.909	3'51.082	4'57.420 P	220.8	16:25'27.058
9	15.873	16.912	43.805	35.795	1'52.385 P	186.5	16:27'19.443
10	6.052	14.596	42.327	35.749	1'38.724	292.4	16:28'58.167
11	6.094	15.423	42.372	36.060	1'39.949	264.5	16:30'38.116
11	6.294	15.912	42.112	35.364	1'39.682	217.7	16:32'17.798

25 BOURGOIS PHILIPPE

Lap	Sector 1	Sector 2	Sector 3	Sector 4	Lap Time	km/h	Local Time
1							16:09'19.494
1	23.733	20.704	54.111	43.919	2'22.467 P	151.5	16:11'41.961
2	7.054	16.752	47.091	40.170	1'51.067	186.8	16:13'33.028
3	6.475	16.021	46.530	38.651	1'47.677	228.2	16:15'20.705

30 MILAVEC PETER

Lap	Sector 1	Sector 2	Sector 3	Sector 4	Lap Time	km/h	Local Time
1							16:10'15.483
1	18.749	18.229	49.850	37.946	2'04.774 P	187.2	16:12'20.257
2	5.940	14.589	45.409	37.003	1'42.941	298.8	16:14'03.198
3	5.901	14.303	44.957	36.159	1'41.320	298.0	16:15'44.518
4	5.723	14.797	44.371	4'19.274	5'24.165 P	297.2	16:21'08.683
5	17.852	16.339	45.275	35.897	1'55.363 P	204.9	16:23'04.046
6	5.747	14.185	42.948	35.903	1'38.783	303.0	16:24'42.829

31 HERNDLHOFFER BERND

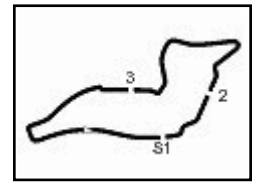
Lap	Sector 1	Sector 2	Sector 3	Sector 4	Lap Time	km/h	Local Time
1							16:11'36.099
1	18.102	17.744	49.417	38.674	2'03.937 P	183.0	16:13'40.036
2	6.354	16.082	45.775	36.854	1'45.065	230.2	16:15'25.101
3	6.148	14.506	42.353	37.495	1'40.502	286.9	16:17'05.603
4	6.152	14.059	42.283	35.366	1'37.860	287.7	16:18'43.463
5	6.177	13.676	40.573	35.122	1'35.548	289.3	16:20'19.011
6	6.137	13.449	39.322	34.834	1'33.742	288.5	16:21'52.753
7	6.077	14.381	43.391	34.783	1'38.632	292.4	16:23'31.385
8	6.112	13.555	40.277	36.174	1'36.118	290.8	16:25'07.503
9	6.093	13.593	41.737	34.887	1'36.310	290.0	16:26'43.813
10	6.152	13.628	40.622	34.926	1'35.328	289.3	16:28'19.141
11	6.144	13.787	39.455	34.942	1'34.328	287.7	16:29'53.469
12	6.057	13.643	39.388	34.591	1'33.679	293.2	16:31'27.148
13	6.114	14.488	40.435	34.718	1'35.755	259.4	16:33'02.903
14	6.056	13.432	39.252	34.757	1'33.497	295.6	16:34'36.400
15	6.067	13.364	39.387	34.620	1'33.438	295.6	16:36'09.838
16	6.073	13.381	39.253	34.442	1'33.149	295.6	16:37'42.987

32 HAUSER GARY

Lap	Sector 1	Sector 2	Sector 3	Sector 4	Lap Time	km/h	Local Time
1							16:09'01.124
1	18.843	20.542	51.635	39.362	2'10.382 P	153.7	16:11'11.506
2	6.643	15.254	42.458	3'03.150	4'07.505 P	253.3	16:15'19.011
3	17.957	15.362	41.635	36.361	1'51.315 P	192.5	16:17'10.326
4	6.386	13.857	41.536	35.487	1'37.266	283.2	16:18'47.592
5	6.200	14.688	41.983	35.218	1'38.089	289.3	16:20'25.681
6	6.329	13.325	40.237	35.213	1'35.104	284.7	16:22'00.785
7	6.399	13.255	40.900	36.301	1'36.855	281.7	16:23'37.640
8	6.249	13.179	39.442	8'25.668	9'24.538 P	285.4	16:33'02.178
9	18.514	15.884	41.793	35.703	1'51.894 P	177.3	16:34'54.072
10	6.461	13.936	42.127	35.307	1'37.831	278.1	16:36'31.903
11	6.428	13.448	39.280	34.860	1'34.016	278.8	16:38'05.919
12	6.304	13.460	40.262	34.748	1'34.774	277.4	16:39'40.693

37 LA ROSA MICHELE

Lap	Sector 1	Sector 2	Sector 3	Sector 4	Lap Time	km/h	Local Time
1							16:09'08.557
1	19.841	23.383	55.210	43.028	2'21.462 P	118.5	16:11'30.019
2	6.261	15.792	45.513	36.653	1'44.219	264.5	16:13'14.238
3	6.065	14.624	42.798	35.760	1'39.247	290.8	16:14'53.485
4	6.071	14.361	42.151	35.954	1'38.537	280.3	16:16'32.022
5	6.396	15.893	41.855	35.272	1'39.416	235.7	16:18'11.438
6	6.281	15.792	42.820	5'26.248	6'31.141 P	239.9	16:24'42.579
7	22.985	22.778	51.940	38.636	2'16.339 P	15	



Luigi Musso Historic Gran Prix

BOSS GP - Analysis Free Practice 2nd Session

Enzo e Dino Ferrari 4.909 m

Lap	Sector 1	Sector 2	Sector 3	Sector 4	Lap Time	km/h	Local Time
4	6.507	15.625	44.265	38.143	1'44.540	244.8	16:17'16.845
5	6.442	15.335	43.463	37.795	1'43.035	265.1	16:18'59.880
6	6.502	15.430	43.442	37.872	1'43.246	259.4	16:20'43.126
7	6.423	15.117	43.952	37.801	1'43.293	276.0	16:22'26.419
8	6.491	15.392	43.949	37.873	1'43.705	247.0	16:24'10.124
9	6.550	15.263	45.983	4'01.307	5'09.103 P	263.2	16:29'19.227
10	22.466	19.776	45.284	37.744	2'05.270 P	133.7	16:31'24.497
11	6.831	16.396	43.224	37.765	1'44.216	194.9	16:33'08.713
12	6.638	15.446	43.289	37.254	1'42.627	215.1	16:34'51.340
13	6.644	15.140	43.317	37.351	1'42.452	251.6	16:36'33.792

96 HAEZEBROUCK PHILIPPE							
Lap	Sector 1	Sector 2	Sector 3	Sector 4	Lap Time	km/h	Local Time
1	6.656	16.089	55.260	40.580	1'50.561	249.3	16:12'49.622
2	6.540	15.473	46.112	38.021	1'46.146	258.2	16:14'35.768
3	6.544	15.463	46.189	37.603	1'45.799	265.1	16:16'21.567
4	6.502	15.176	45.498	38.855	1'46.031	272.5	16:18'07.598
5	6.533	15.163	45.531	37.727	1'44.954	272.5	16:19'52.552
6	6.521	15.210	45.041	37.555	1'44.327	271.1	16:21'36.879
7	6.527	15.173	44.459	37.569	1'43.728	266.5	16:23'20.607
8	6.576	14.989	44.699	37.842	1'44.106	265.8	16:25'04.713
9	6.531	14.941	44.705	37.759	1'43.936	271.8	16:26'48.649
10	6.530	14.662	43.786	38.082	1'43.060	272.5	16:28'31.709
11	6.477	14.708	42.739	37.358	1'41.282	269.8	16:30'12.991
12	6.499	14.922	43.523	38.331	1'43.275	271.8	16:31'56.266

44 LEDERMAIR JOHANN							
Lap	Sector 1	Sector 2	Sector 3	Sector 4	Lap Time	km/h	Local Time
1	19.561	53.008	39.381	140.7	16:10'56.163		
2	6.522	15.569	46.840	37.282	1'46.213	244.2	16:12'42.376
3	6.385	14.078	43.193	36.559	1'40.215	281.7	16:14'23.956
4	6.377	14.153	42.746	36.394	1'39.670	281.7	16:17'43.841
5	6.360	14.092	41.738	36.369	1'38.559	282.5	16:19'22.400
6	6.391	14.033	42.196	36.502	1'39.122	281.7	16:21'01.522
7	6.371	14.045	41.307	3'28.091	4'29.814 P	281.7	16:25'31.336
8	17.616	16.074	46.974	36.398	1'57.062 P	202.2	16:27'28.398
9	6.347	14.109	41.206	35.928	1'37.590	281.7	16:29'05.988
10	6.340	14.111	42.030	36.189	1'38.670	283.2	16:30'44.658
11	7.080	15.159	41.473	36.049	1'39.761	196.3	16:32'24.419
12	6.333	14.220	42.528	36.485	1'39.566	282.5	16:34'03.985
13	6.377	13.891	40.614	35.787	1'36.669	282.5	16:35'40.654
14	6.378	13.782	40.661	35.695	1'36.516	281.7	16:37'17.170

45 GRUBER NORBERT							
Lap	Sector 1	Sector 2	Sector 3	Sector 4	Lap Time	km/h	Local Time
1	19.306	22.879	58.222	40.607	2'21.014 P	146.0	16:10'33.124
2	6.649	16.489	47.151	39.067	1'49.356	267.8	16:12'54.138
3	6.622	16.413	45.686	39.042	1'47.763	266.5	16:14'43.494
4	6.875	16.203	46.471	38.340	1'47.889	237.8	16:18'19.146
5	6.612	15.751	44.440	37.827	1'44.630	269.1	16:20'03.776
6	6.649	15.568	46.531	38.658	1'47.406	268.4	16:21'51.182
7	6.650	15.756	47.540	39.310	1'49.256	267.8	16:23'40.438
8	6.583	15.589	45.162	37.874	1'45.208	271.1	16:25'25.646
9	6.618	15.738	44.167	37.617	1'44.140	270.5	16:27'09.786
10	6.641	15.440	43.696	37.782	1'43.559	269.1	16:28'53.345

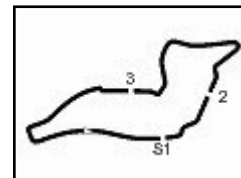
52 MANGINI ARMANDO							
Lap	Sector 1	Sector 2	Sector 3	Sector 4	Lap Time	km/h	Local Time
1	19.182	23.613	1'10.879	6'24.689	8'18.363 P	129.6	16:09'54.939
2	19.818	23.381	1'02.781	3'37.356	5'23.336 P	123.8	16:18'13.302
3	19.282	21.010	58.819	53.652	2'32.763 P	106.7	16:23'36.638
4	12.858	22.516	1'03.644	57.750	2'36.768	134.2	16:26'09.401
5	13.767	24.997	1'04.647	59.693	2'43.104	119.3	16:28'46.169

57 COPETTI MAURIZIO							
Lap	Sector 1	Sector 2	Sector 3	Sector 4	Lap Time	km/h	Local Time
1	25.454	19.187	53.218	43.775	2'21.634 P	160.3	16:09'21.307
2	6.982	16.687	47.306	39.888	1'50.863	232.6	16:11'42.941
3	7.187	16.183	45.836	39.389	1'48.595	240.9	16:13'33.804
4	6.834	15.310	44.966	38.945	1'46.055	263.2	16:15'22.399
5	6.833	15.027	44.419	38.416	1'44.695	262.6	16:17'08.454
6	6.847	15.053	44.882	38.709	1'45.491	261.3	16:18'53.149
7	6.783	18.462	48.219	4'12.926	5'26.390 P	262.6	16:20'38.640
8	17.359	16.959	45.780	38.595	1'58.693 P	175.9	16:26'05.030
9	6.862	15.288	44.284	38.859	1'45.293	261.3	16:28'03.723
10	6.852	15.000	44.251	38.246	1'44.349	260.7	16:29'49.016
11	6.863	14.991	43.517	37.911	1'43.282	261.3	16:31'33.365
12	6.888	15.091	43.398	38.105	1'43.482	260.0	16:33'16.647
13	6.870	14.841	43.278	2'17.945	3'22.934 P	261.3	16:35'00.129
14	16.963	16.343	45.926	38.108	1'57.340 P	198.5	16:38'23.063

66 STEDING WALTER							
Lap	Sector 1	Sector 2	Sector 3	Sector 4	Lap Time	km/h	Local Time
1	24.509	19.911	54.277	49.144	2'27.841 P	138.2	16:11'04.873
2	7.852	16.803	53.703	45.162	2'03.520	230.7	16:13'32.714
3	8.449	15.940	47.392	41.552	1'53.333	235.2	16:15'36.234
4	7.038	15.419	47.047	43.182	1'52.686	259.4	16:17'29.567

P = Pits In/Out - C = Lap-Time Cancelled





Enzo e Dino Ferrari 4.909 m

Luigi Musso Historic Gran Prix BOSS GP - Results Free Practice 1st Session

Best Lap: = 1'31.655 - 4,909 km - Avg 192,814 km/h

No.	Driver	Driver	Team	Car	Class	Time	Gap	Rel.	Laps
1	23 GERSTL	Ingo (AUT)	Top Speed	Dallara GP2	F	1'31.655			7
2	13 WAGNER	Arnold (D)	Rennwerk	Arrows A22 F1	O	1'34.141	2.486	2.486	10
3	31 HERNDLHOFER	Bernd (AUT)	ARAM Power Energy	Dallara GP2	F	1'34.868	3.213	0.727	9
4	2 VAN KALMTHOUT	Marijn (NED)	Mansell Motorsport	Benetton B197 F1	O	1'34.958	3.303	0.090	9
5	32 HAUSER	Gary (LUX)	Racing Experience	Dallara GP2	F	1'35.355	3.700	0.397	7
6	30 MILAVEC	Peter (AUT)	GP Racing	Panoz DP01 Champcar	F	1'36.070	4.415	0.715	11
7	44 LEDERMAIR	Johann (AUT)	Ledermair Motorsport	Dallara Renault Worldseri	M	1'37.415	5.760	1.345	13
8	3 STRATFORD	Phil (USA)	Tyrrell Vintage Racing	Tyrrell 022 F1	O	1'40.881	9.226	3.466	11
9	25 BOURGOIS	Phillippe (BEL)	Ryschka Motorsport	G-Force Indycar	F	1'42.300	10.645	1.419	12
10	96 HAEZEBROUCK	Phillippe (FRA)	R.D.A./Ryschka Motorsport	Lola B99/51 F.Nippon	M	1'43.097	11.442	0.797	13
11	24 RIPOLI	Gianluca (ITA)	Top Speed	Dallara GP2	F	1'43.444	11.789	0.347	6
12	45 GRUBER	Norbert (AUT)	Gruber Motorsport	Dallara Renault Worldseri	M	1'44.330	12.675	0.886	8
13	41 BECKER	Karl-Heinz (D)	Becker Motorsport	Dallara Nissan Worldserie	M	1'44.667	13.012	0.337	10
14	57 COPETTI	Maurizio (ITA)	Puresport	Dallara Nissan Worldserie	M	1'45.284	13.629	0.617	11

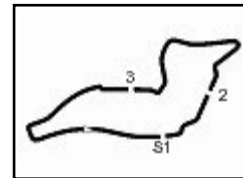
Race Director : Campana Giorgio

Start 11:45
End 12:15

The results are provisional until the end of the time limit for protests and appeals and the completion of the technical checks.

Servizio elaborazione dati e cronometraggio a cura della Federazione Italiana Cronometristi
www.ficr.it





Enzo e Dino Ferrari 4.909 m

Luigi Musso Historic Gran Prix BOSS GP - Top Speeds Qualifying

Best Lap:

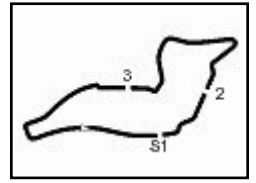
1	23	GERSTL Inoo	Dallara GP2	1'30.572
2	2	VAN KALMTHOUT Marijn	Benetton B197 F1	1'31.019
3	31	HERNDLHOFER Bernd	Dallara GP2	1'31.192
4	37	LA ROSA Michele	Dallara GP2	1'31.779
5	13	WAGNER Arnold	Arrows A22 F1	1'32.126
6	32	HAUSER Garv	Dallara GP2	1'32.204
7	30	MILAVEC Peter	Panoz DP01 Chamocar	1'33.787
8	3	STRATFORD Phil	Tyrrell 022 F1	1'35.259
9	44	LEDERMAIR Johann	Dallara Renault Worldseri	1'35.604
10	24	RIPOLI Gianluca	Dallara GP2	1'37.292
11	27	TAVARES Carlos Antunes	Dallara GP2	1'38.448
12	41	BECKER Karl-Heinz	Dallara Nissan Worldserie	1'41.310
13	96	HAEZEBROUCK Philoee	Lola B99/51 F.Nippon	1'41.732
14	45	GRUBER Norbert	Dallara Renault Worldseri	1'42.065
15	57	COPETTI Maurizio	Dallara Nissan Worldserie	1'42.531
16	66	STEDING Walter	Dallara Nissan Worldserie	1'46.427
17	25	BOURGOIS Philoee	G-Force Indycar	1'54.189

Top Speeds

1	30	MILAVEC Peter	Panoz DP01 Champcar	310.0
2	13	WAGNER Arnold	Arrows A22 F1	310.0
3	2	VAN KALMTHOUT Marijn	Benetton B197 F1	303.0
4	3	STRATFORD Phil	Tyrrell 022 F1	301.3
5	37	LA ROSA Michele	Dallara GP2	296.4
6	23	GERSTL Inoo	Dallara GP2	295.6
7	24	RIPOLI Gianluca	Dallara GP2	294.8
8	31	HERNDLHOFER Bernd	Dallara GP2	290.8
9	27	TAVARES Carlos Antunes	Dallara GP2	290.0
10	32	HAUSER Garv	Dallara GP2	285.4
11	25	BOURGOIS Philoee	G-Force Indycar	283.9
12	44	LEDERMAIR Johann	Dallara Renault Worldseri	281.7
13	41	BECKER Karl-Heinz	Dallara Nissan Worldserie	274.6
14	57	COPETTI Maurizio	Dallara Nissan Worldserie	272.5
15	96	HAEZEBROUCK Philoee	Lola B99/51 F.Nippon	272.5
16	45	GRUBER Norbert	Dallara Renault Worldseri	267.1
17	66	STEDING Walter	Dallara Nissan Worldserie	261.9
18	52	MANGINI Armando	Lola B02/50 F3000	113.8

Sector 1			Sector 2			Sector 3			Sector 4						
1	30	MILAVEC P.	5.740	1	2	VAN KALMTHOUT	12.869	1	23	GERSTL I.	37.871	1	23	GERSTL I.	33.498
2	13	WAGNER A.	5.804	2	23	GERSTL I.	12.950	2	31	HERNDLHOFER B	37.883	2	2	VAN KALMTHOUT	33.522
3	3	STRATFORD P.	5.891	3	32	HAUSER G.	12.952	3	2	VAN KALMTHOUT	38.264	3	13	WAGNER A.	33.643
4	2	VAN KALMTHOUT	5.900	4	31	HERNDLHOFER B	12.990	4	32	HAUSER G.	38.309	4	31	HERNDLHOFER B	33.792
5	23	GERSTL I.	5.927	5	13	WAGNER A.	13.279	5	37	LA ROSA M.	38.505	5	37	LA ROSA M.	33.858
6	27	TAVARES C.	6.047	6	37	LA ROSA M.	13.308	6	13	WAGNER A.	39.309	6	32	HAUSER G.	34.283
7	37	LA ROSA M.	6.049	7	30	MILAVEC P.	13.502	7	44	LEDERMAIR J.	39.861	7	30	MILAVEC P.	34.366
8	24	RIPOLI G.	6.062	8	44	LEDERMAIR J.	13.667	8	30	MILAVEC P.	40.144	8	3	STRATFORD P.	34.651
9	31	HERNDLHOFER B	6.071	9	3	STRATFORD P.	13.893	9	3	STRATFORD P.	40.371	9	24	RIPOLI G.	35.325
10	25	BOURGOIS P.	6.268	10	27	TAVARES C.	14.195	10	24	RIPOLI G.	41.136	10	44	LEDERMAIR J.	35.569
11	32	HAUSER G.	6.288	11	57	COPETTI M.	14.501	11	27	TAVARES C.	42.128	11	27	TAVARES C.	36.058
12	44	LEDERMAIR J.	6.390	12	24	RIPOLI G.	14.539	12	96	HAEZEBROUCK P	42.672	12	41	BECKER K.	36.632
13	41	BECKER K.	6.450	13	96	HAEZEBROUCK P	14.700	13	41	BECKER K.	42.828	13	96	HAEZEBROUCK P	37.463
14	96	HAEZEBROUCK P	6.533	14	41	BECKER K.	14.756	14	45	GRUBER N.	42.830	14	45	GRUBER N.	37.579
15	57	COPETTI M.	6.627	15	66	STEDING W.	14.841	15	57	COPETTI M.	42.962	15	57	COPETTI M.	37.758
16	45	GRUBER N.	6.722	16	45	GRUBER N.	14.932	16	25	BOURGOIS P.	43.317	16	25	BOURGOIS P.	38.225
17	66	STEDING W.	6.848	17	25	BOURGOIS P.	14.963	17	66	STEDING W.	44.152	17	66	STEDING W.	39.583
18	52	MANGINI A.	15.365	18	52	MANGINI A.	24.315	18	52	MANGINI A.	1'09.058	18	52	MANGINI A.	58.410





Enzo e Dino Ferrari 4.909 m

Luigi Musso Historic Gran Prix

BOSS GP - Class Results Race 1

FORMULA

Laps 16 = 78,544 km - Avg 187,253 km/h - Race Time 25'10.031

No.	Driver	Driver	Team	Car	Laps	Time	Gap	Rel.	Fastest Lap
1	31 HERNDLHOFER Bernd (AUT)		ARAM Power Energy	Dallara GP2	16	25'10.031		15	1'32.641
2	37 LA ROSA Michele (ITA)		Charm	Dallara GP2	16	25'18.750	8.719	8.719	16 1'33.863
3	32 HAUSER Gary (LUX)		Racing Experience	Dallara GP2	16	25'24.687	14.656	5.937	16 1'33.062
4	30 MILAVEC Peter (AUT)		GP Racing	Panoz DP01 Champcar	16	25'59.906	49.875	35.219	13 1'36.395
5	25 BOURGOIS Philippe (BEL)		Ryschka Motorsport	G-Force Indycar	15	25'08.555	1 Lap	1 Lap	15 1'38.693
6	24 RIPOLI Gianluca (ITA)		Top Speed	Dallara GP2	15	25'14.830	1 Lap	6.275	9 1'38.607
----- Not Classified -----									
RET	23 GERSTL Ingo (AUT)		Top Speed	Dallara GP2	9	14'27.839	7 Laps		4 1'32.976
----- Disqualified -----									
DIS	27 TAVARES Carlos Antunes (POR)		Clementeam Racing	Dallara GP2	14	23'26.586	2 Laps		3 1'38.289

Starting: 8 Not Started: 0 Retired:: 1 Not Classified: 0 Classified: 6 Disqualified: 1
 Fastest Lap N. 15 No. 31 Bernd Herndlhofer Time 1'32.641 Avg. 190,762 Km/h

MASTERS

Laps 16 = 78,544 km - Avg 179,488 km/h - Race Time 26'15.359

No.	Driver	Driver	Team	Car	Laps	Time	Gap	Rel.	Fastest Lap
1	44 LEDERMAIR Johann (AUT)		Ledermair Motorsport	Dallara Renault Worl	16	26'15.359		12	1'37.229
2	41 BECKER Karl-Heinz (D)		Becker Motorsport	Dallara Nissan World	15	25'35.608	1 Lap	1 Lap	9 1'40.717
3	96 HAEZEBROUCK Philippe (FRA)		R.D.A./Ryschka Motorsport	Lola B99/51 F.Nippon	15	25'45.834	1 Lap	10.226	7 1'41.909
4	45 GRUBER Norbert (AUT)		Gruber Motorsport	Dallara Renault Worl	15	26'09.322	1 Lap	23.488	11 1'42.229
5	57 COPETTI Maurizio (ITA)		Puresport	Dallara Nissan World	15	26'17.121	1 Lap	7.799	11 1'43.877
6	66 STEDING Walter (D)		Hoffmann Racing	Dallara Nissan World	14	25'54.363	2 Laps	1 Lap	8 1'45.153
----- Not Classified -----									
RET	52 MANGINI Armando (ITA)		Team Italia	Lola B02/50 F3000	3	5'25.497	13 Laps		2 1'46.336

Starting: 7 Not Started: 0 Retired:: 1 Not Classified: 0 Classified: 6 Disqualified: 0
 Fastest Lap N. 12 No. 44 Johann Ledermair Time 1'37.229 Avg. 181,761 Km/h

OPEN

Laps 16 = 78,544 km - Avg 187,432 km/h - Race Time 25'08.591

No.	Driver	Driver	Team	Car	Laps	Time	Gap	Rel.	Fastest Lap
1	2 VAN KALMTHOUT Marijn (NED)		Mansell Motorsport	Benetton B197 F1	16	25'08.591		7	1'33.014
2	3 STRATFORD Phil (USA)		Tyrrell Vintage Racing	Tyrrell 022 F1	16	26'09.524	1'00.933	1'00.933	15 1'36.421
----- Not Classified -----									
RET	13 WAGNER Arnold (D)		Rennwerk	Arrows A22 F1	9	14'55.428	7 Laps		8 1'34.548

Starting: 3 Not Started: 0 Retired:: 1 Not Classified: 0 Classified: 2 Disqualified: 0
 Fastest Lap N. 7 No. 2 Marijn Van Kalmthout Time 1'33.014 Avg. 189,997 Km/h

Car. n. 27 excluded as per Steward Decision n. 6

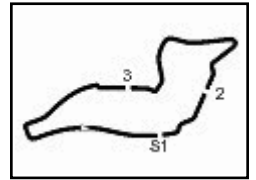
Humidity:	62%	AIR	19°C
Condition:	Dry	Temp:	25°C

Race Director : Campana Giorgio

Start 16:20
 End 16:48

The results are provisional until the end of the time limit for protests and appeals and the completion of the technical checks.





Enzo e Dino Ferrari 4.909 m

Luigi Musso Historic Gran Prix

BOSS GP - Results Race 1

Laps 16 = 78,544 km - Avg 187,432 km/h - Race Time 25'08.591

No.	Driver	Driver	Team	Car	Class	Laps	Time	Gap	Rel.	Fastest Lap
1	2 VAN KALMTHOUT	Marijn (NED)	Mansell Motorsport	Benetton B197 F1	O	16	25'08.591		7	1'33.014
2	31 HERNDLHOFER	Bernd (AUT)	ARAM Power Energy	Dallara GP2	F	16	25'10.031	1.440	1.440	15 1'32.641
3	37 LA ROSA	Michele (ITA)	Charm	Dallara GP2	F	16	25'18.750	10.159	8.719	16 1'33.863
4	32 HAUSER	Gary (LUX)	Racing Experience	Dallara GP2	F	16	25'24.687	16.096	5.937	16 1'33.062
5	30 MILAVEC	Peter (AUT)	GP Racing	Panoz DP01 Champcar	F	16	25'59.906	51.315	35.219	13 1'36.395
6	3 STRATFORD	Phil (USA)	Tyrrell Vintage Racing	Tyrrell 022 F1	O	16	26'09.524	1'00.933	9.618	15 1'36.421
7	44 LEDERMAIR	Johann (AUT)	Ledermair Motorsport	Dallara Renault Worldseri	M	16	26'15.359	1'06.768	5.835	12 1'37.229
8	25 BOURGOIS	Philippe (BEL)	Ryschka Motorsport	G-Force Indycar	F	15	25'08.555	1 Lap	1 Lap	15 1'38.693
9	24 RIPOLI	Gianluca (ITA)	Top Speed	Dallara GP2	F	15	25'14.830	1 Lap	6.275	9 1'38.607
10	41 BECKER	Karl-Heinz (D)	Becker Motorsport	Dallara Nissan Worldserie	M	15	25'35.608	1 Lap	20.778	9 1'40.717
11	96 HAEZEBROUCK	Philippe (FRA)	R.D.A./Ryschka Motorsport	Lola B99/51 F.Nippon	M	15	25'45.834	1 Lap	10.226	7 1'41.909
12	45 GRUBER	Norbert (AUT)	Gruber Motorsport	Dallara Renault Worldseri	M	15	26'09.322	1 Lap	23.488	11 1'42.229
13	57 COPETTI	Maurizio (ITA)	Puresport	Dallara Nissan Worldserie	M	15	26'17.121	1 Lap	7.799	11 1'43.877
14	66 STEDING	Walter (D)	Hoffmann Racing	Dallara Nissan Worldserie	M	14	25'54.363	2 Laps	1 Lap	8 1'45.153
----- Not Classified -----										
RET	23 GERSTL	Ingo (AUT)	Top Speed	Dallara GP2	F	9	14'27.839	7 Laps		4 1'32.976
RET	13 WAGNER	Arnold (D)	Rennwerk	Arrows A22 F1	O	9	14'55.428	7 Laps		8 1'34.548
RET	52 MANGINI	Armando (ITA)	Team Italia	Lola B02/50 F3000	M	3	5'25.497	13 Laps		2 1'46.336
----- Disqualified -----										
DIS	27 TAVARES	Carlos Antunes (POR)	Clementeam Racing	Dallara GP2	F	14	23'26.586	2 Laps		3 1'38.289

Starting: 18 Not Started: 0 Retired:: 3 Not Classified: 0 Classified: 14 Disqualified: 1

Fastest Lap N. 15 No. 31 Bernd Herndlhofer Time 1'32.641 Avg. 190,762 Km/h

Car. n. 27 excluded as per Steward Decision n. 6

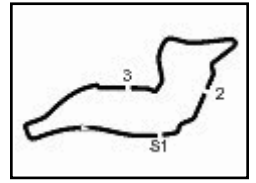
Humidity:	62%	AIR	19°C
Condition:	Dry	Temp:	25°C

Race Director : Campana Giorgio

Start 16:20
End 16:48

The results are provisional until the end of the time limit for protests and appeals and the completion of the technical checks.





Enzo e Dino Ferrari 4.909 m

Luigi Musso Historic Gran Prix

BOSS GP - Analysis Race 1

2 VAN KALMTHOUT MARIJN

Lap	Sector 1	Sector 2	Sector 3	Sector 4	Lap Time	km/h	Race Time
1			39.666	34.528	1'33.943		1'33.943
2	5.895	13.876	39.868	34.588	1'34.227	266.5	3'08.170
3	5.870	13.808	39.546	34.491	1'33.715	300.5	4'41.885
4	5.824	13.914	39.024	34.305	1'33.067	299.7	6'14.952
5	5.808	13.709	40.437	34.626	1'34.580	301.3	7'49.532
6	5.817	13.825	39.546	34.684	1'33.872	307.3	9'23.404
7	5.816	13.557	39.259	34.382	1'33.014	307.3	10'56.418
8	5.836	13.762	39.364	34.457	1'33.419	295.6	12'29.837
9	5.862	14.160	39.554	34.914	1'34.490	297.2	14'04.327
10	5.860	14.900	40.236	34.735	1'35.731	278.1	15'40.058
11	5.887	14.191	42.402	34.572	1'37.052	285.4	17'17.110
12	5.859	13.662	40.069	34.660	1'34.250	299.7	18'51.360
13	5.849	14.126	39.849	34.789	1'34.613	289.3	20'25.973
14	5.842	13.693	40.088	34.229	1'33.852	300.5	21'59.825
15	5.842	13.248	39.555	34.378	1'33.023	307.3	23'32.848
16	5.835	14.747	40.638	34.523	1'35.743	290.0	25'08.591

3 STRATFORD PHIL

Lap	Sector 1	Sector 2	Sector 3	Sector 4	Lap Time	km/h	Race Time
1			41.412	36.010	1'40.370		1'40.370
2	5.923	14.821	41.946	35.655	1'38.345	270.5	3'18.715
3	5.868	14.918	41.652	35.504	1'37.942	300.5	4'56.657
4	5.868	14.975	41.297	35.278	1'37.418	292.4	6'34.075
5	5.846	14.831	41.753	36.332	1'38.762	300.5	8'12.837
6	5.858	14.851	42.292	36.032	1'39.033	298.0	9'51.870
7	5.862	14.666	41.649	35.304	1'37.481	302.2	11'29.351
8	5.906	15.646	42.345	35.892	1'39.789	271.8	13'09.140
9	5.865	14.490	41.480	35.706	1'37.541	303.9	14'46.681
10	5.895	15.116	41.637	35.571	1'38.219	277.4	16'24.900
11	5.842	14.670	41.769	35.297	1'37.578	298.8	18'02.478
12	5.852	14.792	40.994	35.568	1'37.206	297.2	19'39.684
13	5.845	14.407	40.932	35.502	1'36.686	303.9	21'16.370
14	5.848	14.885	41.192	35.300	1'37.225	297.2	22'53.595
15	5.840	14.279	40.897	35.405	1'36.421	291.6	24'30.016
16	5.842	14.619	42.486	36.561	1'39.508	303.0	26'09.524

13 WAGNER ARNOLD

Lap	Sector 1	Sector 2	Sector 3	Sector 4	Lap Time	km/h	Race Time
1			40.408	34.196	1'35.789		1'35.789
2	5.922	14.681	40.586	34.174	1'35.363	260.7	3'11.152
3	5.970	14.245	40.235	34.641	1'35.091	263.9	4'46.243
4	5.812	14.446	39.868	34.574	1'34.700	259.4	6'20.943
5	5.824	14.223	40.140	34.711	1'34.898	252.2	7'55.841
6	5.840	14.492	1'17.033	36.210	2'13.575	267.1	10'09.416
7	5.725	14.358	40.560	35.927	1'36.570	307.3	11'45.986
8	5.761	14.356	39.813	34.618	1'34.548	310.9	13'20.534
9	5.721	13.522	41.251	34.400	1'34.894	314.5	14'55.428

23 GERSTL INGO

Lap	Sector 1	Sector 2	Sector 3	Sector 4	Lap Time	km/h	Race Time
1			39.621	34.438	1'33.112		1'33.112
2	5.966	13.440	39.356	34.492	1'33.254	292.4	3'06.366
3	6.106	13.551	39.582	34.247	1'33.486	284.7	4'39.852
4	5.939	13.394	39.218	34.425	1'32.976	290.0	6'12.828
5	6.042	13.493	39.370	35.011	1'33.916	283.9	7'46.744
6	6.116	13.442	39.595	35.001	1'34.154	290.0	9'20.898
7	5.889	13.485	39.282	34.782	1'33.438	297.2	10'54.336
8	6.066	13.420	40.126	50.087	1'49.699 P	289.3	12'44.035
9	14.423	14.382	40.219	34.780	1'43.804 P	225.8	14'27.839

24 RIPOLI GIANLUCA

Lap	Sector 1	Sector 2	Sector 3	Sector 4	Lap Time	km/h	Race Time
1	6.890	17.229	43.236	36.515	1'43.870		1'43.870
2	6.089	15.294	42.826	36.542	1'40.751	260.7	3'24.621
3	6.028	15.043	42.708	36.195	1'39.974	278.8	5'04.595
4	6.184	15.393	42.227	36.122	1'39.926	250.4	6'44.521
5	6.153	14.943	42.147	37.855	1'41.098	261.9	8'25.619
6	6.089	14.789	43.187	36.815	1'40.880	280.3	10'06.499
7	6.136	14.740	42.101	36.771	1'39.748	271.8	11'46.247
8	6.369	15.152	42.200	36.253	1'39.974	257.0	13'26.221
9	6.064	14.606	41.883	36.054	1'38.607	278.8	15'04.828
10	6.192	14.963	42.467	37.970	1'41.592	248.1	16'46.420
11	6.258	14.897	43.361	36.718	1'41.234	287.7	18'27.654
12	6.177	15.262	42.187	36.221	1'39.847	260.0	20'07.501
13	6.812	16.112	43.299	36.685	1'42.908	222.1	21'50.409
14	6.008	15.808	42.974	36.700	1'41.490	291.6	23'31.899

P = Pits In/Out - C = Lap-Time Cancelled

15	6.177	16.119	43.996	36.639	1'42.931	263.2	25'14.830
----	-------	--------	--------	--------	----------	-------	-----------

25 BOURGOIS PHILIPPE

Lap	Sector 1	Sector 2	Sector 3	Sector 4	Lap Time	km/h	Race Time
1	8.617	17.622	45.604	37.606	1'49.449	193.2	1'49.449
2	6.177	14.864	43.682	37.276	1'41.999	289.3	3'31.448
3	6.194	15.095	43.512	37.135	1'41.936	265.8	5'13.384
4	6.148	15.237	42.755	36.902	1'41.042	265.1	6'54.426
5	6.100	14.856	43.210	36.908	1'41.074	289.3	8'35.500
6	6.101	14.760	42.782	36.931	1'40.574	282.5	10'16.074
7	6.134	14.744	42.049	36.848	1'39.775	289.3	11'55.849
8	6.194	14.952	42.046	36.565	1'39.757	282.5	13'35.606
9	6.119	14.690	41.464	36.772	1'39.045	292.4	15'14.651
10	6.094	14.671	41.941	36.245	1'38.951	289.3	16'53.602
11	6.127	14.619	41.857	37.072	1'39.675	287.7	18'33.277
12	6.130	14.870	41.413	36.417	1'38.830	281.7	20'12.107
13	6.200	14.237	41.362	36.910	1'38.709	290.8	21'50.816
14	6.064	15.388	41.251	36.343	1'39.046	296.4	23'29.862
15	6.138	14.241	42.029	36.285	1'38.693	292.4	25'08.555

27 TAVARES CARLOS ANTUNES

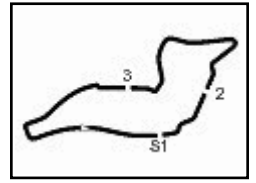
Lap	Sector 1	Sector 2	Sector 3	Sector 4	Lap Time	km/h	Race Time
1	6.693	17.037	42.446	35.395	1'41.571		1'41.571
2	6.519	14.863	41.481	36.113	1'38.976	244.2	3'20.547
3	6.147	14.447	42.108	35.587	1'38.289	257.0	4'58.836
4	6.147	14.578	42.372	36.007	1'39.104	258.8	6'37.940
5	6.192	14.732	42.433	37.876	1'41.233	261.9	8'19.173
6	6.122	14.875	43.849	36.960	1'41.806	271.1	10'00.979
7	6.285	15.098	42.713	43.495	1'42.591	254.5	11'48.570
8	6.244	16.033	42.192	36.184	1'40.653	232.6	13'29.223
9	6.292	14.811	42.088	35.958	1'39.149	257.0	15'08.372
10	6.212	14.483	42.286	36.115	1'39.096	260.7	16'47.468
11	6.224	15.015	43.176	35.884	1'40.299	252.2	18'27.767
12	6.223	15.423	42.356	35.883	1'39.885	256.4	20'07.652
13	6.169	15.751	42.410	35.751	1'40.081	239.3	21'47.733
14	6.149	14.924	41.749	36.031	1'38.853	266.5	23'26.586

30 MILAVEC PETER

Lap	Sector 1	Sector 2	Sector 3	Sector 4	Lap Time	km/h	Race Time
1			42.117	35.688	1'39.832		1'39.832
2	6.060	14.404	41.079	35.706	1'37.249	276.0	3'17.081
3	5.911	14.438	41.416	35.060	1'36.825	289.3	4'53.906
4	6.020	14.049	41.916	35.212	1'37.197	278.1	6'31.103
5	5.837	14.361	41.821	35.897	1'37.916	284.7	8'09.019
6	5.878	14.136	42.244	35.550	1'37.808	299.7	9'46.827
7	5.912	14.236	41.226	35.295	1'36.669	286.9	11'23.496
8	5.894	14.085	41.329	35.169	1'36.477	301.3	12'59.973
9	5.884	14.586	40.952	35.028	1'36.450	288.5	14'36.423
10	5.965	14.805	41.391	35.685	1'37.846	291.6	16'14.269
11	6.004	14.025	43.030	34.929	1'37.988	286.9	17'52.257
12	5.922	14.134	41.522	35.477	1'37.055	294.8	19'29.312
13	5.874	14.025	41.388	35.108	1'36.395	301.3	21'05.707
14	5.850	14.483	40.988	35.724	1'37.045	298.8	22'42.752
15	5.909	14.469	41.850	36.509	1'38.737	281.0	24'21.489
16	5.832	14.364	42.006	36.215	1'38.417	284.7	25'59.906

31 HERNDLHOFFER BERND

Lap	Sector 1	Sector 2	Sector 3	Sector 4	Lap Time	km/h	Race Time
1			39.452	35.524	1'35.347		1'35.347
2	6.059	13.567	39.417	35.477	1'34.520	295.6	3'09.867
3	6.127	13.635					



Luigi Musso Historic Gran Prix

BOSS GP - Analysis Race 1

Enzo e Dino Ferrari 4.909 m

3	6.079	13.470	39.663	35.109	1'34.321	290.8	4'47.552
4	6.153	13.708	39.807	35.186	1'34.854	273.2	6'22.406
5	6.112	13.563	40.289	35.603	1'35.567	287.7	7'57.973
6	6.053	13.658	40.569	35.623	1'35.903	290.0	9'33.876
7	6.110	13.516	39.577	35.031	1'34.234	285.4	11'08.110
8	6.100	13.543	39.492	35.140	1'34.275	291.6	12'42.385
9	6.081	13.391	39.390	36.244	1'35.106	293.2	14'17.491
10	6.029	13.577	39.251	35.023	1'33.880	296.4	15'51.371
11	6.083	13.350	42.377	36.327	1'38.137	288.5	17'29.508
12	6.078	13.505	39.346	35.175	1'34.104	292.4	19'03.612
13	6.055	15.958	39.780	34.966	1'36.759	294.8	20'40.371
14	6.032	13.569	39.129	35.914	1'34.644	292.4	22'15.015
15	6.035	13.712	40.944	35.919	1'36.610	288.5	23'51.625
16	6.062	13.360	38.659	34.981	1'33.062	293.2	25'24.687

37 LA ROSA MICHELE							
Lap	Sector 1	Sector 2	Sector 3	Sector 4	Lap Time	km/h	Race Time
1			39.914	34.978	1'35.779		1'35.779
2	6.098	14.081	39.680	34.864	1'34.723	271.8	3'10.502
3	6.216	13.707	40.129	35.064	1'35.116	267.8	4'45.618
4	6.092	13.918	39.962	34.640	1'34.612	290.8	6'20.230
5	6.233	13.933	39.709	35.382	1'35.257	265.8	7'55.487
6	6.093	13.953	40.102	34.826	1'34.974	290.8	9'30.461
7	6.140	13.744	39.877	34.993	1'34.754	286.9	11'05.215
8	6.164	13.713	39.431	34.879	1'34.187	280.3	12'39.402
9	6.155	13.794	39.800	34.451	1'34.200	280.3	14'13.602
10	6.169	13.671	39.951	35.209	1'35.000	275.3	15'48.602
11	6.162	15.014	41.087	35.052	1'37.315	283.2	17'25.917
12	6.163	13.704	40.030	34.712	1'34.609	284.7	19'00.526
13	6.148	13.584	39.350	34.950	1'34.032	284.7	20'34.558
14	6.221	13.714	40.044	36.445	1'36.424	278.1	22'10.982
15	6.254	13.790	39.555	34.306	1'33.905	265.8	23'44.887
16	6.160	13.559	39.625	34.519	1'33.863	284.7	25'18.750

41 BECKER KARL-HEINZ							
Lap	Sector 1	Sector 2	Sector 3	Sector 4	Lap Time	km/h	Race Time
1	7.315	18.132	44.657	38.024	1'48.128	184.3	1'48.128
2	6.459	15.481	42.974	37.825	1'42.739	248.1	3'30.867
3	6.407	15.138	43.186	37.365	1'42.096	278.8	5'12.963
4	6.541	16.059	42.642	37.471	1'42.713	266.5	6'55.676
5	6.408	14.725	42.706	37.867	1'41.706	270.5	8'37.382
6	6.376	14.851	43.004	37.496	1'41.727	276.0	10'19.109
7	6.425	14.935	42.953	36.934	1'41.247	261.3	12'00.356
8	6.489	15.108	42.851	37.009	1'41.457	267.1	13'41.813
9	6.400	14.748	42.463	37.106	1'40.717	276.0	15'22.530
10	6.417	15.003	43.138	37.078	1'41.636	273.9	17'04.166
11	6.467	14.911	43.440	37.234	1'42.052	262.6	18'46.218
12	6.455	14.967	43.169	37.708	1'42.299	268.4	20'28.517
13	6.461	14.979	42.535	38.722	1'42.697	263.2	22'11.214
14	6.478	15.081	42.652	37.396	1'41.607	251.0	23'52.821
15	6.394	15.013	43.915	37.465	1'42.787	271.8	25'35.608

44 LEDERMAIR JOHANN							
Lap	Sector 1	Sector 2	Sector 3	Sector 4	Lap Time	km/h	Race Time
1		41.725	36.339	1'41.453		141.453	
2	6.323	14.091	41.776	36.348	1'38.538	284.7	3'19.991
3	6.333	13.975	41.653	36.092	1'38.053	283.9	4'58.044
4	6.347	14.010	41.631	36.087	1'38.075	283.2	6'36.119
5	6.348	14.083	41.313	36.600	1'38.344	283.2	8'14.463
6	6.368	13.881	42.169	36.732	1'39.150	283.2	9'53.613
7	6.403	13.909	41.015	36.386	1'37.713	280.3	11'31.326
8	6.378	14.066	41.992	36.362	1'38.798	281.7	13'10.124
9	6.373	13.926	41.130	36.386	1'37.815	282.5	14'47.939
10	6.360	14.068	41.611	36.178	1'38.217	282.5	16'26.156
11	6.368	14.157	41.623	36.351	1'38.499	281.7	18'04.655
12	6.400	14.047	40.780	36.002	1'37.229	280.3	19'41.884
13	6.375	14.012	41.250	36.314	1'37.951	281.7	21'19.835
14	6.375	14.052	41.144	36.226	1'37.797	281.7	22'57.632
15	6.384	14.181	40.827	36.952	1'38.344	281.7	24'35.976
16	6.408	14.245	41.627	37.103	1'39.383	281.0	26'15.359

45 GRUBER NORBERT							
Lap	Sector 1	Sector 2	Sector 3	Sector 4	Lap Time	km/h	Race Time
1	8.365	17.480	45.572	38.237	1'49.654	186.8	1'49.654
2	6.601	15.764	44.410	38.447	1'45.222	263.9	3'34.876
3	6.616	15.771	44.850	38.213	1'45.450	271.1	5'20.326
4	6.591	15.519	44.153	38.330	1'44.593	271.1	7'04.919
5	6.643	15.659	44.831	39.371	1'46.504	270.5	8'51.423
6	6.692	15.572	44.033	37.929	1'44.226	269.1	10'35.649

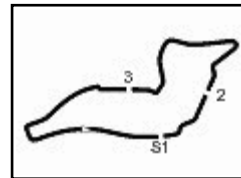
7	6.655	15.143	44.115	37.874	1'43.787	268.4	12'19.436
8	6.612	15.693	43.435	37.884	1'43.624	270.5	14'03.060
9	6.588	16.541	43.641	37.467	1'44.237	270.5	15'47.297
10	6.580	16.153	44.933	37.254	1'44.920	271.8	17'32.217
11	6.562	15.341	43.312	37.014	1'42.229	271.1	19'14.446
12	6.489	15.599	43.306	37.114	1'42.508	272.5	20'56.954
13	6.596	16.201	43.942	37.393	1'44.132	269.8	22'41.086
14	6.608	15.118	43.992	37.976	1'43.694	271.1	24'24.780
15	6.555	15.915	44.536	37.536	1'44.542	273.2	26'09.322

52 MANGINI ARMANDO							
Lap	Sector 1	Sector 2	Sector 3	Sector 4	Lap Time	km/h	Race Time
1	8.883	18.460	46.387	39.060	1'52.790	190.8	1'52.790
2	6.997	16.379	44.113	38.847	1'46.336	236.7	3'39.126
3	7.003	16.033	44.602	38.733	1'46.371	253.9	5'25.497

57 COPETTI MAURIZIO							
Lap	Sector 1	Sector 2	Sector 3	Sector 4	Lap Time	km/h	Race Time
1	7.602	17.246	44.510	38.199	1'47.557	213.0	1'47.557
2	6.556	15.024	43.296	40.161	1'45.037	275.3	3'32.594
3	6.595	15.079	44.128	38.717	1'44.519	274.6	5'17.113
4	6.590	15.091	43.755	38.806	1'44.242	275.3	7'01.355
5	6.626	14.979	43.977	38.890	1'44.472	272.5	8'45.827
6	6.732	15.179	44.826	38.353	1'45.090	271.1	10'30.917
7	6.699	14.909	44.819	38.368	1'44.795	269.8	12'15.712
8	6.617	15.032	43.693	38.546	1'43.888	273.2	13'59.600
9	6.682	15.082	43.928	38.946	1'44.638	271.1	15'44.238
10	6.546	15.449	44.644	39.270	1'45.909	275.3	17'30.147
11	6.601	15.467	43.890	37.919	1'43.877	270.5	19'14.024
12	6.637	16.474	44.185	38.257	1'45.553	261.3	20'59.577
13	6.619	15.478	44.668	38.843	1'45.608	273.9	22'45.185
14	6.566	15.235	44.777	38.892	1'45.470	275.3	24'30.655
15	6.705	15.516	45.003	39.242	1'46.466	259.4	26'17.121

66 STEDING WALTER							
Lap	Sector 1	Sector 2	Sector 3	Sector 4	Lap Time	km/h	Race Time
1	8.533	17.720	50.370	39.201	1'55.824	194.2	1'55.824
2	6.748	15.643	45.392	39.478	1'47.261	256.4	3'43.085
3	6.741	15.327	44.740	39.350	1'46.158	258.8	5'29.243
4	6.746	15.331	44.976	40.074	1'47.127	262.6	7'16.370
5	6.879	17.063	45.746	40.801	1'50.489	245.3	9'06.859
6	6.836	15.716	44.492	1'02.228	2'09.272 P	263.2	11'16.131
7	17.026	17.371	45.870	39.184	1'59.451 P	192.8	13'15.582
8	6.774	15.181	43.904	39.294	1'45.153	263.2	15'00.735
9	6.782	15.108	44.639	39.144	1'45.673	265.8	16'46.408
10	6.781	15.717	46.666	39.952	1'49.116	262.6	18'35.524
11	6.740	16.032	44.903	39.420	1'47.095	257.6	20'22.619
12	6.746	15.411	46.751	40.909	1'49.817	264.5	22'12.436
13	6.759	15.720	46.730	39.564	1'48.773	259.4	24'01.209
14	6.861	16.604	48.072	41.617	1'53.154	226.3	25'54.363

96 HAEZEBROUCK PHILIPPE							
Lap	Sector 1	Sector 2	Sector 3	Sector 4	Lap Time	km/h	Race Time
1	6.964	17.445	43.623	37.382	1'45.414	208.4	1'45.414
2	6.432	15.265	43.537	37.174	1'42.408	269.1	3'27.822
3	6.442	14.970	43.286	37.408	1'42.106	275.3	5'09.928
4	6.460	14.889	43.928	37.595	1'42.872	274.6	6'52.800
5	6.449	15.025	43.357	37.660	1'42.491	271.1	8'35.291
6	6.494	15.430	43.376	37.320	1'42.620	269.1	10'17.911
7	6.437	15.120	42.905	37.447	1'41.909	273.9	11'59.820
8	6.442	14.750	43.190	37.570	1'41.952	279.2	13'41.772
9	6.565	15.203	43.356	37.442	1'42.566</		



Enzo e Dino Ferrari 4.909 m

Luigi Musso Historic Gran Prix BOSS GP - Top Speeds Race 1

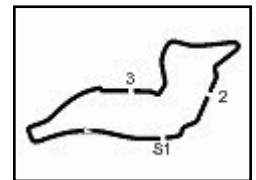
Results

1	2	VAN KALMTHOUT Marijn	Benetton B197 F1	Laps 16
2	31	HERNDLHOFER Bernd	Dallara GP2	1.440
3	37	LA ROSA Michele	Dallara GP2	10.159
4	32	HAUSER Garv	Dallara GP2	16.096
5	30	MILAVEC Peter	Panoz DP01 Champcar	51.315
6	3	STRATFORD Phil	Tyrrell 022 F1	1'00.933
7	44	LEDERMAIR Johann	Dallara Renault Worldseri	1'06.768
8	25	BOURGOIS Philiooe	G-Force Indycar	1 Lap
9	24	RIPOLI Gianluca	Dallara GP2	1 Lap
10	41	BECKER Karl-Heinz	Dallara Nissan Worldserie	1 Lap
11	96	HAEZEBROUCK Philiooe	Lola B99/51 F.Nippon	1 Lap
12	45	GRUBER Norbert	Dallara Renault Worldseri	1 Lap
13	57	COPETTI Maurizio	Dallara Nissan Worldserie	1 Lap
14	66	STEDING Walter	Dallara Nissan Worldserie	2 Laps
RET	23	GERSTL Inoo	Dallara GP2	7 Laps
RET	13	WAGNER Arnold	Arrows A22 F1	7 Laps
RET	52	MANGINI Armando	Lola B02/50 F3000	13 Laps
DIS	27	TAVARES Carlos Antunes	Dallara GP2	2 Laps

Top Speeds

1	13	WAGNER Arnold	Arrows A22 F1	314.5
2	2	VAN KALMTHOUT Marijn	Benetton B197 F1	307.3
3	3	STRATFORD Phil	Tyrrell 022 F1	303.9
4	30	MILAVEC Peter	Panoz DP01 Champcar	301.3
5	31	HERNDLHOFER Bernd	Dallara GP2	298.8
6	23	GERSTL Inoo	Dallara GP2	297.2
7	32	HAUSER Garv	Dallara GP2	296.4
8	25	BOURGOIS Philiooe	G-Force Indycar	296.4
9	24	RIPOLI Gianluca	Dallara GP2	291.6
10	37	LA ROSA Michele	Dallara GP2	290.8
11	44	LEDERMAIR Johann	Dallara Renault Worldseri	284.7
12	41	BECKER Karl-Heinz	Dallara Nissan Worldserie	278.8
13	57	COPETTI Maurizio	Dallara Nissan Worldserie	275.3
14	96	HAEZEBROUCK Philiooe	Lola B99/51 F.Nippon	275.3
15	45	GRUBER Norbert	Dallara Renault Worldseri	273.2
16	27	TAVARES Carlos Antunes	Dallara GP2	271.1
17	66	STEDING Walter	Dallara Nissan Worldserie	265.8
18	52	MANGINI Armando	Lola B02/50 F3000	253.9

Sector 1			Sector 2			Sector 3			Sector 4						
1	13	WAGNER A.	5.721	1	2	VAN KALMTHOUT	13.248	1	32	HAUSER G.	38.659	1	13	WAGNER A.	34.174
2	2	VAN KALMTHOUT	5.808	2	31	HERNDLHOFER B	13.293	2	31	HERNDLHOFER B	38.859	2	2	VAN KALMTHOUT	34.229
3	30	MILAVEC P.	5.832	3	32	HAUSER G.	13.350	3	2	VAN KALMTHOUT	39.024	3	23	GERSTL I.	34.247
4	3	STRATFORD P.	5.840	4	23	GERSTL I.	13.394	4	23	GERSTL I.	39.218	4	37	LA ROSA M.	34.306
5	23	GERSTL I.	5.889	5	13	WAGNER A.	13.522	5	37	LA ROSA M.	39.350	5	31	HERNDLHOFER B	34.475
6	31	HERNDLHOFER B	5.950	6	37	LA ROSA M.	13.559	6	13	WAGNER A.	39.813	6	30	MILAVEC P.	34.929
7	24	RIPOLI G.	6.008	7	44	LEDERMAIR J.	13.881	7	44	LEDERMAIR J.	40.780	7	32	HAUSER G.	34.966
8	32	HAUSER G.	6.029	8	30	MILAVEC P.	14.025	8	3	STRATFORD P.	40.897	8	3	STRATFORD P.	35.278
9	25	BOURGOIS P.	6.064	9	25	BOURGOIS P.	14.237	9	30	MILAVEC P.	40.952	9	27	TAVARES C.	35.587
10	37	LA ROSA M.	6.092	10	3	STRATFORD P.	14.279	10	25	BOURGOIS P.	41.251	10	44	LEDERMAIR J.	36.002
11	27	TAVARES C.	6.122	11	27	TAVARES C.	14.447	11	27	TAVARES C.	41.481	11	24	RIPOLI G.	36.054
12	44	LEDERMAIR J.	6.323	12	24	RIPOLI G.	14.606	12	24	RIPOLI G.	41.883	12	25	BOURGOIS P.	36.245
13	41	BECKER K.	6.376	13	41	BECKER K.	14.725	13	41	BECKER K.	42.463	13	41	BECKER K.	36.934
14	96	HAEZEBROUCK P	6.409	14	96	HAEZEBROUCK P	14.750	14	96	HAEZEBROUCK P	42.905	14	45	GRUBER N.	37.014
15	45	GRUBER N.	6.489	15	57	COPETTI M.	14.909	15	57	COPETTI M.	43.296	15	96	HAEZEBROUCK P	37.174
16	57	COPETTI M.	6.546	16	66	STEDING W.	15.108	16	45	GRUBER N.	43.306	16	57	COPETTI M.	37.919
17	66	STEDING W.	6.740	17	45	GRUBER N.	15.118	17	66	STEDING W.	43.904	17	52	MANGINI A.	38.733
18	52	MANGINI A.	6.997	18	52	MANGINI A.	15.815	18	52	MANGINI A.	44.113	18	66	STEDING W.	39.144



Enzo e Dino Ferrari 4.909 m

Luigi Musso Historic Gran Prix BOSS GP - Results Qualifying

Best Lap: = 1'30.572 - 4,909 km - Avg 195,120 km/h

No.	Driver	Driver	Team	Car	Class	Time	Gap	Rel.	Laps
1	23 GERSTL	Ingo (AUT)	Top Speed	Dallara GP2	F	1'30.572			7
2	2 VAN KALMTHOUT	Marijn (NED)	Mansell Motorsport	Benetton B197 F1	O	1'31.019	0.447	0.447	6
3	31 HERNDLHOFER	Bernd (AUT)	ARAM Power Energy	Dallara GP2	F	1'31.192	0.620	0.173	8
4	37 LA ROSA	Michele (ITA)	Charm	Dallara GP2	F	1'31.779	1.207	0.587	12
5	13 WAGNER	Arnold (D)	Renwerk	Arrows A22 F1	O	1'32.126	1.554	0.347	6
6	32 HAUSER	Gary (LUX)	Racing Experience	Dallara GP2	F	1'32.204	1.632	0.078	11
7	30 MILAVEC	Peter (AUT)	GP Racing	Panoz DP01 Champcar	F	1'33.787	3.215	1.583	7
8	3 STRATFORD	Phil (USA)	Tyrrell Vintage Racing	Tyrrell 022 F1	O	1'35.259	4.687	1.472	13
9	44 LEDERMAIR	Johann (AUT)	Ledermair Motorsport	Dallara Renault Worldseri	M	1'35.604	5.032	0.345	8
10	24 RIPOLI	Gianluca (ITA)	Top Speed	Dallara GP2	F	1'37.292	6.720	1.688	7
11	27 TAVARES	Carlos Antunes (POR)	Clementeam Racing	Dallara GP2	F	1'38.448	7.876	1.156	13
12	41 BECKER	Karl-Heinz (D)	Becker Motorsport	Dallara Nissan Worldserie	M	1'41.310	10.738	2.862	10
13	96 HAEZEBROUCK	Philippe (FRA)	R.D.A./Ryschka Motorsport	Lola B99/51 F.Nippon	M	1'41.732	11.160	0.422	12
14	45 GRUBER	Norbert (AUT)	Gruber Motorsport	Dallara Renault Worldseri	M	1'42.065	11.493	0.333	5
15	57 COPETTI	Maurizio (ITA)	Puresport	Dallara Nissan Worldserie	M	1'42.531	11.959	0.466	8
16	66 STEDING	Walter (D)	Hoffmann Racing	Dallara Nissan Worldserie	M	1'46.427	15.855	3.896	10
17	25 BOURGOIS	Philippe (BEL)	Ryschka Motorsport	G-Force Indycar	F	1'54.189	23.617	7.762	2

Driver n. 52 'Mangimi' is not qualified

Humidity:	72%	AIR	16°C
Condition:	Dry	Temp:	20°C

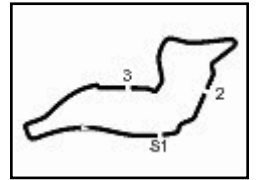
Race Director : Campana Giorgio

Start 10:15
End 10:41

The results are provisional until the end of the time limit for protests and appeals and the completion of the technical checks.

Servizio elaborazione dati e cronometraggio a cura della Federazione Italiana Cronometristi
www.ficr.it



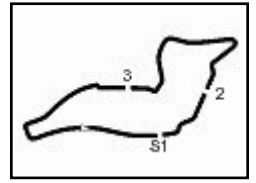


Enzo e Dino Ferrari 4.909 m

Luigi Musso Historic Gran Prix BOSS GP - Ideal Times Qualifying

No.	Driver	Car	Sector 1	Sector 2	Sector 3	Sector 4	Ideal Time	Lap Time	Pos.	Diff.
1	23 GERSTL I. (AUT)	Dallara GP2	5.927	12.950	37.871	33.498	1'30.246	1'30.572	1	0.326
2	2 VAN KALMTHOUT M. (NED)	Benetton B197 F1	5.900	12.869	38.264	33.522	1'30.555	1'31.019	2	0.464
3	31 HERNDLHOFFER B. (AUT)	Dallara GP2	6.071	12.990	37.883	33.792	1'30.736	1'31.192	3	0.456
4	37 LA ROSA M. (ITA)	Dallara GP2	6.049	13.308	38.505	33.858	1'31.720	1'31.779	4	0.059
5	32 HAUSER G. (LUX)	Dallara GP2	6.288	12.952	38.309	34.283	1'31.832	1'32.204	6	0.372
6	13 WAGNER A. (D)	Arrows A22 F1	5.804	13.279	39.309	33.643	1'32.035	1'32.126	5	0.091
7	30 MILAVEC P. (AUT)	Panoz DP01 Champcar	5.740	13.502	40.144	34.366	1'33.752	1'33.787	7	0.035
8	3 STRATFORD P. (USA)	Tyrrell 022 F1	5.891	13.893	40.371	34.651	1'34.806	1'35.259	8	0.453
9	44 LEDERMAIR J. (AUT)	Dallara Renault Worl	6.390	13.667	39.861	35.569	1'35.487	1'35.604	9	0.117
10	24 RIPOLI G. (ITA)	Dallara GP2	6.062	14.539	41.136	35.325	1'37.062	1'37.292	10	0.230
11	27 TAVARES C. (POR)	Dallara GP2	6.047	14.195	42.128	36.058	1'38.428	1'38.448	11	0.020
12	41 BECKER K. (D)	Dallara Nissan World	6.450	14.756	42.828	36.632	1'40.666	1'41.310	12	0.644
13	96 HAEZEBROUCK P. (FRA)	Lola B99/51 F.Nippon	6.533	14.700	42.672	37.463	1'41.368	1'41.732	13	0.364
14	57 COPETTI M. (ITA)	Dallara Nissan World	6.627	14.501	42.962	37.758	1'41.848	1'42.531	15	0.683
15	45 GRUBER N. (AUT)	Dallara Renault Worl	6.722	14.932	42.830	37.579	1'42.063	1'42.065	14	0.002
16	25 BOURGOIS P. (BEL)	G-Force Indycar	6.268	14.963	43.317	38.225	1'42.773	1'54.189	17	11.416
17	66 STEDING W. (D)	Dallara Nissan World	6.848	14.841	44.152	39.583	1'45.424	1'46.427	16	1.003
Overall Ideal Time			5.740	12.869	37.871	33.498	1'29.978			





Enzo e Dino Ferrari 4.909 m

Luigi Musso Historic Gran Prix

BOSS GP - Analysis Qualifying

2 VAN KALMTHOUT MARIJN

Lap	Sector 1	Sector 2	Sector 3	Sector 4	Lap Time	km/h	Local Time
							10:17'31.956
1	5.953	13.630	38.293	36.135	1'31.533	299.7	10:19'03.489
2	5.950	14.009	41.543	34.948	1'36.450	280.3	10:20'39.939
3	5.918	12.972	38.533	34.409	1'31.832	303.0	10:22'11.771
4	5.937	12.869	39.045	5'46.871	6'44.722 P	302.2	10:28'56.493
5	17.729	17.351	40.293	34.437	1'49.810 P	193.2	10:30'46.303
6	5.960	13.273	38.264	33.522	1'31.019	302.2	10:32'17.322

3 STRATFORD PHIL

Lap	Sector 1	Sector 2	Sector 3	Sector 4	Lap Time	km/h	Local Time
							10:16'20.560
1	22.007	18.723	46.441	39.817	2'06.988 P	155.0	10:18'27.548
2	6.012	15.632	42.500	35.992	1'40.136	280.3	10:20'07.684
3	5.950	14.607	42.829	37.876	1'41.262	298.0	10:21'48.946
4	6.000	15.633	43.201	38.965	1'43.799	271.8	10:23'32.745
5	6.416	15.139	42.535	36.593	1'40.683	251.0	10:25'13.428
6	5.944	14.962	41.517	36.324	1'38.747	291.6	10:26'52.175
7	5.935	15.015	41.664	36.609	1'39.223	296.4	10:28'31.398
8	6.022	14.866	41.315	35.410	1'37.603	269.1	10:30'09.001
9	5.920	14.525	40.883	35.491	1'36.819	299.7	10:31'45.820
10	5.916	14.724	41.273	35.169	1'37.082	290.0	10:33'22.902
11	5.934	14.844	45.763	36.927	1'43.468	294.0	10:35'06.370
12	5.891	14.603	40.444	34.651	1'35.589	289.3	10:36'41.959
13	5.910	13.893	40.371	35.085	1'35.259	301.3	10:38'17.218

13 WAGNER ARNOLD

Lap	Sector 1	Sector 2	Sector 3	Sector 4	Lap Time	km/h	Local Time
							10:15'58.117
1	25.021	20.277	43.064	36.641	2'05.003 P	113.5	10:18'03.120
2	5.804	14.310	43.742	36.765	1'40.621	310.0	10:19'43.741
3	5.830	14.332	39.438	12'00.043	12'59.643 P	290.0	10:32'43.384
4	18.269	14.995	40.515	33.643	1'47.422 P	198.9	10:34'30.806
5	5.829	13.560	39.309	34.431	1'33.129	308.2	10:36'03.935
6	5.837	13.279	39.321	33.689	1'32.126	308.2	10:37'36.061

23 GERSTL INGO

Lap	Sector 1	Sector 2	Sector 3	Sector 4	Lap Time	km/h	Local Time
							10:18'58.900
1	15.075	17.966	51.847	39.557	2'04.445 P	176.8	10:21'03.345
2	6.450	14.731	42.485	2'46.481	3'50.147 P	256.4	10:24'53.492
3	14.142	15.036	42.778	1'10.578	2'22.534 P	217.7	10:27'16.026
4	13.800	17.345	49.504	4'36.711	5'57.360 P	201.8	10:33'13.386
5	15.852	15.775	42.966	35.361	1'49.954 P	186.5	10:35'03.340
6	5.927	13.099	38.048	33.498	1'30.572	295.6	10:36'33.912
7	5.994	12.950	37.871	33.806	1'30.621	291.6	10:38'04.533

24 RIPOLI GIANLUCA

Lap	Sector 1	Sector 2	Sector 3	Sector 4	Lap Time	km/h	Local Time
							10:19'12.899
1	18.703	18.422	48.785	40.679	2'06.589 P	141.6	10:21'19.488
2	6.498	15.475	42.687	37.138	1'41.798	264.5	10:23'01.286
3	6.137	14.989	42.046	36.354	1'39.526	286.2	10:24'40.812
4	6.118	14.938	41.817	35.776	1'38.649	283.2	10:26'19.461
5	6.268	15.341	41.615	35.325	1'38.549	227.7	10:27'58.010
6	6.062	15.944	50.050	39.153	1'51.209	286.9	10:29'49.219
7	6.086	14.539	41.136	35.531	1'37.292	294.8	10:31'26.511

25 BOURGOIS PHILIPPE

Lap	Sector 1	Sector 2	Sector 3	Sector 4	Lap Time	km/h	Local Time
							10:15'22.681
1	24.639	19.697	48.664	39.819	2'12.819 P	158.4	10:17'35.500
2	6.336	15.125	54.503	38.225	1'54.189	279.5	10:19'29.689

27 TAVARES CARLOS ANTUNES

Lap	Sector 1	Sector 2	Sector 3	Sector 4	Lap Time	km/h	Local Time
							10:15'54.574
1	26.810	22.997	57.171	48.166	2'35.144 P	112.7	10:18'29.718
2	7.241	17.203	48.634	40.935	1'54.013	235.2	10:20'23.731
3	6.553	18.257	44.325	39.450	1'48.585	211.7	10:22'12.316
4	6.224	15.003	45.671	38.919	1'45.817	261.9	10:23'58.133
5	6.198	14.461	42.661	37.360	1'40.680	281.0	10:25'38.813
6	6.212	15.075	42.203	50.026	1'53.516	287.7	10:27'32.329
7	7.790	18.122	44.913	38.826	1'49.651	190.1	10:29'21.980
8	6.067	14.195	42.128	36.058	1'38.448	283.2	10:31'00.428
9	6.192	15.870	43.808	38.493	1'44.363	244.2	10:32'44.791
10	6.178	15.144	42.718	36.762	1'40.802	267.1	10:34'25.593

P = Pits In/Out - C = Lap-Time Cancelled

11	6.151	14.484	42.267	36.438	1'39.340	283.2	10:36'04.933
12	6.047	16.267	45.943	38.018	1'46.275	290.0	10:37'51.208
13	6.187	14.954	44.456	40.887	1'46.484	271.8	10:39'37.692

30 MILAVEC PETER

Lap	Sector 1	Sector 2	Sector 3	Sector 4	Lap Time	km/h	Local Time
							10:15'39.852
1	20.909	18.900	47.266	37.529	2'04.604 P	166.7	10:17'44.456
2	5.916	13.989	42.442	34.576	1'36.923	299.7	10:19'21.379
3	5.740	14.204	41.840	34.921	1'36.705	310.0	10:20'58.084
4	5.966	14.996	43.404	3'50.837	4'55.203 P	285.4	10:25'53.287
5	17.102	16.077	42.115	36.184	1'51.478 P	217.2	10:27'44.765
6	5.770	13.641	40.800	36.683	1'36.894	307.3	10:29'21.659
7	5.775	13.502	40.144	34.366	1'33.787	308.2	10:30'55.446

31 HERNDLHOFFER BERND

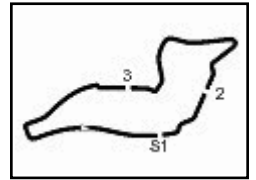
Lap	Sector 1	Sector 2	Sector 3	Sector 4	Lap Time	km/h	Local Time
							10:19'31.260
1	21.807	17.758	42.343	41.866	2'03.774 P	125.4	10:21'35.034
2	9.211	18.526	49.764	39.826	1'57.327	194.9	10:23'32.361
3	6.312	14.098	38.389	38.498	1'37.297	280.3	10:25'09.658
4	6.311	13.487	38.971	5'07.742	6'06.511 P	283.2	10:31'16.169
5	16.879	14.815	39.533	34.851	1'46.078 P	218.5	10:33'02.247
6	6.191	13.708	38.391	33.792	1'32.082	287.7	10:34'34.329
7	6.121	12.990	37.883	34.198	1'31.192	290.0	10:36'05.521
8	6.071	14.144	38.418	34.001	1'32.634	287.7	10:37'38.155

32 HAUSER GARY

Lap	Sector 1	Sector 2	Sector 3	Sector 4	Lap Time	km/h	Local Time
							10:15'27.862
1	23.376	20.988	44.848	37.323	2'06.535 P	142.3	10:17'34.397
2	6.585	14.033	38.850	38.201	1'37.669	277.4	10:19'12.066
3	6.396	13.317	39.436	35.421	1'34.570	281.7	10:20'46.636
4	6.376	13.183	39.075	35.474	1'34.108	283.9	10:22'20.744
5	6.388	13.927	42.482	7'35.013	8'37.810 P	283.9	10:30'58.554
6	21.922	18.874	46.281	38.651	2'05.728 P	169.0	10:33'04.282
7	6.744	13.659	39.582	34.693	1'34.678	271.8	10:34'38.960
8	6.362	13.250	38.309	34.283	1'32.204	284.7	10:36'11.164
9	6.318	12.952	40.458	35.597	1'35.325	285.4	10:37'46.489
10	6.288	13.149	38.654	34.629	1'32.720	285.4	10:39'19.209
11	6.299	13.059	38.957	34.762	1'33.077	283.2	10:40'52.286

37 LA ROSA MICHELE

Lap	Sector 1	Sector 2	Sector 3	Sector 4	Lap Time	km/h	Local Time
							10:15'44.220
1	24.454	22.878	47.723	40.899	2'15.954 P		10:18'00.174
2	6.301	15.315	41.232	35.102	1'37.950	286.9	10:19'38.124
3	6.111	13.801	41.107	36.806	1'37.825	295.6	10:21'15.949
4	6.127	13.536	39.934	34.455	1'34.052	293.2	10:22'50.001
5	6.095	13.443	39.563	34.392	1'33.493	294.8	10:24'23.494
6	6.107	13.396	39.383	5'34.358	6'33.244 P	294.8	10:30'56.738
7	22.416	18.713	45.151	38.141	2'04.421 P		



Enzo e Dino Ferrari 4.909 m

Luigi Musso Historic Gran Prix BOSS GP - Analysis Qualifying

2 / 2

5	6.506	17.039	45.362	37.671	1'46.578	264.5	10:28'30.516
6	6.445	13.685	39.905	35.569	1'35.604	278.8	10:30'06.120
7	6.390	13.691	40.764	36.837	1'37.682	281.0	10:31'43.802
8	6.416	13.667	39.861	35.929	1'35.873	279.5	10:33'19.675

45 GRUBER NORBERT

Lap	Sector 1	Sector 2	Sector 3	Sector 4	Lap Time	km/h	Local Time
							10:26'02.998
1	20.577	23.278	1'00.078	46.567	2'30.500 P	120.3	10:28'33.498
2	6.754	17.305	45.640	38.755	1'48.454	257.6	10:30'21.952
3	6.750	17.998	45.982	38.932	1'49.662	243.6	10:32'11.614
4	6.722	15.614	43.457	37.598	1'43.391	266.5	10:33'55.005
5	6.724	14.932	42.830	37.579	1'42.065	267.1	10:35'37.070

52 MANGINI ARMANDO

Lap	Sector 1	Sector 2	Sector 3	Sector 4	Lap Time	km/h	Local Time
							10:30'02.415
1	22.960	28.770	1'09.938	58.410	3'00.078 P	102.6	10:33'02.493

57 COPETTI MAURIZIO

Lap	Sector 1	Sector 2	Sector 3	Sector 4	Lap Time	km/h	Local Time
							10:15'56.315
1	26.212	22.181	46.760	38.587	2'13.740 P	107.9	10:18'10.055
2	6.627	14.799	43.421	37.758	1'42.605	272.5	10:19'52.660
3	6.736	14.718	42.962	38.115	1'42.531	268.4	10:21'35.191
4	6.691	14.501	1'31.778	3'07.578	5'00.548 P	269.8	10:26'35.739
5	18.527	19.080	44.847	39.775	2'02.229 P	180.0	10:28'37.968
6	6.701	14.851	44.164	40.898	1'46.614	269.1	10:30'24.582
7	6.712	17.300	45.663	40.577	1'50.252	261.3	10:32'14.834
8	6.727	14.689	43.608	38.038	1'43.062	267.1	10:33'57.896

66 STEDING WALTER

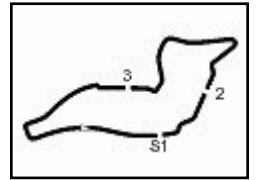
Lap	Sector 1	Sector 2	Sector 3	Sector 4	Lap Time	km/h	Local Time
							10:16'14.545
1	20.523	23.781	53.073	41.453	2'18.830 P	124.5	10:18'33.375
2	6.861	16.404	48.801	43.303	1'55.369	261.9	10:20'28.744
3	6.954	15.600	54.054	39.907	1'56.515	261.3	10:22'25.259
4	6.848	15.831	46.629	39.583	1'48.891	261.3	10:24'14.150
5	6.892	15.575	44.152	39.808	1'46.427	261.3	10:26'00.577
6	6.900	14.841	44.835	40.442	1'47.018	261.3	10:27'47.595
7	6.956	15.316	44.670	41.162	1'48.104	261.3	10:29'35.699
8	6.978	15.656	45.276	39.901	1'47.811	260.0	10:31'23.510
9	6.987	19.782	52.167	3'18.650	4'37.586 P	223.1	10:36'01.096
10	20.524	18.873	47.444	43.692	2'10.533 P	145.6	10:38'11.629

96 HAEZEBROUCK PHILIPPE

Lap	Sector 1	Sector 2	Sector 3	Sector 4	Lap Time	km/h	Local Time
							10:15'25.785
1	26.986	23.883	53.451	41.068	2'25.388	131.3	10:17'51.173
2	6.633	15.551	44.481	37.915	1'44.580	260.7	10:19'35.753
3	6.599	15.073	43.352	41.196	1'46.220	269.8	10:21'21.973
4	6.574	15.140	44.623	37.934	1'44.271	271.1	10:23'06.244
5	6.563	15.054	45.301	2'04.282	3'11.200 P	271.1	10:26'17.444
6	18.530	18.041	44.829	38.089	1'59.489 P	181.2	10:28'16.933
7	6.614	15.013	43.636	38.321	1'43.584	266.5	10:30'00.517
8	6.595	15.122	43.982	38.731	1'44.430	267.1	10:31'44.947
9	6.534	15.032	43.477	37.463	1'42.506	272.5	10:33'27.453
10	6.573	14.928	42.997	37.601	1'42.099	271.8	10:35'09.552
11	6.533	14.750	42.889	37.560	1'41.732	269.8	10:36'51.284
12	6.538	14.700	42.672	37.865	1'41.775	271.1	10:38'33.059

P = Pits In/Out - C = Lap-Time Cancelled





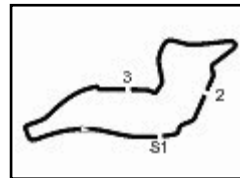
Enzo e Dino Ferrari 4.909 m

Luigi Musso Historic Gran Prix

BOSS GP - Lap Chart Race 1

		Lap															
		1	2	3	4	5	6	7	8	9	10	11	12	13	14	15	16
Pos	1	23	23	23	23	23	23	23	2	2	2	2	2	2	2	2	2
	2	2	2	2	2	2	2	2	31	31	31	31	31	31	31	31	31
	3	31	31	31	31	31	31	31	37	37	37	37	37	37	37	37	37
	4	37	37	37	37	37	37	37	32	32	32	32	32	32	32	32	32
	5	13	13	13	13	13	32	32	23	23	30	30	30	30	30	30	30
	6	32	32	32	32	32	30	30	30	30	3	3	3	3	3	3	3
	7	30	30	30	30	30	3	3	3	3	44	44	44	44	44	44	44
	8	3	3	3	3	3	44	44	44	44	24	24	24	27	27	25	
	9	44	44	44	44	44	27	13	13	13	27	27	27	24	25	24	
	10	27	27	27	27	27	24	24	24	24	25	25	25	25	24	41	
	11	24	24	24	24	24	13	27	27	27	41	41	41	41	41	96	
	12	96	96	96	96	96	25	25	25	25	96	96	96	96	96	45	
	13	57	41	41	25	25	96	96	96	41	57	57	45	45	45	57	
	14	41	25	25	41	41	41	41	41	96	45	45	57	57	57		
	15	25	57	57	57	57	57	57	57	57	66	66	66	66	66		
	16	45	45	45	45	45	45	45	45	45							
	17	52	52	52	66	66	66	66	66	66							
	18	66	66	66													





Enzo e Dino Ferrari 4.909 m

Luigi Musso Historic Gran Prix BOSS GP - Top Speeds Race 2

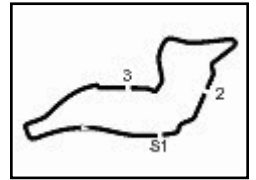
Results

Pos	Driver	Team	Laps
1	31 HERNDLHOFER Bernd	Dallara GP2	16
2	37 LA ROSA Michele	Dallara GP2	3,349
3	32 HAUSER Gary	Dallara GP2	5,263
4	3 STRATFORD Phil	Tyrrell 022 F1	53,129
5	44 LEDERMAIR Johann	Dallara Renault Worldseri	1'06,203
6	25 BOURGOIS Philoee	G-Force Indvcar	1'22,126
7	24 RIPOLI Gianluca	Dallara GP2	1'29,420
8	41 BECKER Karl-Heinz	Dallara Nissan Worldserie	1 Lap
9	96 HAEZEBROUCK Philoee	Lola B99/51 F.Nippon	1 Lap
10	57 COPETTI Maurizio	Dallara Nissan Worldserie	1 Lap
11	66 STEDING Walter	Dallara Nissan Worldserie	1 Lap
12	52 MANGINI Armando	Lola B02/50 F3000	1 Lap
13	13 WAGNER Arnold	Arrows A22 F1	3 Laps
14	27 TAVARES Carlos Antunes	Dallara GP2	3 Laps
RET	2 VAN KALMTHOUT Mariin	Benetton B197 F1	8 Laps
NS	23 GERSTL Inoo	Dallara GP2	
NS	30 MILAVEC Peter	Panoz DP01 Champcar	
NS	45 GRUBER Norbert	Dallara Renault Worldseri	

Top Speeds

Pos	Driver	Team	Top Speed
1	13 WAGNER Arnold	Arrows A22 F1	311.8
2	3 STRATFORD Phil	Tyrrell 022 F1	303.9
3	2 VAN KALMTHOUT Mariin	Benetton B197 F1	301.3
4	32 HAUSER Gary	Dallara GP2	297.2
5	31 HERNDLHOFER Bernd	Dallara GP2	296.4
6	37 LA ROSA Michele	Dallara GP2	295.6
7	25 BOURGOIS Philoee	G-Force Indvcar	294.8
8	24 RIPOLI Gianluca	Dallara GP2	294.8
9	27 TAVARES Carlos Antunes	Dallara GP2	294.0
10	44 LEDERMAIR Johann	Dallara Renault Worldseri	287.7
11	41 BECKER Karl-Heinz	Dallara Nissan Worldserie	278.8
12	57 COPETTI Maurizio	Dallara Nissan Worldserie	278.1
13	96 HAEZEBROUCK Philoee	Lola B99/51 F.Nippon	275.3
14	66 STEDING Walter	Dallara Nissan Worldserie	265.8
15	52 MANGINI Armando	Lola B02/50 F3000	258.2

Sector 1			Sector 2			Sector 3			Sector 4		
1	13 WAGNER A.	5.742	1	31 HERNDLHOFER B	13.198	1	31 HERNDLHOFER B	38.099	1	13 WAGNER A.	33.530
2	3 STRATFORD P.	5.829	2	2 VAN KALMTHOUT	13.207	2	2 VAN KALMTHOUT	38.191	2	2 VAN KALMTHOUT	33.742
3	2 VAN KALMTHOUT	5.920	3	32 HAUSER G.	13.318	3	32 HAUSER G.	38.663	3	31 HERNDLHOFER B	34.203
4	31 HERNDLHOFER B	5.989	4	37 LA ROSA M.	13.372	4	37 LA ROSA M.	39.102	4	37 LA ROSA M.	34.204
5	27 TAVARES C.	6.041	5	13 WAGNER A.	13.501	5	13 WAGNER A.	39.635	5	32 HAUSER G.	34.465
6	32 HAUSER G.	6.041	6	44 LEDERMAIR J.	13.796	6	3 STRATFORD P.	39.911	6	3 STRATFORD P.	34.778
7	24 RIPOLI G.	6.045	7	25 BOURGOIS P.	13.923	7	44 LEDERMAIR J.	40.354	7	24 RIPOLI G.	35.317
8	37 LA ROSA M.	6.048	8	27 TAVARES C.	13.958	8	25 BOURGOIS P.	40.374	8	27 TAVARES C.	35.441
9	25 BOURGOIS P.	6.103	9	3 STRATFORD P.	14.099	9	24 RIPOLI G.	40.758	9	25 BOURGOIS P.	35.845
10	41 BECKER K.	6.373	10	24 RIPOLI G.	14.249	10	27 TAVARES C.	41.264	10	44 LEDERMAIR J.	35.876
11	44 LEDERMAIR J.	6.380	11	57 COPETTI M.	14.639	11	41 BECKER K.	41.998	11	41 BECKER K.	36.872
12	96 HAEZEBROUCK P	6.423	12	96 HAEZEBROUCK P	14.732	12	96 HAEZEBROUCK P	42.405	12	96 HAEZEBROUCK P	37.132
13	57 COPETTI M.	6.505	13	41 BECKER K.	14.760	13	57 COPETTI M.	42.832	13	57 COPETTI M.	37.694
14	66 STEDING W.	6.753	14	66 STEDING W.	15.019	14	52 MANGINI A.	43.839	14	52 MANGINI A.	38.145
15	52 MANGINI A.	6.918	15	52 MANGINI A.	15.236	15	66 STEDING W.	44.120	15	66 STEDING W.	38.462



Enzo e Dino Ferrari 4.909 m

Luigi Musso Historic Gran Prix

BOSS GP - Class Results Race 2

FORMULA

Laps 16 = 78,544 km - Avg 188,706 km/h - Race Time 24'58.405

No.	Driver	Driver	Team	Car	Laps	Time	Gap	Rel.	Fastest Lap
1	31 HERNDLHOFER	Bernd (AUT)	ARAM Power Energy	Dallara GP2	16	24'58.405		5	1'31.803
2	37 LA ROSA	Michele (ITA)	Charm	Dallara GP2	16	25'01.754	3.349	3.349	6 1'32.820
3	32 HAUSER	Gary (LUX)	Racing Experience	Dallara GP2	16	25'03.668	5.263	1.914	10 1'32.755
4	25 BOURGOIS	Philippe (BEL)	Ryschka Motorsport	G-Force Indycar	16	26'20.531	1'22.126	1'16.863	7 1'37.009
5	24 RIPOLI	Gianluca (ITA)	Top Speed	Dallara GP2	16	26'27.825	1'29.420	7.294	13 1'36.589
6	27 TAVARES	Carlos Antunes (POR)	Clementeam Racing	Dallara GP2	13	21'24.197	3 Laps	3 Laps	13 1'37.289
----- Not Classified -----									
NS	30 MILAVEC	Peter (AUT)	GP Racing	Panoz DP01 Champcar					
NS	23 GERSTL	Ingo (AUT)	Top Speed	Dallara GP2					

Starting: 8 Not Started: 2 Retired:: 0 Not Classified: 0 Classified: 6 Disqualified: 0
 Fastest Lap N. 5 No. 31 Bernd Herndlhofer Time 1'31.803 Avg. 192,504 Km/h

MASTERS

Laps 16 = 78,544 km - Avg 180,722 km/h - Race Time 26'04.608

No.	Driver	Driver	Team	Car	Laps	Time	Gap	Rel.	Fastest Lap
1	44 LEDERMAIR	Johann (AUT)	Ledermair Motorsport	Dallara Renault Worl	16	26'04.608		4	1'36.784
2	41 BECKER	Karl-Heinz (D)	Becker Motorsport	Dallara Nissan World	15	25'32.970	1 Lap	1 Lap	7 1'40.357
3	96 HAEZEBROUCK	Philippe (FRA)	R.D.A./Ryschka Motorsport	Lola B99/51 F.Nippon	15	25'40.305	1 Lap	7.335	2 1'40.843
4	57 COPETTI	Maurizio (ITA)	Puresport	Dallara Nissan World	15	25'55.122	1 Lap	14.817	11 1'42.165
5	66 STEDING	Walter (D)	Hoffmann Racing	Dallara Nissan World	15	26'33.751	1 Lap	38.629	13 1'44.825
6	52 MANGINI	Armando (ITA)	Team Italia	Lola B02/50 F3000	15	26'34.215	1 Lap	0.464	3 1'45.119
----- Not Classified -----									
NS	45 GRUBER	Norbert (AUT)	Gruber Motorsport	Dallara Renault Worl					

Starting: 7 Not Started: 1 Retired:: 0 Not Classified: 0 Classified: 6 Disqualified: 0
 Fastest Lap N. 4 No. 44 Johann Ledermair Time 1'36.784 Avg. 182,596 Km/h

OPEN

Laps 16 = 78,544 km - Avg 182,244 km/h - Race Time 25'51.534

No.	Driver	Driver	Team	Car	Laps	Time	Gap	Rel.	Fastest Lap
1	3 STRATFORD	Phil (USA)	Tyrrell Vintage Racing	Tyrrell 022 F1	16	25'51.534		2	1'34.898
2	13 WAGNER	Arnold (D)	Rennwerk	Arrows A22 F1	13	21'01.389	3 Laps	3 Laps	2 1'32.538
----- Not Classified -----									
RET	2 VAN KALMTHOUT	Marijn (NED)	Mansell Motorsport	Benetton B197 F1	8	12'21.120	8 Laps		2 1'31.366

Starting: 3 Not Started: 0 Retired:: 1 Not Classified: 0 Classified: 2 Disqualified: 0
 Fastest Lap N. 2 No. 2 Marijn Van Kalmthout Time 1'31.366 Avg. 193,424 Km/h

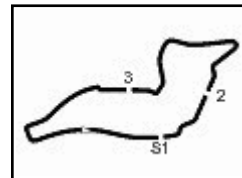
Humidity:	85%	AIR:	15°C
Condition:	Dry	Temp:	22°C

Race Director : Campana Giorgio

Start 10:54
 End 11:21

The results are provisional until the end of the time limit for protests and appeals and the completion of the technical checks.





Enzo e Dino Ferrari 4.909 m

Luigi Musso Historic Gran Prix

BOSS GP - Results Race 2

Laps 16 = 78,544 km - Avg 188,706 km/h - Race Time 24'58.405

No.	Driver	Driver	Team	Car	Class	Laps	Time	Gap	Rel.	Fastest Lap	
1	31	HERNDLHOFER Bernd (AUT)	ARAM Power Energy	Dallara GP2	F	16	24'58.405		5	1'31.803	
2	37	LA ROSA Michele (ITA)	Charm	Dallara GP2	F	16	25'01.754	3.349	3.349	6	1'32.820
3	32	HAUSER Gary (LUX)	Racing Experience	Dallara GP2	F	16	25'03.668	5.263	1.914	10	1'32.755
4	3	STRATFORD Phil (USA)	Tyrrell Vintage Racing	Tyrrell 022 F1	O	16	25'51.534	53.129	47.866	2	1'34.898
5	44	LEDERMAIR Johann (AUT)	Ledermair Motorsport	Dallara Renault Worldseri	M	16	26'04.608	1'06.203	13.074	4	1'36.784
6	25	BOURGOIS Philippe (BEL)	Ryschka Motorsport	G-Force Indycar	F	16	26'20.531	1'22.126	15.923	7	1'37.009
7	24	RIPOLI Gianluca (ITA)	Top Speed	Dallara GP2	F	16	26'27.825	1'29.420	7.294	13	1'36.589
8	41	BECKER Karl-Heinz (D)	Becker Motorsport	Dallara Nissan Worldserie	M	15	25'32.970	1 Lap	1 Lap	7	1'40.357
9	96	HAEZEBROUCK Philippe (FRA)	R.D.A./Ryschka Motorsport	Lola B99/51 F.Nippon	M	15	25'40.305	1 Lap	7.335	2	1'40.843
10	57	COPETTI Maurizio (ITA)	Puresport	Dallara Nissan Worldserie	M	15	25'55.122	1 Lap	14.817	11	1'42.165
11	66	STEDING Walter (D)	Hoffmann Racing	Dallara Nissan Worldserie	M	15	26'33.751	1 Lap	38.629	13	1'44.825
12	52	MANGINI Armando (ITA)	Team Italia	Lola B02/50 F3000	M	15	26'34.215	1 Lap	0.464	3	1'45.119
13	13	WAGNER Arnold (D)	Rennwerk	Arrows A22 F1	O	13	21'01.389	3 Laps	2 Laps	2	1'32.538
14	27	TAVARES Carlos Antunes (POR)	Clementeam Racing	Dallara GP2	F	13	21'24.197	3 Laps	22.808	13	1'37.289
----- Not Classified -----											
RET	2	VAN KALMTHOUT Marijn (NED)	Mansell Motorsport	Benetton B197 F1	O	8	12'21.120	8 Laps		2	1'31.366
NS	30	MILAVEC Peter (AUT)	GP Racing	Panoz DP01 Champcar	F						
NS	45	GRUBER Norbert (AUT)	Gruber Motorsport	Dallara Renault Worldseri	M						
NS	23	GERSTL Ingo (AUT)	Top Speed	Dallara GP2	F						

Starting: 18 Not Started: 3 Retired:: 1 Not Classified: 0 Classified: 14 Disqualified: 0

Fastest Lap N. 2 No. 2 Marijn Van Kalmthout Time 1'31.366 Avg. 193,424 Km/h

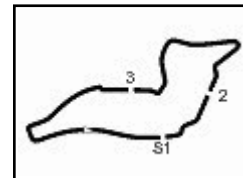
Humidity:	85%	AIR	15°C
Condition:	Dry	Temp:	22°C

Race Director : Campana Giorgio

Start 10:54
End 11:21

The results are provisional until the end of the time limit for protests and appeals and the completion of the technical checks.





Enzo e Dino Ferrari 4.909 m

Luigi Musso Historic Gran Prix

BOSS GP - Analysis Race 2

2 VAN KALMTHOUT MARIJN

Lap	Sector 1	Sector 2	Sector 3	Sector 4	Lap Time	km/h	Race Time
1			39.382	34.054	1'32.665		1'32.665
2	5.923	13.207	38.494	33.742	1'31.366	301.3	3'04.031
3	5.927	13.458	38.191	33.950	1'31.526	286.9	4'35.557
4	5.920	13.304	38.514	34.148	1'31.886	299.7	6'07.443
5	5.922	13.455	38.776	34.357	1'32.510	293.2	7'39.953
6	5.957	13.532	38.848	34.211	1'32.548	300.5	9'12.501
7	5.935	13.613	39.084	34.658	1'33.290	300.5	10'45.791
8	5.970	13.852	39.691	35.816	1'35.329	282.5	12'21.120

3 STRATFORD PHIL

Lap	Sector 1	Sector 2	Sector 3	Sector 4	Lap Time	km/h	Race Time
1			40.593	34.784	1'35.958		1'35.958
2	5.829	14.111	40.180	34.778	1'34.898	303.0	3'10.856
3	5.867	14.099	40.329	35.210	1'35.505	290.8	4'46.361
4	5.882	14.266	40.743	34.842	1'35.733	303.0	6'22.094
5	5.885	14.376	40.350	35.016	1'35.627	298.0	7'57.721
6	5.896	14.178	40.486	35.188	1'35.748	298.0	9'33.469
7	5.900	14.412	40.270	34.968	1'35.550	301.3	11'09.019
8	5.899	14.913	40.672	35.004	1'36.488	303.0	12'45.507
9	5.893	14.376	40.923	34.976	1'36.168	300.5	14'21.675
10	5.881	14.495	40.982	35.345	1'36.703	303.9	15'58.378
11	5.888	14.552	41.168	35.243	1'36.851	303.9	17'35.229
12	5.925	14.457	40.407	46.002	1'46.791	296.4	19'22.020
13	6.225	15.570	41.497	34.854	1'38.146	285.4	21'00.166
14	5.900	14.486	39.911	34.785	1'35.082	291.6	22'35.248
15	5.881	14.147	40.562	35.705	1'36.295	302.2	24'11.543
16	5.990	15.119	42.197	36.685	1'39.991	259.4	25'51.534

13 WAGNER ARNOLD

Lap	Sector 1	Sector 2	Sector 3	Sector 4	Lap Time	km/h	Race Time
1	6.698	17.338	42.428	37.076	1'43.540	219.9	1'43.540
2	5.742	13.631	39.635	33.530	1'32.538	310.0	3'16.078
3	5.743	14.008	39.746	33.849	1'33.346	310.0	4'49.424
4	5.753	13.501	39.823	33.977	1'33.054	311.8	6'22.478
5	5.774	14.515	40.218	34.865	1'35.372	285.4	7'57.850
6	5.885	14.382	40.558	39.391	1'40.216	289.3	9'38.066
7	5.848	14.467	40.191	34.555	1'35.061	297.2	11'13.127
8	5.803	13.829	39.958	47.476	1'47.066	310.0	13'00.193
9	5.848	13.993	40.963	34.970	1'35.774	307.3	14'35.967
10	5.828	14.677	41.595	34.815	1'36.915	308.2	16'12.882
11	5.783	14.105	40.787	34.795	1'35.470	309.1	17'48.352
12	5.779	13.994	41.825	36.059	1'37.657	310.9	19'26.009
13	5.809	14.262	40.423	34.886	1'35.380	309.1	21'01.389

24 RIPOLI GIANLUCA

Lap	Sector 1	Sector 2	Sector 3	Sector 4	Lap Time	km/h	Race Time
1	5.878	17.454	42.925	37.616	1'43.873		1'43.873
2	6.250	15.623	44.659	37.080	1'43.612	248.7	3'27.485
3	6.294	15.438	42.689	36.710	1'41.131	263.2	5'08.616
4	6.149	15.198	42.557	36.887	1'40.791	275.3	6'49.407
5	6.218	15.761	42.195	36.227	1'40.401	261.3	8'29.808
6	6.062	14.729	42.315	36.508	1'39.614	293.2	10'09.422
7	6.084	14.622	41.485	35.587	1'37.778	294.8	11'47.200
8	6.056	14.580	41.436	35.694	1'37.766	292.4	13'24.966
9	6.077	14.621	41.486	35.828	1'38.012	290.0	15'02.978
10	6.222	14.584	41.572	35.429	1'37.807	263.2	16'40.785
11	6.077	14.251	41.197	35.461	1'36.986	290.8	18'17.771
12	6.082	14.353	40.758	36.163	1'37.356	289.3	19'55.127
13	6.051	14.302	40.919	35.317	1'36.589	290.8	21'31.716
14	6.047	14.249	40.782	37.588	1'38.636	292.4	23'10.352
15	6.045	14.473	41.001	36.118	1'37.637	288.5	24'47.989
16	6.661	15.494	42.100	35.581	1'39.836	249.3	26'27.825

25 BOURGOIS PHILIPPE

Lap	Sector 1	Sector 2	Sector 3	Sector 4	Lap Time	km/h	Race Time
1	5.856	16.240	42.968	39.834	1'44.898		1'44.898
2	6.120	14.872	43.723	37.565	1'42.280	290.8	3'27.178
3	6.182	14.370	42.191	36.809	1'39.552	289.3	5'06.730
4	6.201	14.520	41.425	36.431	1'38.577	289.3	6'45.307
5	6.184	14.325	41.167	36.374	1'38.050	289.3	8'23.357
6	6.187	14.345	40.895	36.276	1'37.703	287.7	10'01.060
7	6.147	14.137	40.684	36.041	1'37.009	291.6	11'38.069
8	6.183	14.195	40.374	36.364	1'37.116	288.5	13'15.185
9	6.167	13.934	41.690	36.535	1'38.326	290.0	14'53.511
10	6.113	13.923	42.092	36.180	1'38.308	292.4	16'31.819
11	6.107	14.091	41.861	36.061	1'38.120	293.2	18'09.939

12	6.151	14.124	41.431	36.410	1'38.116	290.8	19'48.055
13	6.117	14.176	40.895	35.845	1'37.033	293.2	21'25.088
14	6.103	13.976	40.980	38.333	1'39.392	294.8	23'04.480
15	6.106	14.218	42.019	35.895	1'38.238	293.2	24'42.718
16	6.127	14.003	40.573	37.110	1'37.813	290.8	26'20.531

27 TAVARES CARLOS ANTUNES

Lap	Sector 1	Sector 2	Sector 3	Sector 4	Lap Time	km/h	Race Time
1	7.030	17.576	43.678	38.573	1'46.857	206.1	1'46.857
2	6.078	14.284	42.749	36.207	1'39.318	271.8	3'26.175
3	6.087	14.273	42.201	35.599	1'38.160	275.3	5'04.335
4	6.069	14.080	41.857	35.484	1'37.490	283.2	6'41.825
5	6.041	13.958	41.807	35.684	1'37.490	294.0	8'19.315
6	6.212	14.626	41.931	35.626	1'38.395	264.5	9'57.710
7	6.056	14.455	42.151	35.687	1'38.349	275.3	11'36.059
8	6.041	13.969	41.264	36.082	1'37.356	283.2	13'13.415
9	6.253	14.380	42.506	36.013	1'39.152	260.7	14'52.567
10	6.158	14.224	42.285	35.681	1'38.348	275.3	16'30.915
11	6.217	14.379	42.001	35.486	1'38.083	262.6	18'08.998
12	6.218	14.159	41.878	35.655	1'37.910	262.6	19'46.908
13	6.324	14.252	41.272	35.441	1'37.289	268.4	21'24.197

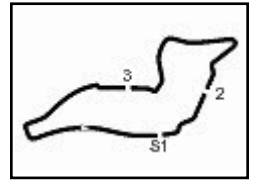
31 HERNDLHOFFER BERND

Lap	Sector 1	Sector 2	Sector 3	Sector 4	Lap Time	km/h	Race Time
1			39.088	34.538	1'32.488		1'32.488
2	6.148	13.575	38.700	34.532	1'32.955	288.5	3'05.443
3	6.087	13.305	38.477	34.515	1'32.384	293.2	4'37.827
4	6.093	13.442	38.571	34.203	1'32.309	291.6	6'10.136
5	6.106	13.198	38.099	34.400	1'31.803	291.6	7'41.939
6	6.090	13.258	38.681	34.268	1'32.297	291.6	9'14.236
7	6.062	13.242	38.576	34.262	1'32.142	294.0	10'46.378
8	5.989	13.496	39.802	35.785	1'35.072	296.4	12'21.450
9	6.134	13.709	38.980	34.785	1'33.608	272.5	13'55.058
10	6.078	13.791	39.233	34.571	1'33.673	294.0	15'28.731
11	6.083	13.861	39.261	34.627	1'33.832	292.4	17'02.563
12	6.105	15.174	39.695	34.336	1'35.310	284.7	18'37.873
13	6.089	13.776	39.312	37.750	1'36.927	291.6	20'14.800
14	6.108	13.613	38.972	34.459	1'33.152	292.4	21'47.952
15	6.097	13.891	39.377	39.015	1'38.380	291.6	23'26.332
16	6.103	13.375	38.275	34.320	1'32.073	290.8	24'58.405

32 HAUSER GARY

Lap	Sector 1	Sector 2	Sector 3	Sector 4	Lap Time	km/h	Race Time
1			40.018	35.103	1'35.234		1'35.234
2	6.094	13.554	39.224	34.640	1'33.512	294.8	3'08.746
3	6.075	13.418	38.890	34.506	1'32.889	296.4	4'41.635
4	6.069	13.490	39.065	34.638	1'33.262	296.4	6'14.897
5	6.084	13.502	39.176	34.581	1'33.343	295.6	7'48.240
6	6.084	13.475	38.957	34.521	1'33.037	294.8	9'21.277
7	6.083	13.318	38.860	34.637	1'32.898	296.4	10'54.175
8	6.079	13.442	38.970	34.583	1'33.074	296.4	12'27.249
9	6.041	16.470	40.061	34.766	1'37.338	297.2	14'04.587
10	6.111	13.516	38.663	34.465	1'32.755	294.8	15'37.342
11	6.082	15.381	39.557	34.571	1'35.591	296.4	17'12.933
12	6.090	13.532	38.956	35.101	1'33.679	294.8	18'46.612
13	6.124	13.392	40.049	34.903	1'34.468	295.6	20'21.080
14	6.090	13.421	39.119	35.437	1'34.067	294.8	21'55.147
15	6.089	13.643	38.972	36.063	1'34.767	295.6	23'29.914
16	6.098	13.506	39.576	34.574	1'33.754	294.8	25'03.668

37 LA ROSA MICHELE



Luigi Musso Historic Gran Prix

BOSS GP - Analysis Race 2

Enzo e Dino Ferrari 4.909 m

41 BECKER KARL-HEINZ

Lap	Sector 1	Sector 2	Sector 3	Sector 4	Lap Time	km/h	Race Time
1	6.304	17.434	44.308	39.988	1'48.034	215.1	1'48.034
2	6.467	15.162	43.296	37.796	1'42.721	258.8	3'30.755
3	6.432	15.000	42.430	37.420	1'41.282	273.2	5'12.037
4	6.444	15.130	42.944	37.546	1'42.064	273.2	6'54.101
5	6.436	15.161	42.773	37.201	1'41.571	276.7	8'35.672
6	6.442	15.083	42.362	36.872	1'40.759	271.8	10'16.431
7	6.427	14.760	41.998	37.172	1'40.357	277.4	11'56.788
8	6.439	14.778	42.307	37.059	1'40.583	269.8	13'37.371
9	6.373	14.808	43.796	37.411	1'42.388	278.1	15'19.759
10	6.393	14.964	43.260	37.190	1'41.807	278.8	17'01.566
11	6.503	15.120	42.991	36.958	1'41.572	265.1	18'43.138
12	6.474	14.869	43.333	37.579	1'42.255	268.4	20'25.393
13	6.454	14.989	42.594	37.131	1'41.168	269.1	22'06.561
14	6.506	15.093	43.620	39.744	1'44.963	257.6	23'51.524
15	6.529	15.001	42.833	37.083	1'41.446	270.5	25'32.970

44 LEDERMAIR JOHANN

Lap	Sector 1	Sector 2	Sector 3	Sector 4	Lap Time	km/h	Race Time
1			41.288	36.065	1'38.738		1'38.738
2	6.380	13.966	40.834	35.888	1'37.068	281.7	3'15.806
3	6.420	14.497	40.992	35.876	1'37.785	280.3	4'53.591
4	6.410	13.874	40.595	35.905	1'36.784	280.3	6'30.375
5	6.430	13.796	40.450	37.297	1'37.973	279.5	8'08.348
6	6.434	13.953	40.872	36.131	1'37.390	278.8	9'45.738
7	6.422	13.921	40.547	36.105	1'36.995	279.5	11'22.733
8	6.446	13.889	40.653	36.797	1'37.785	278.1	13'00.518
9	6.417	14.245	41.050	36.251	1'37.963	280.3	14'38.481
10	6.397	14.059	40.814	36.225	1'37.495	280.3	16'15.976
11	6.389	14.009	40.354	36.109	1'36.861	281.7	17'52.837
12	6.413	13.971	41.242	37.187	1'38.813	279.5	19'31.650
13	6.394	14.521	42.954	36.719	1'40.588	281.0	21'12.238
14	6.430	14.089	40.946	36.175	1'37.640	278.1	22'49.878
15	6.439	13.933	40.632	36.368	1'37.372	278.1	24'27.250
16	6.442	14.090	40.598	36.228	1'37.358	278.1	26'04.608

52 MANGINI ARMANDO

Lap	Sector 1	Sector 2	Sector 3	Sector 4	Lap Time	km/h	Race Time
1	7.920	17.931	46.037	39.100	1'50.988	177.3	1'50.988
2	6.918	15.574	44.503	38.544	1'45.539	258.2	3'36.527
3	6.960	15.621	43.865	38.673	1'45.119	255.1	5'21.646
4	7.007	15.370	44.735	38.619	1'45.731	253.3	7'07.377
5	7.011	15.738	44.282	38.944	1'45.975	253.3	8'53.352
6	7.048	15.604	44.315	38.617	1'45.584	252.2	10'38.936
7	7.095	15.236	44.249	40.099	1'46.679	250.4	12'25.615
8	7.140	17.212	44.527	38.506	1'47.385	226.8	14'13.000
9	7.054	15.771	44.309	38.145	1'45.279	252.2	15'58.279
10	7.083	15.524	44.238	38.450	1'45.295	249.8	17'43.574
11	7.059	15.289	44.251	39.492	1'46.091	252.2	19'29.665
12	7.017	15.474	45.596	38.674	1'46.761	253.9	21'16.426
13	7.051	15.459	43.839	38.793	1'45.142	253.3	23'01.568
14	7.066	15.586	44.779	38.851	1'46.282	251.6	24'47.850
15	7.070	16.303	44.130	38.862	1'46.365	248.7	26'34.215

57 COPETTI MAURIZIO

Lap	Sector 1	Sector 2	Sector 3	Sector 4	Lap Time	km/h	Race Time
1	6.352	17.418	45.414	39.699	1'48.883	221.2	1'48.883
2	6.505	14.914	43.807	38.253	1'43.479	278.1	3'32.362
3	6.536	15.047	43.739	38.234	1'43.556	276.0	5'15.918
4	6.579	14.694	43.873	38.159	1'43.305	274.6	6'59.223
5	6.643	14.981	43.458	38.256	1'43.338	272.5	8'42.561
6	6.682	15.185	43.880	37.918	1'43.665	271.8	10'26.226
7	6.649	14.891	43.430	38.028	1'42.998	271.8	12'09.224
8	6.640	14.860	43.101	38.102	1'42.703	272.5	13'51.927
9	6.618	14.891	43.357	38.178	1'43.044	272.5	15'34.971
10	6.632	16.726	43.558	38.157	1'45.073	271.8	17'20.044
11	6.621	14.768	43.082	37.694	1'42.165	272.5	19'02.209
12	6.642	14.639	43.202	38.287	1'42.770	271.8	20'44.979
13	6.636	14.753	42.832	38.142	1'42.363	271.8	22'27.342
14	6.674	14.716	43.015	38.435	1'42.840	267.8	24'10.182
15	6.668	15.265	44.597	38.410	1'44.940	271.1	25'55.122

66 STEDING WALTER

Lap	Sector 1	Sector 2	Sector 3	Sector 4	Lap Time	km/h	Race Time
1	6.735	17.882	45.727	39.451	1'49.795	216.4	1'49.795
2	6.753	15.089	44.434	38.689	1'44.965	252.8	3'34.760
3	6.762	15.019	44.141	39.054	1'44.976	263.2	5'19.736

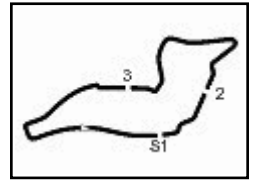
4	6.800	15.281	44.124	38.941	1'45.146	265.8	7'04.882
5	6.774	15.736	44.262	38.952	1'45.724	263.9	8'50.606
6	6.775	15.297	44.272	38.854	1'45.198	265.1	10'35.804
7	6.819	15.364	44.365	39.223	1'45.771	264.5	12'21.575
8	6.883	16.325	45.078	39.047	1'47.333	217.2	14'08.908
9	6.770	16.069	44.744	39.065	1'46.648	263.2	15'55.556
10	6.757	15.657	44.524	39.890	1'46.828	264.5	17'42.384
11	6.843	15.357	44.586	39.691	1'46.477	262.6	19'28.861
12	6.861	15.997	45.415	38.651	1'46.924	255.7	21'15.785
13	6.776	15.467	44.120	38.462	1'44.825	251.6	23'00.610
14	6.776	16.133	44.839	39.040	1'46.788	253.9	24'47.398
15	6.755	15.717	44.723	39.158	1'46.353	259.4	26'33.751

96 HAEZEBROUCK PHILIPPE

Lap	Sector 1	Sector 2	Sector 3	Sector 4	Lap Time	km/h	Race Time
1	6.017	16.921	42.574	37.786	1'43.298		1'43.298
2	6.465	14.841	42.405	37.132	1'40.843	267.8	3'24.141
3	6.445	15.282	44.595	37.488	1'43.810	273.9	5'07.951
4	6.431	14.815	42.668	37.304	1'41.218	275.3	6'49.169
5	6.476	16.214	42.943	37.365	1'42.998	265.8	8'32.167
6	6.452	14.860	42.914	37.502	1'41.728	274.6	10'13.895
7	6.475	14.732	42.746	37.338	1'41.291	273.9	11'55.186
8	6.489	15.029	42.752	37.330	1'41.600	274.6	13'36.786
9	6.462	14.879	43.879	37.277	1'42.497	273.2	15'19.283
10	6.466	15.095	44.089	37.818	1'43.468	273.9	17'02.751
11	6.456	15.407	44.269	37.856	1'43.988	271.1	18'46.739
12	6.423	15.049	43.159	37.750	1'42.381	269.8	20'29.120
13	6.533	15.132	43.539	37.715	1'42.919	266.5	22'12.039
14	6.473	15.001	43.047	39.747	1'44.268	271.1	23'56.307
15	6.472	15.160	44.320	38.046	1'43.998	273.2	25'40.305

P = Pits In/Out - C = Lap-Time Cancelled



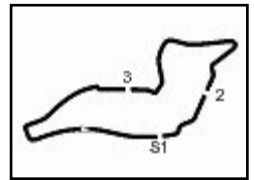


Enzo e Dino Ferrari 4.909 m

Luigi Musso Historic Gran Prix BOSS GP - Lap Chart Race 2

		Lap															
		1	2	3	4	5	6	7	8	9	10	11	12	13	14	15	16
Pos	1	31	2	2	2	2	2	2	2	31	31	31	31	31	31	31	31
	2	2	31	31	31	31	31	31	31	31	37	37	37	37	37	37	37
	3	37	37	37	37	37	37	37	37	37	32	32	32	32	32	32	32
	4	32	32	32	32	32	32	32	32	32	3	3	3	3	3	3	3
	5	3	3	3	3	3	3	3	3	3	13	13	13	13	13	44	44
	6	44	44	13	13	13	13	13	13	13	44	44	44	44	44	25	25
	7	96	13	44	44	44	44	44	44	44	27	27	27	27	27	24	24
	8	13	96	27	27	27	27	27	27	27	25	25	25	25	25	41	41
	9	24	27	25	25	25	25	25	25	24	24	24	24	24	24	96	96
	10	25	25	96	96	24	24	24	24	24	96	41	41	41	41	57	57
	11	27	24	24	24	96	96	96	96	41	96	96	96	96	96	66	66
	12	41	41	41	41	41	41	41	41	41	57	57	57	57	57	52	52
	13	57	57	57	57	57	57	57	57	57	66	66	66	66	66		
	14	66	66	66	66	66	66	66	66	66	52	52	52	52	52		
	15	52	52	52	52	52	52	52	52	52							





Luigi Musso Historic Gran Prix Group C - Top Speeds Free Practice 2nd Session

Enzo e Dino Ferrari 4.909 m

Best Lap:

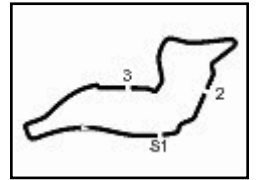
1	27	TANDY Steve	Nissan R90CK	1'40.780
2	111	DONOVAN Mike	Spice SE88	1'42.963
3	170	DREELAN Tommv	Spice SE86	1'44.853
4	60	RICKENBACHER Eric	Cheetah	1'45.765
5	11	LINDBERG Henrik	Lancia LC2	1'46.695
6	21	STUBBER Paul	Veskanda	1'47.168
7	12	KEMPNIH Russel	Porsche 956	1'49.747
8	40	BATEMAN Richard	Spice SE90	1'52.428
9	140	MILES Don	Jauar XJR5	1'53.858
10	16	SCOTT Aaron	Porsche 962	1'54.611

Top Speeds

1	11	LINDBERG Henrik	Lancia LC2	273.2
2	27	TANDY Steve	Nissan R90CK	268.4
3	111	DONOVAN Mike	Spice SE88	267.8
4	60	RICKENBACHER Eric	Cheetah	265.8
5	12	KEMPNIH Russel	Porsche 956	259.4
6	40	BATEMAN Richard	Spice SE90	256.4
7	21	STUBBER Paul	Veskanda	247.6
8	170	DREELAN Tommv	Spice SE86	247.0
9	140	MILES Don	Jauar XJR5	235.2
10	16	SCOTT Aaron	Porsche 962	217.7

Sector 1			Sector 2			Sector 3			Sector 4						
1	27	TANDY S.	5.959	1	27	TANDY S.	14.566	1	27	TANDY S.	42.741	1	27	TANDY S.	37.486
2	11	LINDBERG H.	6.334	2	111	DONOVAN M.	14.598	2	111	DONOVAN M.	43.764	2	111	DONOVAN M.	37.785
3	21	STUBBER P.	6.398	3	170	DREELAN T.	15.219	3	170	DREELAN T.	44.385	3	170	DREELAN T.	38.428
4	60	RICKENBACHER E	6.535	4	60	RICKENBACHER E	15.329	4	60	RICKENBACHER E	45.223	4	60	RICKENBACHER E	38.678
5	170	DREELAN T.	6.617	5	11	LINDBERG H.	15.630	5	11	LINDBERG H.	45.380	5	21	STUBBER P.	38.707
6	111	DONOVAN M.	6.639	6	12	KEMPNIH R.	15.843	6	21	STUBBER P.	46.184	6	11	LINDBERG H.	38.944
7	40	BATEMAN R.	6.860	7	21	STUBBER P.	15.870	7	12	KEMPNIH R.	46.494	7	12	KEMPNIH R.	40.345
8	140	MILES D.	6.964	8	40	BATEMAN R.	16.548	8	40	BATEMAN R.	47.977	8	40	BATEMAN R.	40.942
9	12	KEMPNIH R.	7.023	9	140	MILES D.	16.943	9	16	SCOTT A.	48.566	9	140	MILES D.	41.016
10	16	SCOTT A.	7.023	10	16	SCOTT A.	17.007	10	140	MILES D.	48.833	10	16	SCOTT A.	41.967



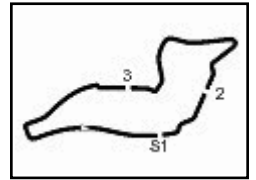


Enzo e Dino Ferrari 4.909 m

Luigi Musso Historic Gran Prix Group C - Ideal Times Free Practice 1st Session

No.	Driver	Car	Sector 1	Sector 2	Sector 3	Sector 4	Ideal Time	Lap Time	Pos.	Diff.
1	21 STUBBER P. (AUS)	Veskanda	6.559	15.723	45.793	38.784	1'46.859	1'47.275	2	0.416
2	111 DONOVAN M. (GBR)	Spice SE88	6.948	15.615	45.160	39.281	1'47.004	1'47.037	1	0.033
3	27 TANDY S. (GBR)	Nissan R90CK	6.329	15.732	46.360	39.140	1'47.561	1'48.444	3	0.883
4	60 RICKENBACHER E. (SUI)	Cheetah	6.975	16.082	46.505	40.022	1'49.584	1'49.621	4	0.037
5	164 WATT A. (GBR)	Argo JM19C	6.978	16.039	46.734	40.403	1'50.154	1'50.395	5	0.241
6	11 LINDBERG H. (DNK)	Lancia LC2	6.770	16.296	47.527	40.489	1'51.082	1'51.571	6	0.489
7	12 KEMPNIH R. (AUS)	Porsche 956	7.097	15.959	47.084	41.207	1'51.347	1'51.609	7	0.262
8	170 DREELAN T. (GBR)	Spice SE86	6.942	17.829	50.058	42.637	1'57.466	1'58.437	8	0.971
9	40 BATEMAN R. (GBR)	Spice SE90	7.136	17.965	50.532	42.935	1'58.568	2'00.013	9	1.445
Overall Ideal Time			6.329	15.615	45.160	38.784	1'45.888			





Enzo e Dino Ferrari 4.909 m

Luigi Musso Historic Gran Prix

Group C - Analysis Free Practice 1st Session

11							
Lap	Sector 1	Sector 2	Sector 3	Sector 4	Lap Time	km/h	Local Time
1	27.352	24.198	58.973	49.331	2'39.854 P	101.8	12:27'52.004
2	8.556	19.437	52.271	45.275	2'05.539	173.4	12:29'57.543
3	7.792	19.001	51.090	42.626	2'00.509	172.3	12:31'58.052
4	7.061	17.900	49.599	43.146	1'57.706	212.1	12:33'55.758
5	6.941	18.170	51.769	3'48.485	5'05.365 P	237.8	12:39'01.123
6	18.890	19.850	49.725	41.961	2'10.426 P	142.5	12:41'11.549
7	6.830	17.127	48.876	41.454	1'54.287	251.0	12:43'05.836
8	6.829	17.032	48.239	41.178	1'53.278	246.4	12:44'59.114
9	6.770	16.744	49.210	41.153	1'53.877	265.1	12:46'52.991
10	6.804	16.751	47.527	40.489	1'51.571	240.4	12:48'44.562
11	6.798	16.831	47.828	40.693	1'52.150	238.3	12:50'36.712
12	6.879	17.312	48.086	41.173	1'53.450	216.4	12:52'30.162
13	6.796	16.296	47.733	42.036	1'52.861	249.3	12:54'23.023

12							
Lap	Sector 1	Sector 2	Sector 3	Sector 4	Lap Time	km/h	Local Time
1	33.921	25.128	1'00.408	1'05.043	3'04.500 P	105.5	12:28'28.649
2	8.849	20.006	56.347	46.710	2'11.912	186.5	12:30'40.561
3	9.138	19.915	53.265	45.044	2'07.362	170.1	12:32'47.923
4	7.338	17.804	49.911	43.674	1'58.727	207.2	12:34'46.650
5	7.232	17.366	49.208	42.739	1'56.545	233.7	12:36'43.195
6	7.211	16.867	47.536	41.207	1'52.821	236.2	12:38'36.016
7	7.097	16.088	48.921	44.888	1'56.994	255.1	12:40'33.010
8	7.120	16.295	47.771	3'53.496	5'04.682 P	247.6	12:45'37.692
9	19.829	19.099	48.508	41.834	2'09.270 P	133.2	12:47'46.962
10	7.148	16.387	47.799	42.086	1'53.420	257.0	12:49'40.382
11	7.180	16.252	48.034	41.475	1'52.941	253.9	12:51'33.323
12	7.157	15.984	47.084	41.384	1'51.609	256.4	12:53'24.932
13	7.124	15.959	47.390	41.298	1'51.771	256.4	12:55'16.703

21							
Lap	Sector 1	Sector 2	Sector 3	Sector 4	Lap Time	km/h	Local Time
1	26.100	25.337	58.349	45.406	2'35.192 P	119.7	12:36'05.192
2	7.668	17.987	49.930	44.231	1'59.816	185.2	12:38'05.008
3	7.242	17.441	50.634	41.162	1'56.479	193.9	12:40'01.487
4	6.685	16.746	50.357	41.042	1'54.830	238.8	12:41'56.317
5	6.792	17.182	48.170	4'11.858	5'24.002 P	214.6	12:47'20.319
6	21.980	18.211	47.587	40.265	2'08.043 P	175.9	12:49'28.362
7	6.570	16.489	46.856	39.314	1'49.229	257.6	12:51'17.591
8	6.559	15.723	46.822	40.035	1'49.139	270.5	12:53'06.730
9	6.734	15.964	45.793	38.784	1'47.275	252.2	12:54'54.005

27							
Lap	Sector 1	Sector 2	Sector 3	Sector 4	Lap Time	km/h	Local Time
1	31.471	22.088	57.973	47.449	2'38.981 P	120.6	12:26'20.267
2	7.604	18.148	50.610	44.230	2'00.592	191.5	12:28'59.248
3	7.093	17.961	49.886	42.045	1'56.985	201.1	12:30'59.840
4	6.873	17.203	48.554	41.761	1'54.391	200.0	12:32'56.825
5	6.418	16.834	46.761	41.163	1'51.176	264.5	12:34'51.216
6	6.384	16.162	47.503	40.111	1'50.160	269.1	12:36'42.392
7	6.383	16.236	49.712	3'19.240	4'31.571 P	260.7	12:38'32.552
8	21.249	17.898	48.380	40.733	2'08.260 P	166.9	12:43'04.123
9	6.419	15.783	46.360	1'00.715	2'09.277	273.9	12:45'12.383
10	6.689	17.123	46.848	40.436	1'51.096	227.3	12:47'21.660
11	6.350	15.981	46.695	39.808	1'48.834	273.9	12:49'12.756
12	6.397	15.732	46.980	39.586	1'48.695	264.5	12:51'01.590
13	6.329	15.943	46.934	39.362	1'48.568	265.8	12:52'50.285
14	6.346	16.176	46.782	39.140	1'48.444	256.4	12:54'38.853

40							
Lap	Sector 1	Sector 2	Sector 3	Sector 4	Lap Time	km/h	Local Time
1	28.973	28.293	1'12.365	59.104	3'08.735 P	82.4	12:25'58.780
2	11.277	23.115	1'03.225	50.941	2'28.558	158.2	12:29'07.515
3	9.192	19.988	57.479	47.617	2'14.276	184.9	12:31'36.073
4	8.221	21.998	54.361	43.375	2'07.955	155.0	12:33'50.349
5	7.284	19.159	53.258	43.632	2'03.333	215.9	12:35'58.304
6	7.320	18.447	53.015	44.014	2'02.796	219.0	12:38'01.637
7	7.334	18.550	52.167	42.935	2'00.986	197.0	12:40'04.433
8	7.136	19.252	53.144	3'20.904	4'40.436 P	206.5	12:42'05.419
9	24.812	19.912	51.637	44.944	2'21.305 P	138.3	12:46'45.855
10	7.361	17.965	51.310	44.728	2'01.364	235.2	12:49'07.160

P = Pits In/Out - C = Lap-Time Cancelled

11	8.200	18.574	54.100	44.124	2'04.998	236.7	12:53'13.522
12	7.260	18.409	50.532	43.812	2'00.013	229.7	12:55'13.535

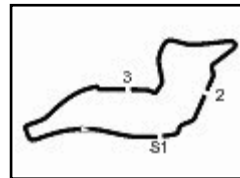
60							
Lap	Sector 1	Sector 2	Sector 3	Sector 4	Lap Time	km/h	Local Time
1	23.223	23.793	59.405	54.076	2'40.497 P	117.6	12:25'49.602
2	8.750	18.364	51.476	45.789	2'04.379	186.2	12:28'30.099
3	7.605	17.046	49.853	42.189	1'56.693	208.4	12:30'34.478
4	7.367	16.526	48.899	10'16.702	11'29.494 P	222.1	12:32'31.171
5	20.021	20.678	53.103	4'34.781	6'08.583 P	139.9	12:44'00.665
6	18.579	18.885	48.753	41.420	2'07.637 P	151.7	12:50'09.248
7	6.975	16.082	46.684	41.939	1'51.680	235.7	12:52'16.885
8	6.975	16.119	46.505	40.022	1'49.621	247.0	12:54'08.565

111							
Lap	Sector 1	Sector 2	Sector 3	Sector 4	Lap Time	km/h	Local Time
1	20.385	23.563	1'05.501	49.301	2'38.750 P	124.1	12:34'12.814
2	9.407	19.385	55.331	44.841	2'08.964	175.6	12:36'51.564
3	7.942	18.356	51.976	44.213	2'02.487	168.5	12:39'00.528
4	7.579	17.579	49.607	42.600	1'57.365	181.2	12:41'03.015
5	7.311	17.131	47.737	41.602	1'53.781	201.8	12:43'04.161
6	7.201	16.394	47.333	40.353	1'51.281	206.1	12:45'15.442
7	7.031	16.371	46.401	41.606	1'51.409	232.6	12:47'32.119
8	7.031	15.974	46.460	40.049	1'49.514	227.3	12:49'23.870
9	6.948	16.112	45.874	40.142	1'49.076	235.7	12:51'15.441
10	7.010	15.966	45.448	39.678	1'48.102	231.6	12:53'06.764
11	6.981	15.615	45.160	39.281	1'47.037	240.4	12:54'08.565

164							
Lap	Sector 1	Sector 2	Sector 3	Sector 4	Lap Time	km/h	Local Time
1	7.332	17.141	51.994	43.983	2'00.450	203.3	12:30'19.661
2	7.331	16.792	49.917	4'17.520	5'31.560 P	216.4	12:32'20.111
3	19.854	17.369	49.343	41.597	2'08.163 P	160.0	12:37'51.671
4	7.160	16.537	48.840	41.170	1'53.707	238.8	12:39'59.834
5	7.130	16.370	47.775	40.984	1'52.259	223.5	12:41'53.541
6	7.107	16.809	47.858	41.383	1'53.157	228.7	12:43'45.800
7	7.165	16.486	47.909	41.602	1'53.162	225.4	12:45'38.957
8	7.069	16.383	47.237	41.062	1'51.751	237.8	12:47'32.119
9	7.103	16.060	46.734	40.498	1'50.395	233.7	12:49'23.870
10	7.007	16.039	48.589	40.864	1'52.499	249.8	12:51'14.265
11	7.392	16.179	47.170	40.403	1'51.144	225.8	12:53'06.764
12	6.978	17.865	47.505	41.807	1'54.155	232.6	12:54'54.005

170							
Lap	Sector 1	Sector 2	Sector 3	Sector 4	Lap Time	km/h	Local Time
1					6'05.559 P		12:29'48.984
2	26.076	21.842	56.677	47.024	2'31.619 P	116.7	12:35'54.543
3	8.085	19.463	54.001	47.223	2'08.772	187.8	12:38'26.162
4	7.542	18.706	51.876	43.669	2'01.793	203.0	12:40'34.934
5	7.585	18.298	51.228	43.688	2'00.799	189.1	12:42'36.727
6	7.442	18.636	50.481	43.949	2'00.508	191.1	12:44'37.526
7	7.459	18.018	50.368	42.637	1'58.482	207.2	12:46'38.034
8	7.371	18.286	50.058	43.108	1'58.823	204.9	12:48'36.516
9	7.246	17.829	50.479	42.883	1'58.437	201.5	12:50'35.339
10	7.092	18.229	50.592	42.978	1'58.891	210.9	12:52'33.776





Enzo e Dino Ferrari 4.909 m

Luigi Musso Historic Gran Prix Group C - Top Speeds Free Practice 1st Session

Best Lap:

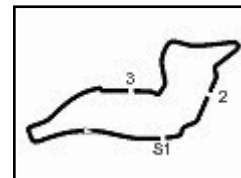
1	111	DONOVAN Mike	Spice SE88	1'47.037
2	21	STUBBER Paul	Veskanda	1'47.275
3	27	TANDY Steve	Nissan R90CK	1'48.444
4	60	RICKENBACHER Eric	Cheetah	1'49.621
5	164	WATT Adrian	Arao JM19C	1'50.395
6	11	LINDBERG Henrik	Lancia LC2	1'51.571
7	12	KEMPNIH Russel	Porsche 956	1'51.609
8	170	DREELAN Tommv	Spice SE86	1'58.437
9	40	BATEMAN Richard	Spice SE90	2'00.013

Top Speeds

1	27	TANDY Steve	Nissan R90CK	273.9
2	21	STUBBER Paul	Veskanda	270.5
3	11	LINDBERG Henrik	Lancia LC2	265.1
4	12	KEMPNIH Russel	Porsche 956	257.0
5	164	WATT Adrian	Arao JM19C	249.8
6	60	RICKENBACHER Eric	Cheetah	247.0
7	111	DONOVAN Mike	Spice SE88	240.4
8	40	BATEMAN Richard	Spice SE90	236.7
9	170	DREELAN Tommv	Spice SE86	212.1

Sector 1		Sector 2		Sector 3		Sector 4									
1	27	TANDY S.	6.329	1	111	DONOVAN M.	15.615	1	111	DONOVAN M.	45.160	1	21	STUBBER P.	38.784
2	21	STUBBER P.	6.559	2	21	STUBBER P.	15.723	2	21	STUBBER P.	45.793	2	27	TANDY S.	39.140
3	11	LINDBERG H.	6.770	3	27	TANDY S.	15.732	3	27	TANDY S.	46.360	3	111	DONOVAN M.	39.281
4	170	DREELAN T.	6.942	4	12	KEMPNIH R.	15.959	4	60	RICKENBACHER E	46.505	4	60	RICKENBACHER E	40.022
5	111	DONOVAN M.	6.948	5	164	WATT A.	16.039	5	164	WATT A.	46.734	5	164	WATT A.	40.403
6	60	RICKENBACHER E	6.975	6	60	RICKENBACHER E	16.082	6	12	KEMPNIH R.	47.084	6	11	LINDBERG H.	40.489
7	164	WATT A.	6.978	7	11	LINDBERG H.	16.296	7	11	LINDBERG H.	47.527	7	12	KEMPNIH R.	41.207
8	12	KEMPNIH R.	7.097	8	170	DREELAN T.	17.829	8	170	DREELAN T.	50.058	8	170	DREELAN T.	42.637
9	40	BATEMAN R.	7.136	9	40	BATEMAN R.	17.965	9	40	BATEMAN R.	50.532	9	40	BATEMAN R.	42.935





Enzo e Dino Ferrari 4.909 m

Luigi Musso Historic Gran Prix Group C - Results Free Practice 2nd Session

Best Lap: = 1'40.780 - 4,909 km - Avg 175,356 km/h

No.	Driver	Team	Car	Class	Time	Gap	Avg	Laps
1	27 TANDY Steve (GBR)	OSBORNE Joe (GBR)	NISSAN R90CK	1	1'40.780		175,356	13
2	111 DONOVAN Mike (GBR)		SPICE SE88	2	1'42.963	2.183	171,638	15
3	170 DREELAN Tommy (GBR)	SCOTT Aaron (GBR)	SPICE SE86	2	1'44.853	4.073	168,545	11
4	60 RICKENBACHER Eric (SUI)		CHEETAH	1	1'45.765	4.985	167,091	8
5	11 LINDBERG Henrik (DNK)		LANCIA LC2	1	1'46.695	5.915	165,635	14
6	21 STUBBER Paul (AUS)		VEKANDA	1	1'47.168	6.388	164,904	4
7	12 KEMPENICH Russel (AUS)		PORSCHE 956	1	1'49.747	8.967	161,029	14
8	40 BATEMAN Richard (GBR)		SPICE SE90	1	1'52.428	11.648	157,189	11
9	140 MILES Don (GBR)		JAGUAR XJR5	2	1'53.858	13.078	155,214	12
10	16 SCOTT Aaron (GBR)	DREELAN Tommy (GBR)	PORSCHE 962	1	1'54.611	13.831	154,195	13

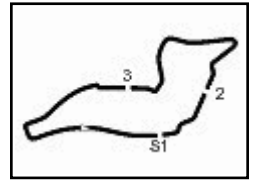
Race Director : Campana Giorgio

Start 16:47
End 17:19

The results are provisional until the end of the time limit for protests and appeals and the completion of the technical checks.

Servizio elaborazione dati e cronometraggio a cura della Federazione Italiana Cronometristi
www.ficr.it



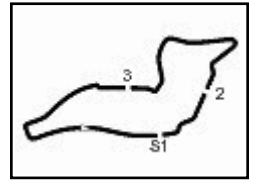


Enzo e Dino Ferrari 4.909 m

Luigi Musso Historic Gran Prix Group C - Ideal Times Free Practice 2nd Session

No.	Driver	Car	Sector 1	Sector 2	Sector 3	Sector 4	Ideal Time	Lap Time	Pos.	Diff.
1	27 TANDY S. (GBR)	Nissan R90CK	5.959	14.566	42.741	37.486	1'40.752	1'40.780	1	0.028
2	111 DONOVAN M. (GBR)	Spice SE88	6.639	14.598	43.764	37.785	1'42.786	1'42.963	2	0.177
3	170 DREELAN T. (GBR)	Spice SE86	6.617	15.219	44.385	38.428	1'44.649	1'44.853	3	0.204
4	60 RICKENBACHER E. (SUI)	Cheetah	6.535	15.329	45.223	38.678	1'45.765	1'45.765	4	0.000
5	11 LINDBERG H. (DNK)	Lancia LC2	6.334	15.630	45.380	38.944	1'46.288	1'46.695	5	0.407
6	21 STUBBER P. (AUS)	Veskanda	6.398	15.870	46.184	38.707	1'47.159	1'47.168	6	0.009
7	12 KEMPNIH R. (AUS)	Porsche 956	7.023	15.843	46.494	40.345	1'49.705	1'49.747	7	0.042
8	40 BATEMAN R. (GBR)	Spice SE90	6.860	16.548	47.977	40.942	1'52.327	1'52.428	8	0.101
9	140 MILES D. (GBR)	Jaguar XJR5	6.964	16.943	48.833	41.016	1'53.756	1'53.858	9	0.102
10	16 SCOTT A. (GBR)	Porsche 962	7.023	17.007	48.566	41.967	1'54.563	1'54.611	10	0.048
Overall Ideal Time			5.959	14.566	42.741	37.486	1'40.752			





Luigi Musso Historic Gran Prix

Group C - Analysis Free Practice 2nd Session

Enzo e Dino Ferrari 4.909 m

11							
Lap	Sector 1	Sector 2	Sector 3	Sector 4	Lap Time	km/h	Local Time
1	7.141	19.694	53.908	41.516	1'54.067	152.2	16:49'45.300
2	6.568	16.765	49.975	40.186	1'52.930	224.0	16:51'39.367
3	6.535	16.261	49.867	40.234	1'50.573	251.6	16:53'32.297
4	6.628	15.766	47.930	40.342	1'50.573	268.4	16:55'22.870
5	6.580	16.152	47.793	40.182	1'50.755	233.7	16:57'13.625
6	6.580	16.852	48.519	3'53.904	5'05.855 P	253.3	17:02'19.480
7	19.995	18.567	48.425	40.048	2'07.035 P	161.0	17:04'26.515
8	6.392	15.630	46.725	39.688	1'48.435	269.8	17:06'14.950
9	6.354	15.791	47.186	42.850	1'52.181	267.8	17:08'07.131
10	6.517	15.739	47.305	40.030	1'49.591	243.6	17:09'56.722
11	6.433	16.836	47.358	39.276	1'49.903	248.1	17:11'46.625
12	6.339	15.687	45.380	39.289	1'46.695	269.1	17:13'33.320
13	6.381	15.868	45.867	40.278	1'48.347	266.5	17:15'21.667
14	6.436	15.905	46.227	38.944	1'47.233	273.2	17:17'08.900
15	6.436	15.905	46.253	39.703	1'48.297	249.3	17:18'57.197

12							
Lap	Sector 1	Sector 2	Sector 3	Sector 4	Lap Time	km/h	Local Time
1	8.051	21.382	58.459	47.807	2'05.820	125.9	16:50'02.192
2	7.345	19.014	54.738	44.017	2'03.710	227.3	16:52'08.012
3	7.110	20.714	52.437	43.214	2'03.710	213.8	16:54'11.722
4	7.052	1'00.576	52.732	42.636	2'43.054	258.2	16:56'54.776
5	7.073	16.639	49.501	41.757	1'54.949	259.4	16:58'49.725
6	7.073	16.528	48.258	43.863	1'55.722	255.7	17:00'45.447
7	8.821	18.267	50.181	41.323	1'58.592	183.4	17:02'44.039
8	7.023	16.408	47.364	40.546	1'51.341	257.0	17:04'35.380
9	7.034	16.003	46.910	41.033	1'50.980	258.8	17:06'26.360
10	7.065	15.843	46.494	40.345	1'49.747	257.6	17:08'16.107
11	7.086	15.949	46.676	42.691	1'52.402	258.2	17:10'08.509
12	7.081	17.230	47.638	42.542	1'54.491	247.0	17:12'03.000
13	7.501	16.139	46.779	41.337	1'51.756	243.1	17:13'54.756
14	7.240	15.984	46.644	41.984	1'51.852	248.7	17:15'46.608
15	9.158	17.816	48.130	42.113	1'57.217	180.9	17:17'43.825

16							
Lap	Sector 1	Sector 2	Sector 3	Sector 4	Lap Time	km/h	Local Time
1					1'30.500 P		16:49'42.839
2	20.397	22.777	1'02.242	49.599	2'35.015 P	132.2	16:51'13.339
3	7.845	19.729	53.889	46.695	2'08.158	190.5	16:53'48.354
4	8.518	19.050	53.702	43.801	2'05.071	170.6	16:55'56.512
5	7.213	17.318	50.734	43.482	1'58.747	202.6	16:57'55.512
6	7.321	17.398	51.059	42.831	1'58.609	201.5	16:59'54.939
7	7.143	17.424	50.499	44.294	1'59.360	211.3	17:01'54.289
8	7.204	17.219	51.116	42.705	1'58.244	217.2	17:03'53.543
9	7.052	17.109	52.492	2'59.690	4'16.343 P	217.2	17:05'56.543
10	21.817	21.103	49.510	42.341	2'14.771 P	115.3	17:08'11.836
11	7.071	17.007	48.566	41.967	1'54.611	213.0	17:10'12.868
12	7.023	17.040	48.967	42.521	1'55.551	217.7	17:11'27.199
13	7.360	17.670	49.791	42.312	1'57.133	200.7	17:12'45.952

21							
Lap	Sector 1	Sector 2	Sector 3	Sector 4	Lap Time	km/h	Local Time
1	6.611	21.354	57.624	56.623	1'36.9	136.9	16:50'11.642
2	6.398	16.781	48.455	39.192	1'51.039	222.6	16:52'02.681
3	6.544	15.870	46.193	38.707	1'47.168	247.6	16:53'49.849
4	6.554	16.408	46.184	56.337	2'05.483	231.2	16:55'55.332
5	9.252	20.194	47.953	42.042	1'59.441	178.8	16:57'54.773

27							
Lap	Sector 1	Sector 2	Sector 3	Sector 4	Lap Time	km/h	Local Time
1	24.270	23.026	58.779	45.400	2'31.475 P	106.7	16:47'57.397
2	6.626	16.179	46.907	40.594	1'50.306	226.8	16:50'28.872
3	6.345	15.539	47.280	38.629	1'47.793	243.6	16:52'19.178
4	6.341	15.185	45.027	41.257	1'47.810	245.3	16:54'06.971
5	7.013	15.399	44.257	38.439	1'45.108	218.1	16:55'54.781
6	6.335	15.174	44.496	38.580	1'44.585	248.1	16:57'39.889
7	6.322	15.220	44.360	38.386	1'44.288	249.3	16:59'24.474
8	6.311	15.417	43.521	37.889	1'43.138	248.1	17:01'08.762
9	6.015	15.090	44.119	3'17.714	4'22.938 P	260.0	17:02'51.900
10	20.301	16.092	46.041	38.226	2'00.660 P	187.5	17:04'14.838
11	5.987	14.566	42.741	37.486	1'40.780	266.5	17:05'56.278
12	5.959	15.262	43.385	39.508	1'44.114	260.7	17:07'41.401
13	6.013	14.792	43.650	37.754	1'42.209	268.4	17:09'23.601

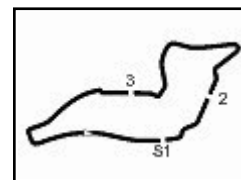
40							
Lap	Sector 1	Sector 2	Sector 3	Sector 4	Lap Time	km/h	Local Time
1	29.919	31.616	1'15.294	56.000	3'12.829 P		16:47'51.530
2	10.507	23.396	1'00.366	44.327	2'18.596	158.9	16:51'04.359
3	7.221	19.391	50.954	42.576	2'00.142	198.5	16:53'22.955
4	7.202	18.019	50.372	42.671	1'58.264	216.8	16:55'23.097
5	6.920	17.306	49.646	42.086	1'55.958	255.1	16:57'21.361
6	6.941	17.199	49.013	42.244	1'55.397	245.9	16:59'17.319
7	6.860	16.758	49.213	42.362	1'55.193	256.4	17:01'12.716
8	6.928	17.037	49.704	41.442	1'55.111	243.6	17:03'07.909
9	6.950	16.728	49.065	41.286	1'54.029	256.4	17:05'03.020
10	6.938	18.706	55.773	42.744	2'04.161	239.9	17:06'57.049
11	6.961	16.548	47.977	40.942	1'52.428	249.8	17:08'51.210

60							
Lap	Sector 1	Sector 2	Sector 3	Sector 4	Lap Time	km/h	Local Time
1	23.230	21.493	58.044	44.267	2'27.034 P	139.0	16:48'10.595
2	7.209	16.960	49.564	40.515	1'54.248	213.4	16:50'37.629
3	7.186	16.106	47.297	40.629	1'51.218	228.7	16:52'31.877
4	6.869	15.848	46.227	4'13.770	5'22.714 P	241.5	16:54'23.095
5	18.755	19.103	48.893	40.171	2'06.922 P	147.8	16:56'45.809
6	6.694	16.828	46.867	40.445	1'50.834	253.9	17:01'52.731
7	6.624	15.846	46.255	39.190	1'47.915	258.2	17:03'43.565
8	6.535	15.329	45.223	38.678	1'45.765	265.8	17:05'31.480
9	6.535	15.329	45.223	38.678	1'45.765	265.8	17:07'17.245

111							
Lap	Sector 1	Sector 2	Sector 3	Sector 4	Lap Time	km/h	Local Time
1	16.833	20.050	56.477	44.188	2'17.548 P	159.3	16:48'18.798
2	7.285	17.045	48.885	40.509	1'53.724	215.5	16:50'36.346
3	6.986	15.637	48.371	39.762	1'50.756	238.8	16:52'30.070
4	6.941	15.528	45.294	38.880	1'46.643	240.9	16:54'20.826
5	6.904	15.295	45.761	39.086	1'47.046	245.9	16:56'07.469
6	6.926	15.294	44.371	38.845	1'45.436	238.3	16:57'54.515
7	6.885	15.352	44.499	38.698	1'45.434	243.1	16:59'39.951
8	6.909	15.180	44.901	3'38.901	4'45.891 P	235.7	17:01'25.385
9	18.354	16.705	46.233	39.268	2'00.560 P	167.2	17:03'11.276
10	6.689	15.206	45.443	38.342	1'45.680	255.1	17:04'51.516
11	6.646	15.598	44.573	38.456	1'45.273	251.0	17:06'41.799
12	6.701	14.946	44.486	38.573	1'44.706	242.6	17:08'27.485
13	6.643	14.598	44.128	38.416	1'43.785	265.8	17:10'11.280
14	6.639	14.830	44.351	38.733	1'44.553	267.8	17:11'55.833
15	6.640	14.774	43.764	37.785	1'42.963	252.8	17:13'38.796

140							
Lap	Sector 1	Sector 2	Sector 3	Sector 4	Lap Time	km/h	Local Time
1	27.345	29.093	1'18.562	57.410	3'12.410 P		16:48'51.363
2	9.569	23.939	1'04.429	50.909	2'28.846	171.4	16:52'03.773
3	8.310	20.126	59.303	48.352	2'16.091	191.5	16:54'32.619
4	8.337	19.499	55.606	3'17.945	4'41.387 P	176.8	16:56'48.710
5	24.255	21.955	57.341	47.006	2'30.557 P	128.5	17:01'30.097
6	7.314	17.861	53.834	44.974	2'03.983	213.8	17:03'00.654
7	7.197	17.927	53.614	44.129	2'02.867	224.9	17:04'47.504
8	7.331	17.955	51.583	43.544	2'00.413	231.1	17:06'30.917
9	7.111	17.441	50.778	42.579	1'57.909	225.4	17:08'10.517
10	7.003	16.943	49.335	41.328	1'54.609	235.2	17:10'00.435
11	6.964	17.070	48.944	41.481	1'54.459	233.1	17:11'54.894
12	7.014	16.995	48.833	41.016	1'53.858	231.2	17:13'48.752

170							
Lap	Sector 1	Sector 2	Sector 3	Sector 4	Lap Time	km/h	Local Time
1	23.320	22.072	53.090	43.837	2'22.319 P	100.6	16:49'31.084
2	6.932	16.359	47.408	43.344	1'54.043	217.7	16:51'53.403
3	7.874	20.047	53.114	44.777	2'05.812	196.0	16:53'47.446
4	9.065	16.601	46.201	39.403	1'51.270		



Enzo e Dino Ferrari 4.909 m

Luigi Musso Historic Gran Prix Group C - Results Free Practice 1st Session

Best Lap: = 1'47.037 - 4,909 km - Avg 165,106 km/h

No.	Driver	Team	Car	Class	Time	Gap	Avg Laps
1	111 DONOVAN Mike (GBR)		SPICE SE88	2	1'47.037		165,106 11
2	21 STUBBER Paul (AUS)		VESKANDA	1	1'47.275	0.238	164,739 9
3	27 TANDY Steve (GBR)	OSBORNE Joe (GBR)	NISSAN R90CK	1	1'48.444	1.407	162,963 14
4	60 RICKENBACHER Eric (SUI)		CHEETAH	1	1'49.621	2.584	161,214 8
5	164 WATT Adrian (GBR)		ARGO JM19C	2	1'50.395	3.358	160,083 12
6	11 LINDBERG Henrik (DNK)		LANCIA LC2	1	1'51.571	4.534	158,396 13
7	12 KEMPENICH Russel (AUS)		PORSCHE 956	1	1'51.609	4.572	158,342 13
8	170 DREELAN Tommy (GBR)	SCOTT Aaron (GBR)	SPICE SE86	2	1'58.437	11.400	149,214 10
9	40 BATEMAN Richard (GBR)		SPICE SE90	1	2'00.013	12.976	147,254 12

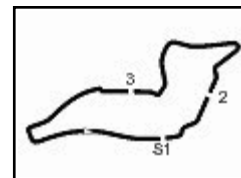
Race Director : Campana Giorgio

Start 12:25
End 12:57

The results are provisional until the end of the time limit for protests and appeals and the completion of the technical checks.

Servizio elaborazione dati e cronometraggio a cura della Federazione Italiana Cronometristi
www.ficr.it





Enzo e Dino Ferrari 4.909 m

Luigi Musso Historic Gran Prix Group C - Top Speeds Qualifying 2nd Session

Best Lap:

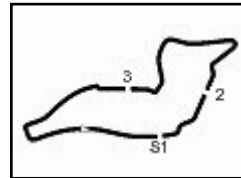
1	27 TANDY Steve	Nissan R90CK	1'41.266
2	111 DONOVAN Mike	Spice SE88	1'44.789
3	21 STUBBER Paul	Veskanda	1'45.132
4	60 RICKENBACHER Eric	Cheetah	1'45.200
5	33 LINDBERG Henrik	Porsche 962	1'47.374
6	40 BATEMAN Richard	Spice SE90	1'48.847
7	164 WATT Adrian	Arco JM19C	1'49.085
8	170 DREELAN Tommv	Spice SE86	1'49.228
9	12 KEMPNICh Russel	Porsche 956	1'50.282
10	140 MILES Don	Jaquar XJR5	1'51.589

Top Speeds

1	21 STUBBER Paul	Veskanda	286.2
2	27 TANDY Steve	Nissan R90CK	281.7
3	60 RICKENBACHER Eric	Cheetah	269.1
4	40 BATEMAN Richard	Spice SE90	268.4
5	111 DONOVAN Mike	Spice SE88	262.6
6	12 KEMPNICh Russel	Porsche 956	259.4
7	164 WATT Adrian	Arco JM19C	259.4
8	140 MILES Don	Jaquar XJR5	258.8
9	33 LINDBERG Henrik	Porsche 962	253.3
10	170 DREELAN Tommv	Spice SE86	245.3

Sector 1			Sector 2			Sector 3			Sector 4		
1	27 TANDY S.	5.929	1	27 TANDY S.	14.845	1	27 TANDY S.	42.846	1	27 TANDY S.	37.448
2	33 LINDBERG H.	6.159	2	111 DONOVAN M.	14.845	2	21 STUBBER P.	43.841	2	60 RICKENBACHER E	38.506
3	21 STUBBER P.	6.357	3	21 STUBBER P.	14.976	3	60 RICKENBACHER E	44.042	3	21 STUBBER P.	38.669
4	60 RICKENBACHER E	6.558	4	60 RICKENBACHER E	15.226	4	111 DONOVAN M.	44.238	4	111 DONOVAN M.	38.713
5	170 DREELAN T.	6.607	5	12 KEMPNICh R.	15.655	5	164 WATT A.	45.825	5	33 LINDBERG H.	38.958
6	111 DONOVAN M.	6.611	6	33 LINDBERG H.	15.781	6	40 BATEMAN R.	45.933	6	40 BATEMAN R.	39.789
7	40 BATEMAN R.	6.612	7	164 WATT A.	15.788	7	33 LINDBERG H.	45.968	7	170 DREELAN T.	39.970
8	140 MILES D.	6.649	8	170 DREELAN T.	15.923	8	170 DREELAN T.	46.349	8	164 WATT A.	40.088
9	164 WATT A.	6.811	9	40 BATEMAN R.	16.007	9	12 KEMPNICh R.	46.629	9	140 MILES D.	40.429
10	12 KEMPNICh R.	7.102	10	140 MILES D.	16.484	10	140 MILES D.	47.515	10	12 KEMPNICh R.	40.618



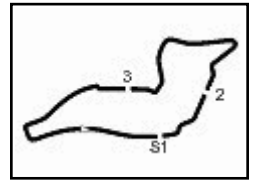


Enzo e Dino Ferrari 4.909 m

Luigi Musso Historic Gran Prix Group C - Ideal Times Qualifying 1st Session

No.	Driver	Car	Sector 1	Sector 2	Sector 3	Sector 4	Ideal Time	Lap Time	Pos.	Diff.
1	27 TANDY S. (GBR)	Nissan R90CK	5.830	14.383	42.734	37.065	1'40.012	1'40.090	1	0.078
2	111 DONOVAN M. (GBR)	Spice SE88	6.526	14.359	43.071	37.381	1'41.337	1'41.707	2	0.370
3	170 DREELAN T. (GBR)	Spice SE86	6.538	14.963	42.965	37.698	1'42.164	1'42.172	3	0.008
4	60 RICKENBACHER E. (SUI)	Cheetah	6.510	15.103	43.977	38.232	1'43.822	1'44.461	6	0.639
5	33 LINDBERG H.	Porsche 962	6.075	15.150	44.516	38.110	1'43.851	1'44.189	4	0.338
6	21 STUBBER P. (AUS)	Veskanda	6.299	15.301	44.236	38.177	1'44.013	1'44.323	5	0.310
7	12 KEMPNIH R. (AUS)	Porsche 956	7.069	15.506	45.326	39.596	1'47.497	1'47.971	8	0.474
8	164 WATT A. (GBR)	Argo JM19C	6.830	15.478	45.782	39.766	1'47.856	1'47.856	7	0.000
9	40 BATEMAN R. (GBR)	Spice SE90	6.622	16.173	46.496	40.115	1'49.406	1'49.746	9	0.340
10	140 MILES D. (GBR)	Jaguar XJR5	6.607	16.332	47.789	40.708	1'51.436	1'52.087	10	0.651
11	16 SCOTT A. (GBR)	Porsche 962	6.932	16.654	47.273	41.116	1'51.975	1'52.560	11	0.585
Overall Ideal Time			5.830	14.359	42.734	37.065	1'39.988			





Enzo e Dino Ferrari 4.909 m

Luigi Musso Historic Gran Prix

Group C - Analysis Qualifying 1st Session

12 Kempnich Russel

Lap	Sector 1	Sector 2	Sector 3	Sector 4	Lap Time	km/h	Local Time
1	24.721	27.932	1'03.613	50.550	2'46.816 P	106.5	10:54'33.121
2	8.507	18.543	53.517	45.988	2'06.555	203.3	10:56'39.676
3	7.740	17.979	49.230	41.629	1'56.578	241.5	10:58'36.254
4	8.438	16.850	47.014	59.513	2'11.815	203.0	11:00'48.069
5	7.266	16.143	45.821	40.693	1'49.923	252.8	11:02'37.992
6	7.173	16.167	46.302	40.906	1'50.548	241.5	11:04'28.540
7	8.428	16.318	46.021	42.791	1'53.558	199.2	11:06'22.098
8	7.227	16.469	48.686	8'40.934	9'53.316 P	225.4	11:16'15.414
9	25.105	19.906	50.680	44.600	2'20.291 P	115.7	11:18'35.705
10	7.390	16.632	47.601	41.623	1'53.246	237.2	11:20'28.951
11	7.313	16.102	46.893	42.259	1'52.567	249.3	11:22'21.518
12	7.224	15.901	45.955	40.384	1'49.464	253.9	11:24'10.982
13	7.134	15.721	45.584	40.217	1'48.656	255.7	11:25'59.638
14	7.177	15.810	45.461	39.596	1'48.044	254.5	11:27'47.682
15	7.069	15.506	45.326	40.070	1'47.971	253.3	11:29'35.653
16	7.178	15.920	45.842	39.938	1'48.878	253.9	11:31'24.531
17	7.442	18.724	51.128	46.361	2'03.655	211.7	11:33'28.186

16 Scott Aaron

Lap	Sector 1	Sector 2	Sector 3	Sector 4	Lap Time	km/h	Local Time
1	25.497	23.149	57.214	47.380	2'33.240 P	116.6	10:54'41.776
2	7.813	19.376	51.298	43.026	2'01.513	190.8	10:56'43.289
3	7.260	17.581	49.555	42.623	1'57.019	198.5	10:58'40.308
4	7.215	17.687	49.022	43.762	1'57.686	194.9	11:00'37.994
5	7.008	16.755	48.340	41.779	1'53.882	212.1	11:02'31.876
6	7.058	16.654	47.855	41.745	1'53.312	212.5	11:04'25.188
7	6.992	17.218	48.652	42.601	1'55.463	210.1	11:06'20.651
8	7.093	17.383	48.800	45.749	1'59.025	213.8	11:08'19.676
9	7.506	16.949	49.332	5'19.091	6'32.878 P	212.5	11:14'52.554
10	23.037	18.995	51.481	43.206	2'16.719 P	131.0	11:17'09.273
11	7.190	16.920	48.102	42.046	1'54.258	207.6	11:19'03.531
12	7.124	17.258	48.995	41.860	1'55.237	217.7	11:20'58.768
13	7.022	16.884	50.747	41.952	1'56.605	218.1	11:22'55.373
14	7.071	16.949	47.823	41.640	1'53.483	211.7	11:24'48.856
15	6.932	16.819	48.304	41.116	1'53.171	219.4	11:26'42.027
16	6.973	16.842	47.273	41.472	1'52.560	214.6	11:28'34.587

21 Stubber Paul

Lap	Sector 1	Sector 2	Sector 3	Sector 4	Lap Time	km/h	Local Time
1	22.521	21.037	52.076	44.103	2'19.737 P	136.6	10:51'23.115
2	8.323	17.651	46.579	39.619	1'52.172	178.5	10:53'42.852
3	6.438	15.722	45.273	39.394	1'46.827	253.9	10:57'21.851
4	6.378	15.692	45.247	38.481	1'45.798	276.7	10:59'07.649
5	6.408	15.599	44.565	38.794	1'45.366	257.6	11:00'53.015
6	6.525	15.805	44.474	38.649	1'45.453	236.2	11:02'38.468
7	6.414	15.496	44.236	38.177	1'44.323	248.1	11:04'22.791
8	6.416	15.376	46.144	43.269	1'51.205	258.2	11:06'13.996
9	9.003	19.943	57.154	48.373	2'14.473	182.7	11:08'28.469
10	8.808	19.160	53.481	8'09.831	9'31.280 P	173.9	11:17'59.749
11	22.316	21.559	55.415	45.368	2'24.658 P	139.0	11:20'24.407
12	7.788	17.898	51.961	42.216	1'59.863	219.4	11:22'24.270
13	6.929	16.528	46.329	40.308	1'50.094	231.6	11:24'14.364
14	6.405	15.633	45.148	38.236	1'45.422	239.3	11:25'59.786
15	6.299	15.485	45.560	38.915	1'46.259	265.1	11:27'46.045
16	6.357	15.301	44.788	38.899	1'45.345	252.2	11:29'31.390

27 Tandy Steve

Lap	Sector 1	Sector 2	Sector 3	Sector 4	Lap Time	km/h	Local Time
1	25.384	24.773	59.198	46.586	2'35.941 P		10:51'05.369
2	9.020	18.049	53.759	41.789	2'02.617	184.6	10:53'41.310
3	5.880	15.192	44.094	38.508	1'43.674	271.8	10:57'27.601
4	6.309	16.794	45.157	39.711	1'47.971	240.4	10:59'15.572
5	5.881	14.856	42.734	37.181	1'40.652	258.8	11:00'56.224
6	6.130	15.904	45.321	42.327	1'49.682	237.2	11:02'45.906
7	5.830	14.459	42.736	37.065	1'40.090	276.0	11:04'25.996
8	6.554	18.374	58.581	39.410	2'02.919	218.5	11:06'28.915
9	5.834	14.383	47.283	6'41.165	7'48.665 P	270.5	11:14'17.580
10	24.218	21.090	55.881	44.361	2'25.550 P	145.4	11:16'43.130
11	6.979	17.329	48.020	39.555	1'51.883	219.4	11:18'35.013
12	6.327	16.005	1'03.074	40.544	2'05.950	260.0	11:20'40.963
13	6.273	15.513	45.926	38.746	1'46.458	260.7	11:22'27.421
14	6.345	15.833	45.194	38.141	1'45.513	235.2	11:24'12.934

15	6.389	15.946	44.986	38.942	1'46.263	230.2	11:25'59.197
16	6.295	15.321	46.061	38.295	1'45.972	260.0	11:27'45.169
17	6.314	15.517	45.113	38.891	1'45.835	260.7	11:29'31.004
18	6.602	16.118	44.298	38.403	1'45.421	226.8	11:31'16.425

33 Lindberg Eyewear

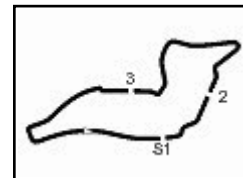
Lap	Sector 1	Sector 2	Sector 3	Sector 4	Lap Time	km/h	Local Time
1	19.990	19.721	50.987	40.751	2'11.449 P	163.7	10:55'08.809
2	6.413	16.416	46.862	39.604	1'49.295	257.0	10:56'58.104
3	6.417	16.187	46.750	39.839	1'49.193	235.2	10:58'47.297
4	6.456	16.500	47.923	46.394	1'57.273	235.2	11:00'44.570
5	6.467	16.868	48.115	5'40.425	6'51.875 P	244.8	11:07'36.445
6	19.146	21.545	54.174	42.248	2'17.113 P	141.0	11:09'53.558
7	6.949	17.419	46.747	38.607	1'49.722	199.6	11:11'43.280
8	6.202	15.503	45.359	38.415	1'45.479	251.0	11:13'28.759
9	6.171	15.479	45.726	38.736	1'46.112	254.5	11:15'14.871
10	6.236	15.912	46.202	38.955	1'47.305	240.9	11:17'02.176
11	6.308	16.574	53.489	5'07.944	6'24.315 P	224.0	11:23'26.491
12	18.959	18.730	48.516	38.610	2'04.815 P	163.7	11:25'31.306
13	6.107	15.150	44.822	38.110	1'44.189	269.1	11:27'15.495
14	6.075	15.302	44.516	38.486	1'44.379	269.1	11:28'59.874
15	6.117	15.322	44.771	38.770	1'44.980	261.3	11:30'44.854
16	6.146	15.329	44.850	38.878	1'45.203	267.1	11:32'30.057
17	6.193	15.610	45.505	38.826	1'46.134	257.0	11:34'16.191
18	6.205	15.591	45.481	38.591	1'45.868	253.9	11:36'02.059

40 Bateman Richard

Lap	Sector 1	Sector 2	Sector 3	Sector 4	Lap Time	km/h	Local Time
1	28.244	26.496	1'06.258	53.425	2'54.423 P		10:51'38.982
2	10.130	21.838	53.741	42.271	2'07.980	161.7	10:54'33.405
3	7.182	18.796	49.646	40.685	1'56.309	198.1	10:58'37.694
4	7.842	21.560	57.844	49.056	2'16.302	162.2	11:00'53.996
5	7.087	18.362	48.157	43.874	1'57.480	226.3	11:02'51.476
6	6.639	16.656	47.357	40.197	1'50.849	249.8	11:04'42.325
7	6.685	16.437	47.038	40.187	1'50.347	259.4	11:06'32.672
8	6.622	16.566	46.764	40.246	1'50.098	255.1	11:08'22.770
9	6.682	16.418	51.472	49.629	2'04.201	247.6	11:10'26.971
10	6.962	16.173	46.496	40.115	1'49.746	247.6	11:12'16.717

60 Ecurie Basilli

Lap	Sector 1	Sector 2	Sector 3	Sector 4	Lap Time	km/h	Local Time
1	24.152	23.238	59.209	48.842	2'35.441 P	115.9	10:51'11.167
2	8.151	18.420	52.474	43.971	2'03.016	196.7	10:53'46.608
3	7.027	16.422	46.485	39.603	1'49.537	234.2	10:55'49.624
4	6.618	15.431	44.674	39.100	1'45.823	260.0	10:59'24.984
5	6.649	15.603	46.774	39.336	1'48.362	242.6	11:01'13.346
6	6.510	15.193	44.344	38.505	1'44.552	263.9	11:02'57.898
7	7.243	18.291	56.188	6'03.967	7'25.689 P	195.6	11:10'23.587
8	21.405	20.558	49.618	40.838	2'12.419 P	130.3	11:12'36.006
9	6.698	15.600	45.203	38.858	1'46.359	249.3	11:14'22.365
10	6.661	17.167	44.388	38.760	1'46.976	250.4	11:16'09.341
11	6'09.820	15.647	43.977	38.512	1'44.856	232.6	11:17'54.197
12	6.599	15.103	44.117	38.642	1'44.461	261.3	11:19'38.658
13	7.790	19.771	56.895	6'10.171	7'34.627 P	174.2	11:27'13.285
14	21.063	20.619	52.681	42.975	2'17.338 P	129.7	11:29'30.623
15	6.766	15.441	44.272	38.630	1'45.109	235.2	11:31'15.732
16	6.675	15.729	44.065	38.232	1'44.701	240.9	11:33'00.433



Enzo e Dino Ferrari 4.909 m

Luigi Musso Historic Gran Prix Group C - Analysis Qualifying 1st Session

2 / 2

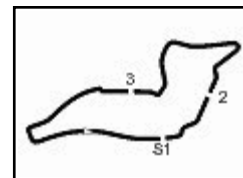
140 Miles Don							
Lap	Sector 1	Sector 2	Sector 3	Sector 4	Lap Time	km/h	Local Time
1	2'03.169	24.511	59.875	49.314	4'16.869 P	104.4	10:51'00.530
2	8.408	19.661	55.426	45.292	2'08.787	204.1	10:57'26.186
3	7.186	17.670	49.894	42.095	1'56.845	228.7	10:59'23.031
4	7.126	16.672	49.301	42.028	1'55.127	243.1	11:01'18.158
5	6.783	16.679	48.295	41.296	1'53.053	253.9	11:03'11.211
6	6.775	16.542	49.006	42.075	1'54.398	262.6	11:05'05.609
7	6.707	17.846	47.789	41.043	1'53.385	258.8	11:06'58.994
8	6.660	16.880	47.839	40.708	1'52.087	264.5	11:08'51.081

164 Watt Adrian							
Lap	Sector 1	Sector 2	Sector 3	Sector 4	Lap Time	km/h	Local Time
1	20.161	21.706	57.121	46.403	2'25.391 P	130.3	10:51'34.326
2	7.395	17.839	50.774	42.999	1'59.007	217.7	10:55'58.724
3	7.109	16.433	48.385	42.381	1'54.308	235.7	10:57'53.032
4	7.087	16.093	48.700	1'03.155	2'15.035	240.9	11:00'08.067
5	7.269	16.266	48.385	41.980	1'53.900	235.7	11:02'01.967
6	7.087	15.948	46.747	40.586	1'50.368	229.2	11:03'52.335
7	6.977	15.958	46.718	5'29.940	6'39.593 P	240.4	11:10'31.928
8	20.195	18.140	47.515	40.716	2'06.566 P	147.0	11:12'38.494
9	6.939	15.772	46.157	39.937	1'48.805	248.1	11:14'27.299
10	6.873	15.722	46.059	39.903	1'48.557	241.5	11:16'15.856
11	6.830	15.478	45.782	39.766	1'47.856	252.8	11:18'03.712
12	6.835	15.712	47.355	41.515	1'51.417	251.0	11:19'55.129

170 Dreehan Tommy							
Lap	Sector 1	Sector 2	Sector 3	Sector 4	Lap Time	km/h	Local Time
1	24.195	23.644	59.369	2'32.481	4'19.689 P	114.8	10:56'16.004
2	25.785	18.306	49.380	40.729	2'14.200 P	149.0	10:58'30.204
3	6.745	15.816	44.687	38.688	1'45.936	231.6	11:00'16.140
4	6.622	15.191	43.738	39.620	1'45.171	247.6	11:02'01.311
5	6.602	15.015	43.691	38.387	1'43.695	253.9	11:03'45.006
6	6.645	16.716	48.349	6'57.797	8'09.507 P	235.2	11:11'54.513
7	23.689	23.446	54.377	44.256	2'25.768 P	108.7	11:14'20.281
8	7.459	20.458	46.889	39.167	1'53.973	200.3	11:16'14.254
9	6.618	15.197	43.574	38.181	1'43.570	241.5	11:17'57.824
10	6.546	14.963	42.965	37.698	1'42.172	253.9	11:19'39.996
11	6.971	18.071	44.487	38.791	1'48.320	196.0	11:21'28.316
12	6.538	16.012	48.753	39.553	1'50.856	258.8	11:23'19.172
13	6.560	15.096	43.140	37.831	1'42.627	249.3	11:25'01.799

P = Pits In/Out - C = Lap-Time Cancelled





Enzo e Dino Ferrari 4.909 m

Luigi Musso Historic Gran Prix Group C - Top Speeds Qualifying 1st Session

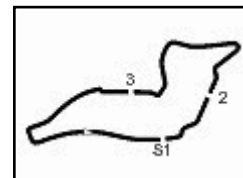
Best Lap:

1	27 TANDY Steve	Nissan R90CK	1'40.090
2	111 DONOVAN Mike	Spice SE88	1'41.707
3	170 DREELAN Tommy	Spice SE86	1'42.172
4	33 LINDBERG Henrik	Porsche 962	1'44.189
5	21 STUBBER Paul	Veskanda	1'44.323
6	60 RICKENBACHER Eric	Cheetah	1'44.461
7	164 WATT Adrian	Arao JM19C	1'47.856
8	12 KEMPNICh Russel	Porsche 956	1'47.971
9	40 BATEMAN Richard	Spice SE90	1'49.746
10	140 MILES Don	Jaquar XJR5	1'52.087
11	16 SCOTT Aaron	Porsche 962	1'52.560

Top Speeds

1	21 STUBBER Paul	Veskanda	276.7
2	27 TANDY Steve	Nissan R90CK	276.0
3	33 LINDBERG Henrik	Porsche 962	269.1
4	111 DONOVAN Mike	Spice SE88	268.4
5	140 MILES Don	Jaquar XJR5	266.5
6	60 RICKENBACHER Eric	Cheetah	263.9
7	40 BATEMAN Richard	Spice SE90	259.4
8	170 DREELAN Tommy	Spice SE86	258.8
9	12 KEMPNICh Russel	Porsche 956	255.7
10	164 WATT Adrian	Arao JM19C	252.8
11	16 SCOTT Aaron	Porsche 962	219.4

Sector 1			Sector 2			Sector 3			Sector 4		
1	27 TANDY S.	5.830	1	111 DONOVAN M.	14.359	1	27 TANDY S.	42.734	1	27 TANDY S.	37.065
2	33 LINDBERG H.	6.075	2	27 TANDY S.	14.383	2	170 DREELAN T.	42.965	2	111 DONOVAN M.	37.381
3	21 STUBBER P.	6.299	3	170 DREELAN T.	14.963	3	111 DONOVAN M.	43.071	3	170 DREELAN T.	37.698
4	60 RICKENBACHER E	6.510	4	60 RICKENBACHER E	15.103	4	60 RICKENBACHER E	43.977	4	33 LINDBERG H.	38.110
5	111 DONOVAN M.	6.526	5	33 LINDBERG H.	15.150	5	21 STUBBER P.	44.236	5	21 STUBBER P.	38.177
6	170 DREELAN T.	6.538	6	21 STUBBER P.	15.301	6	33 LINDBERG H.	44.516	6	60 RICKENBACHER E	38.232
7	140 MILES D.	6.607	7	164 WATT A.	15.478	7	12 KEMPNICh R.	45.326	7	12 KEMPNICh R.	39.596
8	40 BATEMAN R.	6.622	8	12 KEMPNICh R.	15.506	8	164 WATT A.	45.782	8	164 WATT A.	39.766
9	164 WATT A.	6.830	9	40 BATEMAN R.	16.173	9	40 BATEMAN R.	46.496	9	40 BATEMAN R.	40.115
10	16 SCOTT A.	6.932	10	140 MILES D.	16.332	10	16 SCOTT A.	47.273	10	140 MILES D.	40.708
11	12 KEMPNICh R.	7.069	11	16 SCOTT A.	16.654	11	140 MILES D.	47.789	11	16 SCOTT A.	41.116



Enzo e Dino Ferrari 4.909 m

Luigi Musso Historic Gran Prix Group C - Results Qualifying 2nd Session

Best Lap: = 1'41.266 - 4,909 km - Avg 174,515 km/h

No.	Driver	Team	Car	Class	Time	Gap	Avg	Laps
1	27 TANDY STEVE TANDY Steve (GBR)	OSBORNE Joe (GBR)	NISSAN R90CK	1	1'41.266		174,515	13
2	111 DONOVAN MIKE DONOVAN Mike (GBR)		SPICE SE88	2	1'44.789	3.523	168,647	3
3	21 STUBBER PAUL STUBBER Paul (AUS)		VESKANDA	1	1'45.132	3.866	168,097	3
4	60 ECURIE BASILLI RICKENBACHER Eric (SUI)		CHEETAH	1	1'45.200	3.934	167,989	12
5	33 LINDBERG EYEWEAR LINDBERG Henrik		PORSCHE 962	1	1'47.374	6.108	164,587	16
6	40 BATEMAN RICHARD BATEMAN Richard (GBR)		SPICE SE90	1	1'48.847	7.581	162,360	13
7	164 WATT ADRIAN WATT Adrian (GBR)		ARGO JM19C	2	1'49.085	7.819	162,006	10
8	170 DREELAN TOMMY DREELAN Tommy (GBR)	SCOTT Aaron (GBR)	SPICE SE86	2	1'49.228	7.962	161,794	13
9	12 KEMPNICH RUSSEL KEMPNICH Russel (AUS)		PORSCHE 956	1	1'50.282	9.016	160,247	13
10	140 MILES DON MILES Don (GBR)		JAGUAR XJR5	2	1'51.589	10.323	158,370	12

Humidity:	61%	AIR	19°C
Condition:	Dry	Temp:	29°C

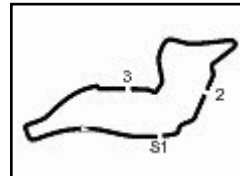
Race Director : Campana Giorgio

Start	End
20/10/2012 15:16	16:02

The results are provisional until the end of the time limit for protests and appeals and the completion of the technical checks.

Servizio elaborazione dati e cronometraggio a cura della Federazione Italiana Cronometristi
www.ficr.it



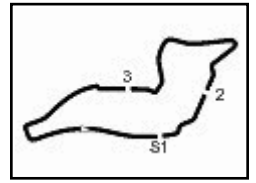


Enzo e Dino Ferrari 4.909 m

Luigi Musso Historic Grand Prix Group C - Ideal Times Qualifying 2nd Session

No.	Driver	Car	Sector 1	Sector 2	Sector 3	Sector 4	Ideal Time	Lap Time	Pos.	Diff.
1	27 TANDY S. (GBR)	Nissan R90CK	5.929	14.845	42.846	37.448	1'41.068	1'41.266	1	0.198
2	21 STUBBER P. (AUS)	Veskanda	6.357	14.976	43.841	38.669	1'43.843	1'45.132	3	1.289
3	60 RICKENBACHER E. (SUI)	Cheetah	6.558	15.226	44.042	38.506	1'44.332	1'45.200	4	0.868
4	111 DONOVAN M. (GBR)	Spice SE88	6.611	14.845	44.238	38.713	1'44.407	1'44.789	2	0.382
5	33 LINDBERG H.	Porsche 962	6.159	15.781	45.968	38.958	1'46.866	1'47.374	5	0.508
6	40 BATEMAN R. (GBR)	Spice SE90	6.612	16.007	45.933	39.789	1'48.341	1'48.847	6	0.506
7	164 WATT A. (GBR)	Argo JM19C	6.811	15.788	45.825	40.088	1'48.512	1'49.085	7	0.573
8	170 DREELAN T. (GBR)	Spice SE86	6.607	15.923	46.349	39.970	1'48.849	1'49.228	8	0.379
9	12 KEMPENICH R. (AUS)	Porsche 956	7.102	15.655	46.629	40.618	1'50.004	1'50.282	9	0.278
10	140 MILES D. (GBR)	Jaguar XJR5	6.649	16.484	47.515	40.429	1'51.077	1'51.589	10	0.512
Overall Ideal Time			5.929	14.845	42.846	37.448	1'41.068			





Enzo e Dino Ferrari 4.909 m

Luigi Musso Historic Gran Prix Group C - Analysis Qualifying 2nd Session

12 Kempnich Russel							
Lap	Sector 1	Sector 2	Sector 3	Sector 4	Lap Time	km/h	Local Time
1	8.588	23.274	1'01.079	48.967	2'06.150	101.8	15:20'07.598
2	9.199	18.873	54.668	44.021	2'03.954	187.5	15:24'17.702
3	8.613	18.486	50.297	45.972	1'56.009	217.2	15:26'13.711
4	8.245	17.099	47.781	42.516	1'53.998	225.8	15:28'07.709
5	7.339	16.208	47.486	42.059	1'51.362	253.3	15:29'59.071
6	7.512	15.750	46.967	41.306	1'52.929	209.2	15:31'52.000
7	7.207	16.738	46.300	41.379	1'50.282	256.4	15:33'42.282
8	7.102	16.655	46.679	40.741	1'52.131	259.4	15:35'34.413
9	7.133	15.969	47.672	41.388	1'52.965	240.9	15:37'27.378
10	7.208	16.325	47.797	41.710	1'51.861	253.9	15:39'19.239
11	7.182	17.406	46.629	40.618	1'50.347	213.0	15:41'12.646
12	20.998	19.483	54.211	17'05.410	18'26.286 P	257.0	15:49'02.875
13	7.309	18.705	48.133	43.301	2'11.137 P	121.4	15:59'56.662
14	7.309	15.970	47.177	40.871	1'51.327	252.2	16:01'47.989

21 Stubber Paul							
Lap	Sector 1	Sector 2	Sector 3	Sector 4	Lap Time	km/h	Local Time
1	7.560	21.664	57.727	57.609	2'18.968	224.4	15:21'55.618
2	7.680	17.242	47.629	1'06.537	1'50.347	213.0	15:23'45.965
3	6.357	17.837	46.161	38.669	1'45.132	267.8	15:25'31.097
4	6.357	15.318	43.841	39.616	1'45.132	267.8	15:25'31.097

27 Tandy Steve							
Lap	Sector 1	Sector 2	Sector 3	Sector 4	Lap Time	km/h	Local Time
1	6.123	21.157	53.841	41.549	1'42.152	253.9	15:20'37.881
2	5.929	15.304	42.923	37.802	1'43.467	269.1	15:22'21.348
3	6.268	15.316	45.090	40.470	1'47.144	245.3	15:24'08.492
4	6.098	15.697	44.719	42.296	1'48.810	250.4	15:25'57.302
5	6.012	14.960	42.846	37.448	1'41.266	258.2	15:27'38.568
6	6.582	15.959	45.374	3'57.669	5'05.584 P	216.4	15:32'44.152
7	25.618	19.662	49.734	39.095	2'14.109 P	146.2	15:34'58.261
8	6.273	15.859	45.237	38.443	1'45.812	243.6	15:36'44.073
9	6.071	16.002	44.938	38.357	1'45.368	269.8	15:38'29.441
10	6.055	15.499	44.767	38.378	1'44.699	281.7	15:40'14.140
11	6.387	15.581	44.334	38.471	1'44.773	262.6	15:41'58.913
12	6.183	15.620	43.654	39.000	1'44.457	242.0	15:43'43.370
13	6.144	15.183	43.543	37.806	1'42.676	269.1	15:45'26.046

33 Lindberg Eyewear							
Lap	Sector 1	Sector 2	Sector 3	Sector 4	Lap Time	km/h	Local Time
1	6.237	21.013	54.347	41.412	1'50.883	253.3	15:24'00.095
2	6.159	16.762	47.578	40.306	1'47.933	246.4	15:25'48.028
3	6.315	15.840	46.088	39.846	1'49.017	222.6	15:27'37.045
4	6.280	15.964	46.952	39.786	1'49.017	222.6	15:27'37.045
5	19.885	15.788	47.046	6'41.345	7'50.459 P	232.1	15:35'27.504
6	6.401	18.431	46.474	39.361	2'04.151 P	161.9	15:37'31.655
7	7.340	16.313	47.059	40.042	1'49.815	245.9	15:39'21.470
8	6.463	18.652	47.607	39.704	1'53.303	187.8	15:41'14.773
9	6.465	16.366	46.962	40.252	1'50.043	232.6	15:43'04.816
10	6.438	15.862	46.056	39.315	1'47.698	239.3	15:44'52.514
11	6.523	16.048	46.443	39.680	1'48.609	233.7	15:46'41.123
12	6.476	15.849	46.102	39.007	1'47.481	228.2	15:48'28.604
13	6.443	15.908	46.058	39.283	1'47.725	242.0	15:50'16.329
14	6.470	15.909	45.968	39.355	1'47.675	250.4	15:52'04.004
15	6.507	15.840	46.350	39.294	1'47.954	239.9	15:53'51.958
16	6.424	16.159	46.005	39.621	1'48.292	232.6	15:55'40.250
17	6.424	15.781	46.211	38.958	1'47.374	252.2	15:57'27.624

40 Bateman Richard							
Lap	Sector 1	Sector 2	Sector 3	Sector 4	Lap Time	km/h	Local Time
1	8.965	28.542	1'08.699	53.472	2'17.764	180.0	15:21'47.473
2	6.968	22.068	55.431	51.300	1'57.518	229.2	15:24'05.237
3	6.612	18.069	50.021	42.460	1'50.848	268.4	15:26'02.755
4	6.665	16.251	47.188	40.797	1'51.445	265.1	15:27'53.603
5	6.648	16.926	47.064	40.790	1'51.445	265.1	15:29'45.048
6	6.745	16.250	46.851	40.255	1'50.004	263.9	15:31'35.052
7	6.718	16.281	46.836	39.789	1'49.651	264.5	15:33'24.703
8	24.124	18.913	50.922	11'33.079	12'49.810 P	248.1	15:46'14.513
9	6.662	20.843	56.663	42.539	2'24.169 P	129.1	15:48'38.682
10	6.673	16.007	45.969	40.236	1'48.874	264.5	15:50'27.556
11	6.634	16.811	46.075	39.813	1'49.372	253.9	15:52'16.928
12	6.633	16.524	45.945	39.820	1'48.923	260.7	15:54'05.851
13	6.658	16.751	46.162	39.936	1'49.482	260.7	15:55'55.333
14	6.658	16.190	45.933	40.066	1'48.847	261.3	15:57'44.180

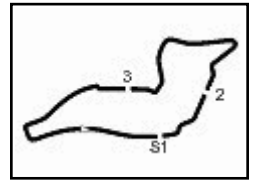
60 Ecurie Basilli								
Lap	Sector 1	Sector 2	Sector 3	Sector 4	Lap Time	km/h	Local Time	
1	9.207	23.262	1'01.119	1'05.836	2'06.557	112.7	15:20'27.395	
2	6.895	19.655	53.444	44.251	2'06.557	174.8	15:22'33.952	
3	6.632	16.119	46.867	39.700	1'49.581	235.7	15:24'23.533	
4	6.653	16.698	46.577	40.237	1'50.144	269.1	15:26'13.677	
5	20.367	15.760	46.082	8'19.129	9'27.624 P	251.6	15:35'41.301	
6	7.855	20.367	21.552	55.873	45.691	2'23.483 P	126.2	15:38'04.784
7	6.923	17.813	51.855	42.158	1'59.681	206.8	15:40'04.465	
8	6.676	16.646	47.336	41.823	1'52.728	229.7	15:41'57.193	
9	6.701	15.604	44.395	40.437	1'47.112	257.6	15:43'44.305	
10	6.729	15.605	44.924	39.033	1'46.263	244.8	15:45'30.568	
11	6.602	15.927	45.223	38.974	1'46.853	252.8	15:47'17.421	
12	6.644	15.394	44.952	38.506	1'45.454	245.3	15:49'02.875	
13	6.644	15.226	44.042	39.288	1'45.200	251.0	15:50'48.075	

111 Donovan Mike							
Lap	Sector 1	Sector 2	Sector 3	Sector 4	Lap Time	km/h	Local Time
1	7.269	24.465	59.899	45.984	1'55.039	203.7	15:19'10.332
2	6.734	18.276	48.853	40.641	1'46.176	243.6	15:21'05.371
3	6.663	15.116	44.919	39.407	1'44.789	258.2	15:22'51.547
4	6.663	15.016	44.397	38.713	1'44.789	258.2	15:24'36.336

140 Miles Don							
Lap	Sector 1	Sector 2	Sector 3	Sector 4	Lap Time	km/h	Local Time
1	7.510	23.201	59.837	47.577	2'01.885	112.8	15:20'12.982
2	7.323	18.273	52.008	44.094	1'55.848	210.9	15:22'14.867
3	6.806	17.511	48.145	42.869	1'53.626	219.4	15:24'10.715
4	6.654	16.883	48.873	41.064	1'54.636	249.3	15:27'58.977
5	6.817	16.939	48.593	42.335	1'54.684	233.7	15:29'53.661
6	6.776	16.559	48.252	41.674	1'53.261	247.6	15:31'46.922
7	7.153	16.559	48.252	41.674	1'53.261	247.6	15:31'46.922
8	6.649	17.399	47.967	41.348	1'53.867	211.7	15:33'40.789
9	6.712	16.484	47.770	40.845	1'51.748	258.8	15:35'32.537
10	6.892	17.233	47.861	40.532	1'52.338	243.6	15:37'24.875
11	6.878	20.326	48.535	40.429	1'56.182	216.8	15:39'21.057
12	6.807	16.596	47.765	40.550	1'51.589	245.9	15:41'12.646
13	6.807	17.024	47.515	40.839	1'52.185	239.3	15:43'04.831

164 Watt Adrian							
Lap	Sector 1	Sector 2	Sector 3	Sector 4	Lap Time	km/h	Local Time
1	7.479	21.246	57.518	47.754	2'00.124	126.7	15:19'54.551
2	7.038	17.572	49.939	45.134	1'51.765	240.4	15:21'54.675
3	6.921	16.160	47.791	40.776	1'51.765	256.4	15:23'46.440
4	6.811	15.788	46.257	40.234	1'49.200	255.1	15:25'35.640
5	20.447	15.963	47.250	4'50.274	6'00.298 P	259.4	15:31'35.938
6	6.890	17.831	46.647	40.217	2'05.142 P	152.8	15:33'41.080
7	6.896	16.373	48.203	40.333	1'51.799	252.8	15:35'32.879
8	19.234	16.942	48.433	5'56.153	7'08.424 P	232.6	15:42'41.303
9	6.988	21.087	49.877	41.550	2'11.748 P	113.0	15:44'53.051
10	6.988	16.022	46.061	40.088	1'49.159	246.4	15:46'42.210
11	6.825	15.929	45.825	40.506	1'49.085	240.4	15:48'31.295

170 Dreelan Tommy							
Lap	Sector 1	Sector 2	Sector 3	Sector 4	Lap Time	km/h	Local Time
1	7.465	23.411	59.341	48.053	2'05.666	122.7	15:20'25.800
2	6.968	17.467	48.764	41.970	1'55.666	198.5	15:22'21.466
3	6.979	17.059	48.599	42.333	1'54.959	218.1	15:24'16.425
4	6.742	16.464	47.834	41.880	1'53.157	225.4	15:26'09.582
5	6.743	16.810	47.457	41.317	1'52.326	228.2	15:28'01.908
6	6.844	16.700	47.817	41.547	1'52.807	228.2	15:29'54.715
7	24.928	16.972	48.178	5'58.626	7'10.620 P	221.7	15:37'05.335
8	6.782	24.320	51.811	41.966	2'23.025 P	135.7	1



Enzo e Dino Ferrari 4.909 m

Luigi Musso Historic Gran Prix Group C - Qualifying Practices

Best Lap:=1'40.090 - 4,909 km - Avg 176,565 km/h

No.	Driver	Team	Car	Class	Sess. 1	Sess. 2	Time	Gap	Rel.	Laps
1	27 TANDY STEVE <u>TANDY Steve (GBR) 1'40.090</u>	OSBORNE Joe (GBR)	NISSAN R90CK	1	1'40.090	1'41.266	1'40.090			31
2	111 DONOVAN MIKE <u>DONOVAN Mike (GBR) 1'41.707</u>		SPICE SE88	2	1'41.707	1'44.789	1'41.707	1.617	1.617	18
3	170 DREELAN TOMMY <u>DREELAN Tommy (GBR) 1'42.172</u>	SCOTT Aaron (GBR)	SPICE SE86	2	1'42.172	1'49.228	1'42.172	2.082	0.465	26
4	33 LINDBERG EYEWEAR <u>LINDBERG Henrik 1'44.189</u>		PORSCHE 962	1	1'44.189	1'47.374	1'44.189	4.099	2.017	34
5	21 STUBBER PAUL <u>STUBBER Paul (AUS) 1'44.323</u>		VEKANDA	1	1'44.323	1'45.132	1'44.323	4.233	0.134	19
6	60 ECURIE BASILLI <u>RICKENBACHER Eric (SUI) 1'44.461</u>		CHEETAH	1	1'44.461	1'45.200	1'44.461	4.371	0.138	28
7	164 WATT ADRIAN <u>WATT Adrian (GBR) 1'47.856</u>		ARGO JM19C	2	1'47.856	1'49.085	1'47.856	7.766	3.395	22
8	12 KEMPENICH RUSSEL <u>KEMPENICH Russel (AUS) 1'47.971</u>		PORSCHE 956	1	1'47.971	1'50.282	1'47.971	7.881	0.115	30
9	40 BATEMAN RICHARD <u>BATEMAN Richard (GBR) 1'48.847</u>		SPICE SE90	1	1'49.746	1'48.847	1'48.847	8.757	0.876	23
10	140 MILES DON <u>MILES Don (GBR) 1'51.589</u>		JAGUAR XJR5	2	1'52.087	1'51.589	1'51.589	11.499	2.742	20
11	16 SCOTT AARON <u>SCOTT Aaron (GBR) 1'52.560</u>	DREELAN Tommy (GBR)	PORSCHE 962	1	1'52.560		1'52.560	12.470	0.971	16

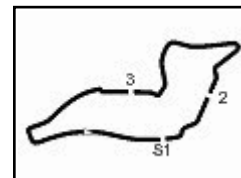
Race Director : Campana Giorgio

20/10/2012

The results are provisional until the end of the time limit for protests and appeals and the completion of the technical checks.

Servizio elaborazione dati e cronometraggio a cura della Federazione Italiana Cronometristi





Enzo e Dino Ferrari 4.909 m

Luigi Musso Historic Gran Prix Group C - Results Qualifying 1st Session

Best Lap: = 1'40.090 - 4,909 km - Avg 176,565 km/h

No.	Driver	Team	Car	Class	Time	Gap	Avg Laps
1	27 TANDY STEVE TANDY Steve (GBR)	OSBORNE Joe (GBR)	NISSAN R90CK	1	1'40.090		176,565 18
2	111 DONOVAN MIKE DONOVAN Mike (GBR)		SPICE SE88	2	1'41.707	1.617	173,758 15
3	170 DREELAN TOMMY DREELAN Tommy (GBR)	SCOTT Aaron (GBR)	SPICE SE86	2	1'42.172	2.082	172,967 13
4	33 LINDBERG EYEWEAR LINDBERG Henrik		PORSCHE 962	1	1'44.189	4.099	169,619 18
5	21 STUBBER PAUL STUBBER Paul (AUS)		VEKANDA	1	1'44.323	4.233	169,401 16
6	60 ECURIE BASILLI RICKENBACHER Eric (SUI)		CHEETAH	1	1'44.461	4.371	169,177 16
7	164 WATT ADRIAN WATT Adrian (GBR)		ARGO JM19C	2	1'47.856	7.766	163,852 12
8	12 KEMPNIH RUSSEL KEMPNIH Russel (AUS)		PORSCHE 956	1	1'47.971	7.881	163,677 17
9	40 BATEMAN RICHARD BATEMAN Richard (GBR)		SPICE SE90	1	1'49.746	9.656	161,030 10
10	140 MILES DON MILES Don (GBR)		JAGUAR XJR5	2	1'52.087	11.997	157,667 8
11	16 SCOTT AARON SCOTT Aaron (GBR)	DREELAN Tommy (GBR)	PORSCHE 962	1	1'52.560	12.470	157,004 16

Humidity:	69%	AIR	17°C
Condition:	Dry	Temp:	21°C

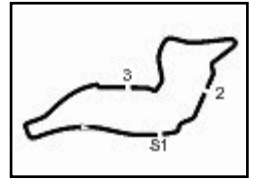
Race Director : Campana Giorgio

Start	End
20/10/2012 10:50	11:36

The results are provisional until the end of the time limit for protests and appeals and the completion of the technical checks.

Servizio elaborazione dati e cronometraggio a cura della Federazione Italiana Cronometristi
www.ficr.it





Enzo e Dino Ferrari 4.909 m

Luigi Musso Historic Gran Prix Group C - Top Speeds Race

Results

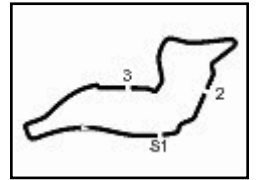
1	111	DONOVAN Mike	Spice SE88	Laps 32
2	33	LINDBERG Henrik	Porsche 962	1'03.826
3	170	SCOTT Aaron	Spice SE86	1 Lap
4	12	KEMPENICH Russel	Porsche 956	1 Lap
5	40	BATEMAN Richard	Spice SE90	1 Lap
6	164	WATT Adrian	Arco JM19C	2 Laps
7	140	MILES Don	Jaquar XJR5	5 Laps
RET	27	OSBORNE Joe	Nissan R90CK	5 Laps
RET	60	RICKENBACHER Eric	Cheetah	6 Laps
RET	21	STUBBER Paul	Veskanda	23 Laps

Top Speeds

1	21	STUBBER Paul	Veskanda	280.3
2	111	DONOVAN Mike	Spice SE88	278.1
3	27	OSBORNE Joe	Nissan R90CK	276.7
4	12	KEMPENICH Russel	Porsche 956	274.6
5	33	LINDBERG Henrik	Porsche 962	272.5
6	40	BATEMAN Richard	Spice SE90	271.8
7	60	RICKENBACHER Eric	Cheetah	253.3
8	170	SCOTT Aaron	Spice SE86	252.2
9	164	WATT Adrian	Arco JM19C	247.0
10	140	MILES Don	Jaquar XJR5	239.9

Sector 1			Sector 2			Sector 3			Sector 4						
1	27	OSBORNE J.	6.027	1	111	DONOVAN M.	14.451	1	27	OSBORNE J.	41.776	1	27	OSBORNE J.	36.789
2	33	LINDBERG H.	6.214	2	27	OSBORNE J.	14.594	2	111	DONOVAN M.	43.333	2	111	DONOVAN M.	37.644
3	21	STUBBER P.	6.304	3	170	SCOTT A.	15.198	3	170	SCOTT A.	44.230	3	21	STUBBER P.	38.126
4	111	DONOVAN M.	6.545	4	12	KEMPENICH R.	15.245	4	21	STUBBER P.	44.529	4	33	LINDBERG H.	38.627
5	170	SCOTT A.	6.560	5	60	RICKENBACHER E	15.373	5	60	RICKENBACHER E	44.828	5	170	SCOTT A.	38.675
6	12	KEMPENICH R.	6.598	6	21	STUBBER P.	15.378	6	12	KEMPENICH R.	45.245	6	60	RICKENBACHER E	38.824
7	60	RICKENBACHER E	6.612	7	33	LINDBERG H.	15.522	7	33	LINDBERG H.	45.291	7	40	BATEMAN R.	39.583
8	40	BATEMAN R.	6.722	8	40	BATEMAN R.	15.801	8	40	BATEMAN R.	46.021	8	12	KEMPENICH R.	39.624
9	140	MILES D.	6.858	9	164	WATT A.	16.063	9	164	WATT A.	47.149	9	140	MILES D.	41.327
10	164	WATT A.	7.005	10	140	MILES D.	16.612	10	140	MILES D.	48.455	10	164	WATT A.	41.368





Enzo e Dino Ferrari 4.909 m

Luigi Musso Historic Gran Prix

Group C - Class Results Race

Class 1

Laps 32 = 157,088 km - Avg 151,646 km/h - Race Time 1:02'09.181

No.	Driver		Team	Car	Laps	Time	Gap	Rel.	Fastest Lap	
	Driver 1	Driver 2								Driver 3
1	33	LINDBERG EYEWEAR		Porsche 962	32	1:02'09.181		9	1'45.969	
		LINDBERG Henrik								
2	12	KEMPNICH RUSSEL		Porsche 956	31	1:01'18.901	1 Lap	1 Lap	14	1'47.472
		KEMPNICH Russel (AUS)								
3	40	BATEMAN RICHARD		Spice SE90	31	1:01'51.828	1 Lap	32.927	16	1'48.568
		BATEMAN Richard (GBR)								
-----Not Classified-----										
RET	27	TANDY STEVE		Nissan R90CK	27	51'10.031	5 Laps		25	1'39.393
		TANDY Steve (GBR)	OSBORNE Joe (GBR)							
RET	60	ECURIE BASILLI		Cheetah	26	51'38.645	6 Laps		19	1'45.847
		RICKENBACHER Eric (SUI)								
RET	21	STUBBER PAUL		Veskanda	9	15'57.745	23 Laps		5	1'44.365
		STUBBER Paul (AUS)								

Starting: 6 Not Started: 0 Retired:: 3 Not Classified: 0 Classified: 3 Disqualified: 0
 Fastest Lap N. 25 No. 27 Joe Osborne 2 Time 1'39.393 Avg. 177,803 Km/h

Class 2

Laps 32 = 157,088 km - Avg 154,287 km/h - Race Time 1:01'05.355

No.	Driver		Team	Car	Laps	Time	Gap	Rel.	Fastest Lap	
	Driver 1	Driver 2								Driver 3
1	111	DONOVAN MIKE		Spice SE88	32	1:01'05.355		15	1'42.190	
		DONOVAN Mike (GBR)								
2	170	DREELAN TOMMY		Spice SE86	31	1:01'06.616	1 Lap	1 Lap	21	1'44.955
		DREELAN Tommy (GBR)	SCOTT Aaron (GBR)							
3	164	WATT ADRIAN		Argo JM19C	30	1:02'11.109	2 Laps	1 Lap	12	1'52.539
		WATT Adrian (GBR)								
4	140	MILES DON		Jaguar XJR5	27	1:01'10.705	5 Laps	3 Laps	6	1'53.475
		MILES Don (GBR)								

Starting: 4 Not Started: 0 Retired:: 0 Not Classified: 0 Classified: 4 Disqualified: 0
 Fastest Lap N. 15 No. 111 Mike Donovan Time 1'42.190 Avg. 172,937 Km/h

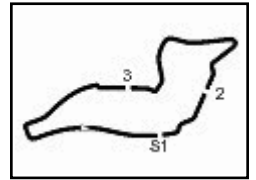
Humidity:	63%	AIR	20°C
Condition:	Dry	Temp:	30°C

Race Director : Campana Giorgio

Start 13:03
 End 14:05

The results are provisional until the end of the time limit for protests and appeals and the completion of the technical checks.





Enzo e Dino Ferrari 4.909 m

Luigi Musso Historic Gran Prix

Group C - Results Race

Laps 32 = 157,088 km - Avg 154,287 km/h - Race Time 1:01'05.355

No.	Driver	Team	Car	Class	Laps	Time	Gap	Rel.	Fastest Lap
	Driver 1	Driver 2	Driver 3		Driver 4				
1	111 DONOVAN MIKE DONOVAN Mike (GBR)		Spice SE88	2	32	1:01'05.355		15	1'42.190
2	33 LINDBERG EYEWEAR LINDBERG Henrik		Porsche 962	1	32	1:02'09.181	1'03.826	1'03.826	9 1'45.969
3	170 DREELAN TOMMY DREELAN Tommy (GBR)	SCOTT Aaron (GBR)	Spice SE86	2	31	1:01'06.616	1 Lap	1 Lap	21 1'44.955
4	12 KEMPNICH RUSSEL KEMPNICH Russel (AUS)		Porsche 956	1	31	1:01'18.901	1 Lap	12.285	14 1'47.472
5	40 BATEMAN RICHARD BATEMAN Richard (GBR)		Spice SE90	1	31	1:01'51.828	1 Lap	32.927	16 1'48.568
6	164 WATT ADRIAN WATT Adrian (GBR)		Argo JM19C	2	30	1:02'11.109	2 Laps	1 Lap	12 1'52.539
7	140 MILES DON MILES Don (GBR)		Jaguar XJR5	2	27	1:01'10.705	5 Laps	3 Laps	6 1'53.475
----- Not Classified -----									
RET	27 TANDY STEVE TANDY Steve (GBR)	OSBORNE Joe (GBR)	Nissan R90CK	1	27	51'10.031	5 Laps		25 1'39.393
RET	60 ECURIE BASILLI RICKENBACHER Eric (SUI)		Cheetah	1	26	51'38.645	6 Laps		19 1'45.847
RET	21 STUBBER PAUL STUBBER Paul (AUS)		Veskanda	1	9	15'57.745	23 Laps		5 1'44.365

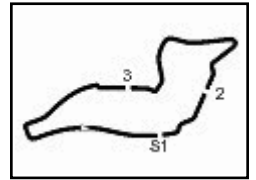
Starting: 10 Not Started: 0 Retired.: 3 Not Classified: 0 Classified: 7 Disqualified: 0
 Fastest Lap N. 25 No. 27 Joe Osborne 2 Time 1'39.393 Avg. 177,803 Km/h

Humidity:	63%	AIR	20°C
Condition:	Dry	Temp:	30°C

Race Director : Campana Giorgio

21/10/2012 Start 13:03 End 14:05 The results are provisional until the end of the time limit for protests and appeals and the completion of the technical checks.





Enzo e Dino Ferrari 4.909 m

Luigi Musso Historic Gran Prix

Group C - Starting Grid

Duration: 60'

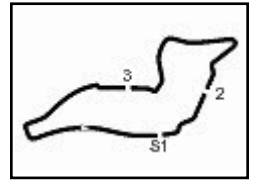
140	MILES D. Jaguar XJR5	1'51.589	6
12	KEMPNICH R. Porsche 956	1'47.971	5
60	RICKENBACHER E. Cheetah	1'44.461	4
33	LINDBERG H. Porsche 962	1'44.189	3
111	DONOVAN M. Spice SE88	1'41.707	2
40	BATEMAN R. Spice SE90	1'48.847	1
164	WATT A. Argo JM19C	1'47.856	
21	STUBBER P. Veskanda	1'44.323	
170	DREELAN T. Spice SE86	1'42.172	
27	TANDY S. Nissan R90CK	1'40.090	

Start 21/10/2012 12.50
Rolling start

Jury President

..... Race Director





Enzo e Dino Ferrari 4.909 m

Group C

Group C - Analysis Race

12 Kempnich Russel						
Lap	Sector 1	Sector 2	Sector 3	Sector 4	Lap Time	km/h
KEMPNIICH R.						
1	7.632	18.469	48.671	41.806	1'56.578	184.0
2	7.077	16.081	46.983	41.786	1'51.927	247.0
3	7.070	16.050	48.526	41.282	1'52.928	251.6
4	7.077	15.582	47.665	40.017	1'50.341	246.4
5	6.598	16.253	46.804	40.361	1'50.016	248.1
6	6.600	16.078	45.930	40.202	1'48.810	243.1
7	6.674	15.851	46.522	41.083	1'50.130	266.5
8	6.722	15.624	46.076	40.447	1'48.869	266.5
9	6.727	15.677	46.087	40.247	1'48.738	274.6
10	6.759	15.602	45.963	40.035	1'48.359	263.9
11	6.762	15.821	46.189	40.284	1'49.056	252.8
12	6.778	15.548	46.136	40.172	1'48.634	269.8
13	6.778	15.675	46.133	40.067	1'48.653	271.8
14	6.775	15.658	45.245	39.794	1'47.472	273.9
15	6.724	15.825	47.065	40.777	1'50.391	265.8
16	6.953	15.714	46.033	39.624	1'48.324	258.2
17	6.865	15.507	45.774	41.345	1'49.491	258.2
18	7.027	15.694	45.354	40.088	1'48.163	265.1
19	6.979	15.245	46.569	5'09.386	6'18.179	P 265.1
20	16.206	16.941	46.869	40.839	2'00.855	P 160.5
21	6.993	15.833	46.286	40.847	1'49.959	267.8
22	7.138	16.088	46.441	40.318	1'49.985	243.6
23	6.901	16.432	45.624	40.267	1'49.224	265.1
24	6.948	15.954	46.027	40.201	1'49.130	263.2
25	6.965	15.765	45.648	39.793	1'48.171	237.2
26	6.876	15.442	45.412	39.835	1'47.565	266.5
27	6.871	17.237	46.382	40.381	1'50.871	270.5
28	6.934	15.673	46.081	40.325	1'49.013	263.9
29	7.016	15.454	45.943	40.529	1'48.942	260.7
30	7.010	15.437	46.333	40.510	1'49.290	261.3
31	7.028	15.616	46.276	41.917	1'50.837	258.8

21 Stubber Paul						
Lap	Sector 1	Sector 2	Sector 3	Sector 4	Lap Time	km/h
STUBBER P.						
1	6.781	17.181	46.047	39.122	1'49.131	194.9
2	6.304	15.680	45.470	38.608	1'46.062	247.0
3	6.472	15.870	45.016	38.483	1'45.841	238.8
4	6.373	15.494	44.818	38.432	1'45.117	279.5
5	6.332	15.378	44.529	38.126	1'44.365	270.5
6	6.316	15.408	44.815	38.212	1'44.751	260.7
7	6.362	15.635	45.538	38.719	1'46.254	259.4
8	6.452	15.653	44.862	38.580	1'45.547	235.2
9	6.335	15.504	44.802	44.036	1'50.677	280.3

27 Tandy Steve						
Lap	Sector 1	Sector 2	Sector 3	Sector 4	Lap Time	km/h
TANDY S.						
1	6.091	16.694	46.946	38.972	1'48.703	223.1
2	6.077	15.848	44.993	38.291	1'45.209	257.0
3	6.189	15.632	44.770	38.535	1'45.126	244.8
4	6.179	15.560	44.953	38.429	1'45.121	257.0
5	6.030	15.602	44.877	38.343	1'44.852	271.8
6	6.098	15.236	44.118	37.950	1'43.402	273.9
7	6.089	15.429	44.529	38.484	1'44.531	276.7
8	6.144	15.489	44.443	38.126	1'44.202	250.4
9	6.041	15.184	44.130	38.160	1'43.515	275.3
10	6.062	14.855	44.455	38.019	1'43.391	275.3
11	6.151	15.548	44.313	38.002	1'44.014	244.8
12	6.146	15.312	44.003	37.808	1'43.269	252.2
13	6.081	15.093	44.161	38.091	1'43.426	270.5
14	6.079	15.126	44.185	38.096	1'43.486	264.5
15	6.123	15.520	43.442	38.136	1'43.221	248.7
16	6.187	15.544	44.031	5'09.820	6'15.582	P 229.7
OSBORNE J.						
17	21.700	17.118	44.286	38.953	2'02.057	P 190.1
18	6.161	14.893	42.671	37.941	1'41.666	257.6
19	6.306	14.967	42.830	37.637	1'41.740	239.3
20	6.123	14.758	42.390	37.827	1'41.098	257.0
21	6.241	14.940	42.218	36.789	1'40.188	238.8
22	6.030	14.594	42.318	37.226	1'40.168	257.6
23	6.067	14.629	42.174	37.321	1'40.191	259.4
24	6.068	14.661	42.872	37.179	1'40.780	255.7
25	6.037	14.683	41.776	36.897	1'39.393	270.5
26	6.027	14.626	42.019	36.904	1'39.576	267.1

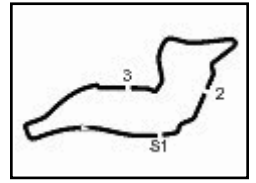
33 Lindberg Eyewear						
Lap	Sector 1	Sector 2	Sector 3	Sector 4	Lap Time	km/h
LINDBERG H.						
1	6.533	17.123	47.691	39.598	1'50.945	197.4
2	6.260	15.596	45.771	39.228	1'46.855	247.6
3	6.250	15.937	45.403	38.627	1'46.217	243.1
4	6.214	15.593	45.990	39.393	1'47.190	251.0
5	6.245	15.998	45.329	39.247	1'46.819	250.4
6	6.258	15.838	45.613	39.166	1'46.875	243.6
7	6.333	15.815	45.670	39.265	1'47.083	240.9
8	6.271	15.804	45.455	39.038	1'46.568	245.9
9	6.293	15.635	45.291	38.750	1'45.969	242.6
10	6.533	15.747	45.963	39.148	1'47.391	213.8
11	6.383	15.911	45.683	39.169	1'47.146	229.2
12	6.275	15.576	45.338	39.279	1'46.468	257.6
13	6.251	15.632	45.410	40.168	1'47.461	257.6
14	6.272	15.968	45.554	39.868	1'47.662	247.0
15	6.306	16.091	45.938	39.012	1'47.347	242.0
16	6.418	16.012	45.978	5'05.021	6'13.429	P 224.9
17	18.233	18.707	47.215	40.681	2'04.836	P 168.0
18	6.449	15.884	45.314	39.353	1'47.000	238.8
19	6.278	15.522	45.452	39.395	1'46.647	251.6
20	6.225	15.771	46.034	39.602	1'47.632	272.5
21	6.307	15.760	46.055	39.397	1'47.519	247.0
22	6.217	15.730	46.494	39.733	1'48.174	268.4
23	6.230	15.582	46.189	39.329	1'47.330	263.2
24	6.297	15.745	46.911	39.783	1'48.736	247.6
25	6.246	15.875	46.470	40.195	1'48.786	257.6
26	6.551	16.406	46.592	39.826	1'49.375	253.3
27	6.252	15.819	46.603	39.209	1'47.883	258.8
28	6.282	15.568	48.781	38.925	1'49.556	251.0
29	6.221	15.714	45.416	38.923	1'46.274	263.2
30	6.291	16.336	46.194	39.491	1'48.312	238.8
31	6.330	16.018	46.441	40.452	1'49.241	238.8
32	6.865	16.438	46.541	40.611	1'50.455	223.5

40 Bateman Richard						
Lap	Sector 1	Sector 2	Sector 3	Sector 4	Lap Time	km/h
BATEMAN R.						
1	8.443	18.838	48.380	41.844	1'57.505	191.8
2	6.906	17.027	46.993	41.113	1'52.039	220.3
3	6.722	16.858	47.487	41.695	1'52.762	231.2
4	6.876	16.671	46.842	40.530	1'50.919	217.7
5	6.726	16.419	47.542	40.075	1'50.762	249.3
6	6.744	16.344	46.805	40.283	1'50.176	242.6
7	6.782	16.527	46.497	40.120	1'49.926	251.6
8	6.834	16.286	46.871	40.893	1'50.884	245.9
9	6.812	16.204	47.009	40.666	1'50.691	257.6
10	7.261	16.604	46.784	40.226	1'50.875	233.1
11	6.931	16.248	46.635	40.318	1'50.132	257.6
12	6.982	15.980	46.492	40.040	1'49.494	257.6
13	7.047	16.224	46.520	39.764	1'49.555	249.8
14	6.979	15.848	46.924	40.236	1'49.987	257.6
15	6.884	15.904	46.021	40.669	1'49.478	260.0
16	6.868	15.801	46.063	39.836	1'48.568	261.9
17	7.032	16.553	46.937	40.285	1'50.807	242.0
18	6.961	16.072	46.310	5'07.412	6'16.755	P 255.1
19	19.175	16.613	46.179	39.583	2'01.550	P 175.3
20	6.723	16.706	46.434	39.725	1'49.588	260.0
21	6.736	15.869	46.934	39.692	1'49.231	271.8
22	6.734	16.646	46.602	40.219	1'50.201	267.8
23	6.854	16.161	48.334	39.792	1'51.141	252.2
24	6.818	16.034	46.621	40.167	1'49.640	258.8
25	6.857	16.190	46.824	40.983	1'50.854	257.0
26	6.943	16.180	46.325	40.440	1'49.888	257.0
27	7.027	16.353	46.729	40.934	1'51.043	245.9
28	7.042	16.298	46.646	40.429	1'50.415	248.7
29	6.993	15.992	46.613	40.617	1'50.215	252.8
30	7.071	16.539	46.823	41.672	1'52.105	247.6
31	7.250	17.380	47.810	42.202	1'54.642	224.0

60 Ecurie Basilli						
Lap	Sector 1	Sector 2	Sector 3	Sector 4	Lap Time	km/h
RICKENBACHER E.						
1	7.347	18.267	48.961	40.520	1'55.095	184.9
2	7.104	16.379	49.224	40.658	1'53.365	210.9
3	6.656	15.911	46.289	39.982	1'48.838	244.8

P = Pits In/Out - C = Lap-Time Cancelled





Enzo e Dino Ferrari 4.909 m

Group C

Group C - Analysis Race

4	6.743	15.966	45.904	40.126	1'48.739	226.8
5	6.648	16.010	46.376	39.402	1'48.436	249.8
6	6.647	15.938	46.557	40.277	1'49.419	243.1
7	6.772	16.296	46.406	40.188	1'49.662	244.2
8	6.715	16.126	45.805	39.733	1'48.379	243.1
9	6.719	15.707	45.891	39.535	1'47.852	245.3
10	6.906	15.900	46.291	39.755	1'48.852	223.1
11	6.705	15.616	45.582	39.097	1'47.000	242.6
12	6.706	15.549	45.805	40.469	1'48.529	245.3
13	6.984	15.603	44.845	39.345	1'46.777	224.0
14	6.754	15.674	46.213	39.013	1'47.654	240.4
15	6.720	15.807	45.552	5'09.349	6'17.428	P 231.2
16	17.851	16.913	45.042	39.683	1'59.489	P 176.2
17	6.656	15.373	45.103	39.036	1'46.168	248.1
18	6.612	15.551	44.856	39.718	1'46.737	253.3
19	6.705	15.490	44.828	38.824	1'45.847	245.3
20	6.737	15.642	45.172	39.492	1'47.043	236.7
21	6.810	15.773	45.326	39.370	1'47.279	235.2
22	6.711	15.650	45.534	39.471	1'47.366	239.9
23	6.773	15.608	46.235	39.702	1'48.318	237.8
24	6.874	16.267	45.783	40.458	1'49.382	227.3
25	6.840	15.412	45.596	39.588	1'47.436	234.7
26	6.854	16.068	44.928	39.705	1'47.555	225.8

18	8.040	18.342	55.559	45.898	2'07.839	208.8
19	7.673	18.457	53.566	48.377	2'08.073	208.4
20	8.960	18.771	52.690	45.737	2'06.158	198.9
21	7.667	18.447	52.131	46.085	2'04.330	198.9
22	7.883	19.290	52.113	43.687	2'02.973	198.9
23	7.319	17.848	52.204	45.221	2'02.592	236.7
24	7.683	18.058	55.384	48.667	2'09.792	207.2
25	8.479	18.753	54.705	47.595	2'09.532	186.5
26	8.397	18.616	53.374	46.822	2'07.209	200.0
27	8.311	18.804	53.312	2'36.765	3'57.192	193.9

164 Watt Adrian						
Lap	Sector 1	Sector 2	Sector 3	Sector 4	Lap Time	km/h
WATT A.						
1	8.062	19.920	49.295	42.630	1'59.907	174.5
2	7.022	16.687	48.189	41.986	1'53.884	233.7
3	7.039	16.503	47.810	41.469	1'52.821	239.9
4	7.005	17.129	49.191	42.697	1'56.022	241.5
5	7.384	16.740	49.910	43.055	1'57.089	220.8
6	7.917	16.868	48.021	42.191	1'54.997	205.7
7	7.311	16.179	48.117	42.308	1'53.915	233.1
8	7.211	16.446	47.732	42.171	1'53.560	227.7
9	7.137	16.135	47.810	42.022	1'53.104	238.8
10	7.722	17.011	47.545	42.117	1'54.395	197.8
11	7.324	16.456	48.685	42.225	1'54.690	229.7
12	7.219	16.301	47.149	41.870	1'52.539	242.6
13	7.119	16.352	47.330	42.122	1'52.923	244.8
14	7.189	16.457	47.271	5'18.921	6'29.838	P 243.1
15	22.564	17.688	48.065	41.884	2'10.201	P 150.3
16	7.253	16.349	47.496	41.936	1'53.034	232.1
17	7.339	16.369	47.716	41.905	1'53.329	235.7
18	7.075	16.162	47.435	41.916	1'52.588	230.2
19	7.147	16.223	48.250	43.003	1'54.623	236.2
20	7.259	16.334	48.878	42.673	1'55.144	226.3
21	7.275	16.590	47.759	42.729	1'54.353	230.2
22	7.282	16.352	47.263	43.328	1'54.225	229.7
23	7.508	16.807	49.145	43.146	1'56.606	226.3
24	7.106	16.063	48.121	42.501	1'53.791	247.0
25	7.154	16.352	48.204	43.396	1'55.106	235.7
26	7.248	17.530	49.864	42.993	1'57.635	234.2
27	7.166	16.438	47.956	42.701	1'54.261	239.3
28	7.169	17.089	48.674	42.203	1'55.135	235.7
29	7.142	16.608	48.066	43.434	1'55.250	237.8
30	8.712	17.282	48.782	41.368	1'56.144	211.7

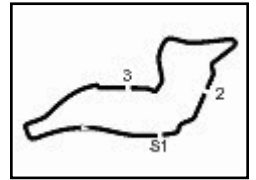
111 Donovan Mike						
Lap	Sector 1	Sector 2	Sector 3	Sector 4	Lap Time	km/h
DONOVAN M.						
1	6.355	16.879	47.328	39.635	1'50.197	210.5
2	6.655	15.106	45.349	38.810	1'45.920	253.9
3	6.694	15.349	44.923	38.858	1'45.824	236.7
4	6.655	14.963	44.547	38.614	1'44.779	249.8
5	6.619	14.923	44.610	38.582	1'44.734	258.8
6	6.614	14.892	44.583	38.237	1'44.326	252.8
7	6.604	15.127	44.272	38.423	1'44.426	249.8
8	6.665	14.964	44.312	37.839	1'43.780	254.5
9	6.588	14.580	43.785	38.210	1'43.163	267.8
10	6.568	14.653	44.566	38.452	1'44.239	265.1
11	6.616	14.687	44.105	38.413	1'43.821	257.0
12	6.545	14.552	44.331	38.061	1'43.489	278.1
13	6.658	14.652	44.088	38.136	1'43.534	242.6
14	6.574	14.586	43.681	37.644	1'42.485	261.3
15	6.545	14.612	43.333	37.700	1'42.190	260.7
16	6.571	14.566	43.807	38.568	1'43.512	258.8
17	6.642	14.901	44.121	37.756	1'43.420	240.4
18	7.106	16.460	43.659	38.006	1'45.231	243.1
19	6.571	14.637	43.834	37.947	1'42.989	256.4
20	6.677	15.216	43.743	5'06.617	6'12.253	P 236.7
21	15.094	16.080	44.138	38.494	1'53.806	P 179.7
22	6.627	14.451	44.030	38.215	1'43.323	258.2
23	6.706	14.889	44.230	38.564	1'44.389	244.2
24	6.695	14.470	43.765	38.758	1'43.688	248.1
25	6.677	14.655	43.671	38.596	1'43.599	257.0
26	6.691	14.794	43.669	38.243	1'43.397	246.4
27	6.659	15.854	44.428	38.579	1'45.520	246.4
28	6.746	14.835	45.023	39.248	1'45.852	239.9
29	6.780	15.054	44.526	39.777	1'46.137	235.2
30	6.730	14.834	45.046	38.951	1'45.561	242.6
31	6.742	15.172	49.121	49.902	2'00.937	230.7
32	9.570	18.834	54.568	51.862	2'14.834	187.5

170 Dreelan Tommy						
Lap	Sector 1	Sector 2	Sector 3	Sector 4	Lap Time	km/h
DREELAN T.						
1	7.063	18.211	48.578	41.094	1'54.946	183.4
2	6.914	16.436	48.022	41.252	1'52.624	208.4
3	6.782	16.398	49.181	40.515	1'52.876	229.7
4	6.814	16.364	47.386	40.411	1'50.975	221.2
5	6.712	16.281	46.793	40.104	1'49.890	229.2
6	6.726	16.334	47.795	40.133	1'50.988	232.6
7	6.713	16.177	46.668	40.525	1'50.083	236.2
8	6.773	16.274	46.793	40.086	1'49.926	225.4
9	6.806	16.408	47.030	40.430	1'50.674	232.6
10	7.336	16.214	47.037	40.299	1'50.886	231.6
11	6.709	16.383	46.695	40.657	1'50.444	229.7
12	6.676	16.039	47.179	39.888	1'49.782	241.5
13	6.688	16.248	46.806	39.919	1'49.661	233.1
14	6.783	16.665	46.754	39.914	1'50.116	220.3
15	6.733	16.407	46.759	5'16.090	6'25.989	P 230.2
SCOTT A.						
16	22.594	18.277	46.593	39.918	2'07.382	P 177.6
17	6.646	15.779	44.842	39.323	1'46.590	242.0
18	6.649	15.265	44.865	38.986	1'45.765	238.3
19	6.614	15.198	44.524	38.790	1'45.126	243.1
20	6.560	15.244	44.764	39.037	1'45.605	252.2
21	6.621	15.401	44.258	38.675	1'44.955	239.9
22	6.600	15.224	44.763	39.144	1'45.731	244.8
23	6.581	15.358	44.766	39.157	1'45.862	245.3
24	6.627	15.774	45.760	39.152	1'47.313	239.3
25	6.651	15.731	45.031	39.052	1'46.465	240.4
26	6.652	15.701	44.745	38.773	1'45.871	234.7
27	6.594	15.359	46.594	39.007	1'47.554	244.2
28	6.579	15.405	44.230	38.934	1'45.148	248.7
29	6.622	15.726	45.199	39.742	1'47.289	236.7
30	6.664	15.753	45.432	40.148	1'47.997	231.2
31	6.793	16.175	46.955	42.180	1'52.103	227.7

140 Miles Don						
Lap	Sector 1	Sector 2	Sector 3	Sector 4	Lap Time	km/h
MILES D.						
1	8.481	20.074	49.981	42.161	2'00.697	183.4
2	6.888	18.062	50.622	41.736	1'57.308	238.8
3	6.909	16.672	48.467	41.907	1'53.955	239.9
4	6.973	17.078	48.572	41.461	1'54.084	229.2
5	6.954	18.836	48.949	41.673	1'56.412	235.2
6	6.947	16.746	48.455	41.327	1'53.475	229.2
7	6.858	16.720	48.819	41.837	1'54.234	232.1
8	7.154	16.612	48.884	42.598	1'55.248	225.8
9	7.105	17.154	49.200	42.601	1'56.060	221.7
10	7.153	17.216	50.511	43.699	1'58.579	230.7
11	7.289	17.224	49.866	43.296	1'57.675	227.3
12	7.235	17.190	49.416	43.347	1'57.188	236.2
13	7.109	17.006	48.942	44.026	1'57.083	232.1
14	7.362	17.164	48.885	42.495	1'55.906	216.4
15	7.067	22.630	50.559	44.119	2'04.375	237.8
16	7.322	17.348	49.747	5'24.348	6'38.765	P 219.4
17	20.427	20.723	56.120	46.701	2'23.971	P 107.0

P = Pits In/Out - C = Lap-Time Cancelled





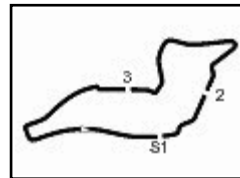
Enzo e Dino Ferrari 4.909 m

Luigi Musso Historic Gran Prix Group C - Lap Chart Race

		Lap																														
		1	2	3	4	5	6	7	8	9	10	11	12	13	14	15	16	17	18	19	20	21	22	23	24	25	26	27	28	29	30	
Pos	1	27	27	27	27	27	27	27	27	27	27	27	27	27	27	111	111	111	111	111	111	27	27	27	27	27	27	27	111	111	111	
	2	21	21	21	21	21	21	111	111	111	111	111	111	111	111	12	12	12	12	27	27	111	111	111	111	111	111	111	33	33	33	
	3	111	111	111	111	111	111	21	21	21	33	33	33	33	33	40	40	27	33	33	33	33	33	33	33	33	33	33	170	170	170	
	4	33	33	33	33	33	33	33	33	33	60	60	60	60	60	12	27	27	33	60	60	60	60	60	60	60	60	60	170	12	12	12
	5	170	170	60	60	60	60	60	60	60	12	12	12	12	12	40	33	33	60	12	12	12	12	12	12	170	170	170	12	40	40	40
	6	60	60	170	170	170	12	12	12	12	170	170	170	170	170	140	60	60	40	40	170	170	170	170	12	12	12	40	164	164	164	
	7	12	12	12	12	12	170	170	170	170	40	40	40	40	40	60	170	170	170	170	40	40	40	40	40	40	40	164				
	8	40	40	40	40	40	40	40	40	40	164	164	164	164	140	170	164	164	164	164	164	164	164	164	164	164	164	164	140			
	9	164	164	164	164	164	164	164	164	164	140	140	140	140	140	164	164	140	140	140	140	140	140	140	140	140	140	140				
	10	140	140	140	140	140	140	140	140	140																						

		Lap	
		31	32
Pos	1	111	111
	2	33	33
	3	170	
	4	12	
	5	40	





Luigi Musso Historic Gran Prix

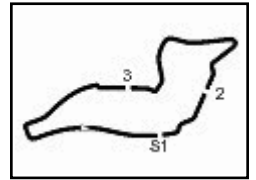
HGPCA Pre 66 - Top Speeds Free Practice 1st Session

Enzo e Dino Ferrari 4.909 m

--

Top Speeds				
1	31	BEAUMONT Andrew	LDS Alfa Romeo 03	204.1
2	53	NUTHALL Will	Cooper T53	196.7
3	22	HORSMAN Peter	Lotus 18/21	194.2
4	2	JOLLEY Rod	Cooper T45/51	186.2
5	85	BOND Stephen	Lotus 18 912	170.1
6	50	STUDER Peter	Lotus 24 950	169.3
7	64	FAIRLEY Jon	Brabham BT11	167.5
8	44	PARNELL Richard	Walker Special GP Tipo 10	147.6
9	8	DITHERIDGE Tony	Cooper T45	145.8
10	6	EYRE Martin	Cooper-Bristol MKII 8/53	145.0
11	66	HOOLE Sidney	Cooper T66	143.9
12	34	BUSSEY John	Cooper T43	142.2
13	48	OTT Rainer	Maserati 4CLT/41	141.4
14	21	BURATTI Federico	Lotus 21	140.7
15	7	EDEN Nick	Cooper-Bristol MKI 2/52	133.4
16	248	LEHR Klaus	Maserati 250F CM5	131.6
17	18	NUTHALL Ian	Cooper-Bristol MKII 11/53	128.5
18	45	RET TENMAIER Stephan	Osca G4500	124.1
19	41	MAILE Brian	Cooper T41	123.4
20	26	WAREING Andrew	BRM P261/2	114.6
21	37	PERK Eddy	Heron Alfa Romeo F1	100.9

Sector	1	Sector	2	Sector	3	Sector	4								
1	22	HORSMAN P.	7.672	1	31	BEAUMONT A.	18.954	1	53	NUTHALL W.	55.570	1	22	HORSMAN P.	47.531
2	53	NUTHALL W.	8.064	2	2	JOLLEY R.	19.035	2	31	BEAUMONT A.	56.049	2	53	NUTHALL W.	47.823
3	2	JOLLEY R.	8.384	3	53	NUTHALL W.	19.089	3	64	FAIRLEY J.	57.820	3	31	BEAUMONT A.	47.916
4	64	FAIRLEY J.	8.509	4	22	HORSMAN P.	19.174	4	22	HORSMAN P.	59.180	4	64	FAIRLEY J.	48.761
5	31	BEAUMONT A.	8.587	5	64	FAIRLEY J.	19.629	5	2	JOLLEY R.	59.519	5	2	JOLLEY R.	50.214
6	50	STUDER P.	9.055	6	50	STUDER P.	20.804	6	66	HOOLE S.	59.724	6	50	STUDER P.	50.780
7	85	BOND S.	9.475	7	34	BUSSEY J.	21.547	7	8	DITHERIDGE T.	1'00.326	7	66	HOOLE S.	51.963
8	66	HOOLE S.	9.567	8	85	BOND S.	21.661	8	50	STUDER P.	1'01.415	8	8	DITHERIDGE T.	51.972
9	21	BURATTI F.	10.061	9	8	DITHERIDGE T.	21.829	9	85	BOND S.	1'02.892	9	85	BOND S.	52.475
10	34	BUSSEY J.	10.519	10	66	HOOLE S.	21.910	10	18	NUTHALL I.	1'03.194	10	34	BUSSEY J.	54.845
11	8	DITHERIDGE T.	10.869	11	44	PARNELL R.	23.142	11	26	WAREING A.	1'03.848	11	7	EDEN N.	56.230
12	44	PARNELL R.	10.891	12	48	OTT R.	23.636	12	34	BUSSEY J.	1'04.633	12	6	EYRE M.	56.676
13	48	OTT R.	11.039	13	26	WAREING A.	23.773	13	7	EDEN N.	1'04.827	13	26	WAREING A.	57.151
14	6	EYRE M.	11.755	14	6	EYRE M.	23.835	14	6	EYRE M.	1'05.925	14	18	NUTHALL I.	57.424
15	41	MAILE B.	12.212	15	18	NUTHALL I.	23.974	15	48	OTT R.	1'07.330	15	45	RET TENMAIER S.	1'05.503
16	7	EDEN N.	12.511	16	248	LEHR K.	24.144	16	44	PARNELL R.	1'07.877	16	21	BURATTI F.	1'07.433
17	18	NUTHALL I.	12.653	17	21	BURATTI F.	24.199	17	41	MAILE B.	1'09.987				
18	45	RET TENMAIER S.	12.703	18	37	PERK E.	24.653	18	248	LEHR K.	1'10.091				
19	26	WAREING A.	15.846	19	7	EDEN N.	24.886	19	45	RET TENMAIER S.	1'12.552				
				20	41	MAILE B.	25.144	20	37	PERK E.	1'12.958				
				21	45	RET TENMAIER S.	25.242	21	21	BURATTI F.	1'15.747				



Luigi Musso Historic Gran Prix

HGPCA Pre 66 - Analysis Free Practice 1st Session

Enzo e Dino Ferrari 4.909 m

1 / 1

2 JOLLEY ROD

Lap	Sector 1	Sector 2	Sector 3	Sector 4	Lap Time	km/h	Local Time
							15:37'51.019
1	10.367	21.458	1'01.003	4'39.601	6'12.429 P	150.0	15:44'03.448
2	26.163	21.561	59.519	50.214	2'37.457 P	128.9	15:46'40.905

6 EYRE MARTIN

Lap	Sector 1	Sector 2	Sector 3	Sector 4	Lap Time	km/h	Local Time
		25.514	1'09.341	1'01.862		111.9	15:38'01.108
1	11.755	23.835	1'16.797	4'28.496	6'20.883 P	145.0	15:44'21.991
2	20.880	24.163	1'05.925	56.676	2'47.644 P	116.2	15:47'09.635

7 EDEN NICK

Lap	Sector 1	Sector 2	Sector 3	Sector 4	Lap Time	km/h	Local Time
							15:35'26.855
1	22.861	30.122	1'15.134	1'06.146	3'14.263 P	101.9	15:38'41.118
2	12.511	25.032	1'23.155	3'32.662	5'33.360 P	133.4	15:44'14.478
3	21.911	24.886	1'04.827	56.230	2'47.854 P	117.8	15:47'02.332

8 DITHERIDGE TONY

Lap	Sector 1	Sector 2	Sector 3	Sector 4	Lap Time	km/h	Local Time
		26.139	1'07.515	56.864		104.4	15:37'50.309
1	10.869	21.829	1'00.671	5'05.476	6'38.845 P	145.8	15:44'29.154
2	19.079	23.899	1'00.326	51.972	2'35.276 P	131.0	15:47'04.430

18 NUTHALL IAN

Lap	Sector 1	Sector 2	Sector 3	Sector 4	Lap Time	km/h	Local Time
							15:38'39.898
1	12.653	25.386	1'22.722	3'32.239	5'33.000 P	128.5	15:44'12.898
2	21.852	23.974	1'03.194	57.424	2'46.444 P	120.6	15:46'59.342

21 BURATTI FEDERICO

Lap	Sector 1	Sector 2	Sector 3	Sector 4	Lap Time	km/h	Local Time
							15:35'31.053
1	24.055	28.732	1'15.747	1'07.433	3'15.967 P	81.8	15:38'47.020
2	10.061	24.199	1'22.210	3'43.078	5'39.548 P	140.7	15:44'26.568

22 HORSMAN PETER

Lap	Sector 1	Sector 2	Sector 3	Sector 4	Lap Time	km/h	Local Time
		26.359	1'04.973	54.028		120.1	15:38'09.737
1	9.590	22.488	1'12.778	4'22.318	6'07.174 P	168.0	15:44'16.911
2	19.305	22.281	59.180	47.531	2'28.297 P	135.4	15:46'45.208

26 WAREING ANDREW

Lap	Sector 1	Sector 2	Sector 3	Sector 4	Lap Time	km/h	Local Time
							15:44'10.832
1	22.667	23.773	1'03.848	57.151	2'47.439 P	114.6	15:46'58.271

31 BEAUMONT ANDREW

Lap	Sector 1	Sector 2	Sector 3	Sector 4	Lap Time	km/h	Local Time
		21.315	57.540	48.631		132.7	15:37'22.092
1	8.657	18.954	56.049	5'06.089	6'29.749 P	204.1	15:43'51.841
2	19.327	22.385	56.190	47.916	2'25.818 P	133.6	15:46'17.659

34 BUSSEY JOHN

Lap	Sector 1	Sector 2	Sector 3	Sector 4	Lap Time	km/h	Local Time
		25.846	1'06.712	58.346		105.2	15:37'49.712
1	10.519	21.547	1'08.241	4'47.800	6'28.107 P	142.2	15:44'17.819
2	19.874	23.958	1'04.633	54.845	2'43.310 P	124.5	15:47'01.129

37 PERK EDDY

Lap	Sector 1	Sector 2	Sector 3	Sector 4	Lap Time	km/h	Local Time
		25.507	1'07.559	7'45.149		110.2	15:44'40.780

41 MAILE BRIAN

Lap	Sector 1	Sector 2	Sector 3	Sector 4	Lap Time	km/h	Local Time
		26.785	1'10.234	1'02.774		114.6	15:38'25.358
1	12.212	25.144	1'36.637	3'52.316	6'06.309 P	123.4	15:44'31.667

44 PARNELL RICHARD

Lap	Sector 1	Sector 2	Sector 3	Sector 4	Lap Time	km/h	Local Time
		27.596	1'07.534	59.228		90.1	15:38'09.331
1	10.891	23.142	1'16.239	4'48.508	6'38.780 P	147.6	15:44'48.111

45 RETTENMAIER STEPHAN

Lap	Sector 1	Sector 2	Sector 3	Sector 4	Lap Time	km/h	Local Time	
							15:38'11.401	
1					1'10.091	4'40.794	6'23.938 P	15:44'35.339

1	24.493	29.543	1'13.342	1'05.503	3'12.881 P	100.6	15:38'41.657
2	12.703	25.884	1'22.161	3'51.292	5'52.040 P	117.6	15:44'33.697

48 OTT RAINER

Lap	Sector 1	Sector 2	Sector 3	Sector 4	Lap Time	km/h	Local Time
							15:38'24.157
1	11.039	23.636	1'11.636	4'20.009	6'06.320 P	141.4	15:44'30.477

50 STUDER PETER

Lap	Sector 1	Sector 2	Sector 3	Sector 4	Lap Time	km/h	Local Time
		24.763	1'04.333	54.578		104.3	15:37'54.324
1	9.100	20.804	1'01.979	4'36.084	6'07.967 P	169.3	15:44'02.291
2	22.073	24.087	1'01.415	50.780	2'38.355 P	111.6	15:46'40.646

53 NUTHALL WILL

Lap	Sector 1	Sector 2	Sector 3	Sector 4	Lap Time	km/h	Local Time
		24.592	59.323	48.817		103.9	15:37'33.300
1	8.286	19.585	57.097	4'59.989	6'24.957 P	176.2	15:43'58.257
2	16.148	20.225	55.570	47.823	2'19.766 P	147.0	15:46'18.023

64 FAIRLEY JON

Lap	Sector 1	Sector 2	Sector 3	Sector 4	Lap Time	km/h	Local Time
		26.576	1'00.885	53.273		94.0	15:37'56.388
1	9.669	22.211	1'02.742	4'36.049	6'10.671 P	149.2	15:44'07.059
2	23.746	21.067	57.820	48.761	2'31.394 P	137.8	15:46'38.453

66 HOOLE SIDNEY

Lap	Sector 1	Sector 2	Sector 3	Sector 4	Lap Time	km/h	Local Time
		25.243	1'04.209	54.314		96.0	15:37'55.901
1	9.567	21.910	1'00.698	4'56.155	6'28.330 P	143.9	15:44'24.231
2	19.809	22.718	59.724	51.963	2'34.214 P	136.1	15:46'58.445

85 BOND STEPHEN

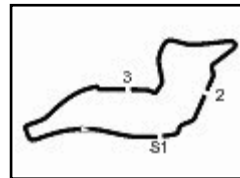
Lap	Sector 1	Sector 2	Sector 3	Sector 4	Lap Time	km/h	Local Time
		26.400	1'09.161	59.888		104.2	15:37'53.157
1	11.167	23.237	1'06.645	4'34.374	6'15.423 P	144.6	15:44'08.580
2	23.151	23.554	1'02.892	52.475	2'42.072 P	124.3	15:46'50.652

248 LEHR KLAUS

Lap	Sector 1	Sector 2	Sector 3	Sector 4	Lap Time	km/h	Local Time	
							15:38'11.401	
1					1'10.091	4'40.794	6'23.938 P	15:44'35.339

P = Pits In/Out - C = Lap-Time Cancelled





Enzo e Dino Ferrari 4.909 m

Luigi Musso Historic Gran Prix HGPCA Pre 66 - Top Speeds Qualifying

Best Lap:

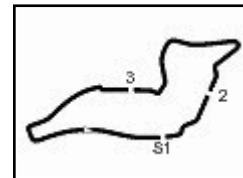
1	22	HORSMAN Peter	Lotus 18/21	2'03.263
2	2	JOLLEY Rod	Cooper T45/51	2'04.728
3	53	NUTHALL Will	Cooper T53	2'05.461
4	64	FAIRLEY Jon	Brabham BT11	2'05.510
5	31	BEAUMONT Andrew	LDS Alfa Romeo 03	2'07.855
6	50	STUDER Peter	Lotus 24 950	2'09.591
7	44	PARNELL Richard	Walker Special GP Tipo 10	2'12.635
8	37	PERK Eddv	Heron Alfa Romeo F1	2'13.288
9	66	HOOLE Sidnev	Cooper T66	2'13.454
10	14	COOK Malcolm	Cooper T43	2'15.486
11	85	BOND Stephen	Lotus 18 912	2'16.137
12	26	WAREING Andrew	BRM P261/2	2'16.266
13	47	JOLLIFFE Brian	Cooper T45	2'16.277
14	8	DITHERIDGE Tony	Cooper T45	2'17.603
15	248	LEHR Klaus	Maserati 250F CM5	2'19.441
16	18	NUTHALL Ian	Cooper-Bristol MKII 11/53	2'20.146
17	7	EDEN Nick	Cooper-Bristol MKI 2/52	2'21.770
18	34	BUSSEY John	Cooper T43	2'22.509
19	6	EYRE Martin	Cooper-Bristol MKII 8/53	2'23.836
20	21	BURATTI Federico	Lotus 21	2'24.514
21	48	OTT Rainer	Maserati 4CLT/41	2'24.989
22	41	MAILE Brian	Cooper T41	2'27.678
23	45	RET TENMAIER Stephan	Osc a G4500	2'38.246

Top Speeds

1	64	FAIRLEY Jon	Brabham BT11	226.3
2	22	HORSMAN Peter	Lotus 18/21	223.5
3	50	STUDER Peter	Lotus 24 950	217.7
4	31	BEAUMONT Andrew	LDS Alfa Romeo 03	216.4
5	2	JOLLEY Rod	Cooper T45/51	216.4
6	53	NUTHALL Will	Cooper T53	212.1
7	44	PARNELL Richard	Walker Special GP Tipo 10	206.5
8	47	JOLLIFFE Brian	Cooper T45	196.3
9	37	PERK Eddv	Heron Alfa Romeo F1	192.5
10	8	DITHERIDGE Tony	Cooper T45	189.8
11	6	EYRE Martin	Cooper-Bristol MKII 8/53	189.5
12	7	EDEN Nick	Cooper-Bristol MKI 2/52	189.1
13	248	LEHR Klaus	Maserati 250F CM5	187.2
14	48	OTT Rainer	Maserati 4CLT/41	186.2
15	26	WAREING Andrew	BRM P261/2	186.2
16	85	BOND Stephen	Lotus 18 912	185.6
17	34	BUSSEY John	Cooper T43	185.2
18	18	NUTHALL Ian	Cooper-Bristol MKII 11/53	181.8
19	66	HOOLE Sidnev	Cooper T66	181.2
20	21	BURATTI Federico	Lotus 21	175.0
21	41	MAILE Brian	Cooper T41	169.3
22	14	COOK Malcolm	Cooper T43	165.2
23	45	RET TENMAIER Stephan	Osc a G4500	152.8

Sector 1			Sector 2			Sector 3			Sector 4						
1	22	HORSMAN P.	7.365	1	53	NUTHALL W.	18.070	1	22	HORSMAN P.	52.497	1	22	HORSMAN P.	44.441
2	2	JOLLEY R.	7.443	2	22	HORSMAN P.	18.141	2	53	NUTHALL W.	52.880	2	2	JOLLEY R.	45.398
3	64	FAIRLEY J.	7.850	3	64	FAIRLEY J.	18.324	3	2	JOLLEY R.	53.116	3	64	FAIRLEY J.	45.578
4	53	NUTHALL W.	7.868	4	31	BEAUMONT A.	18.331	4	64	FAIRLEY J.	53.227	4	53	NUTHALL W.	45.700
5	44	PARNELL R.	8.039	5	2	JOLLEY R.	18.534	5	31	BEAUMONT A.	54.156	5	31	BEAUMONT A.	46.506
6	248	LEHR K.	8.062	6	50	STUDER P.	18.809	6	50	STUDER P.	54.545	6	50	STUDER P.	47.170
7	50	STUDER P.	8.226	7	37	PERK E.	19.056	7	37	PERK E.	56.095	7	44	PARNELL R.	47.980
8	47	JOLLIFFE B.	8.261	8	26	WAREING A.	19.769	8	66	HOOLE S.	56.352	8	66	HOOLE S.	48.354
9	66	HOOLE S.	8.359	9	44	PARNELL R.	19.838	9	44	PARNELL R.	56.606	9	37	PERK E.	48.374
10	31	BEAUMONT A.	8.391	10	66	HOOLE S.	19.902	10	26	WAREING A.	57.262	10	47	JOLLIFFE B.	48.664
11	48	OTT R.	8.399	11	85	BOND S.	19.946	11	14	COOK M.	57.442	11	14	COOK M.	48.848
12	26	WAREING A.	8.447	12	7	EDEN N.	20.146	12	85	BOND S.	57.527	12	85	BOND S.	48.946
13	14	COOK M.	8.542	13	14	COOK M.	20.163	13	8	DITHERIDGE T.	57.743	13	8	DITHERIDGE T.	49.741
14	8	DITHERIDGE T.	8.582	14	18	NUTHALL I.	20.225	14	47	JOLLIFFE B.	58.291	14	26	WAREING A.	49.846
15	21	BURATTI F.	8.633	15	8	DITHERIDGE T.	20.348	15	18	NUTHALL I.	59.359	15	248	LEHR K.	49.909
16	37	PERK E.	8.894	16	47	JOLLIFFE B.	20.396	16	248	LEHR K.	59.505	16	18	NUTHALL I.	51.181
17	6	EYRE M.	9.001	17	6	EYRE M.	20.655	17	34	BUSSEY J.	59.951	17	7	EDEN N.	51.556
18	7	EDEN N.	9.010	18	34	BUSSEY J.	20.716	18	7	EDEN N.	1'00.366	18	34	BUSSEY J.	51.600
19	85	BOND S.	9.027	19	248	LEHR K.	20.798	19	6	EYRE M.	1'00.570	19	21	BURATTI F.	51.701
20	34	BUSSEY J.	9.105	20	21	BURATTI F.	21.398	20	21	BURATTI F.	1'00.600	20	6	EYRE M.	52.195
21	18	NUTHALL I.	9.234	21	41	MAILE B.	21.933	21	48	OTT R.	1'01.777	21	48	OTT R.	52.385
22	41	MAILE B.	9.568	22	48	OTT R.	21.935	22	41	MAILE B.	1'01.962	22	41	MAILE B.	53.573
23	45	RET TENMAIER S.	9.872	23	45	RET TENMAIER S.	23.231	23	45	RET TENMAIER S.	1'07.149	23	45	RET TENMAIER S.	56.805



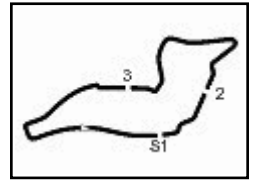


Enzo e Dino Ferrari 4.909 m

Luigi Musso Historic Gran Prix HGPCA Pre 66 - Ideal Times Qualifying

No.	Driver	Car	Sector 1	Sector 2	Sector 3	Sector 4	Ideal Time	Lap Time	Pos.	Diff.
1	22 HORSMAN P.	Lotus 18/21	7.365	18.141	52.497	44.441	2'02.444	2'03.263	1	0.819
2	2 JOLLEY R.	Cooper T45/51	7.443	18.534	53.116	45.398	2'04.491	2'04.728	2	0.237
3	53 NUTHALL W.	Cooper T53	7.868	18.070	52.880	45.700	2'04.518	2'05.461	3	0.943
4	64 FAIRLEY J.	Brabham BT11	7.850	18.324	53.227	45.578	2'04.979	2'05.510	4	0.531
5	31 BEAUMONT A.	LDS Alfa Romeo 03	8.391	18.331	54.156	46.506	2'07.384	2'07.855	5	0.471
6	50 STUDER P.	Lotus 24 950	8.226	18.809	54.545	47.170	2'08.750	2'09.591	6	0.841
7	37 PERK E.	Heron Alfa Romeo F1	8.894	19.056	56.095	48.374	2'12.419	2'13.268	8	0.849
8	44 PARNELL R.	Walker Special GP Ti	8.039	19.838	56.606	47.980	2'12.463	2'12.635	7	0.172
9	66 HOOLE S.	Cooper T66	8.359	19.902	56.352	48.354	2'12.967	2'13.454	9	0.487
10	14 COOK M.	Cooper T43	8.542	20.163	57.442	48.848	2'14.995	2'15.486	10	0.491
11	26 WAREING A.	BRM P261/2	8.447	19.769	57.262	49.846	2'15.324	2'16.266	12	0.942
12	85 BOND S.	Lotus 18 912	9.027	19.946	57.527	48.946	2'15.446	2'16.137	11	0.691
13	47 JOLLIFFE B.	Cooper T45	8.261	20.396	58.291	48.664	2'15.612	2'16.277	13	0.665
14	8 DITHERIDGE T.	Cooper T45	8.582	20.348	57.743	49.741	2'16.414	2'17.603	14	1.189
15	248 LEHR K.	Maserati 250F CM5	8.062	20.798	59.505	49.909	2'18.274	2'19.441	15	1.167
16	18 NUTHALL I.	Cooper-Bristol MKII	9.234	20.225	59.359	51.181	2'19.999	2'20.146	16	0.147
17	7 EDEN N.	Cooper-Bristol MKI 2	9.010	20.146	1'00.366	51.556	2'21.078	2'21.770	17	0.692
18	34 BUSSEY J.	Cooper T43	9.105	20.716	59.951	51.600	2'21.372	2'22.509	18	1.137
19	21 BURATTI F.	Lotus 21	8.633	21.398	1'00.600	51.701	2'22.332	2'24.514	20	2.182
20	6 EYRE M.	Cooper-Bristol MKII	9.001	20.655	1'00.570	52.195	2'22.421	2'23.836	19	1.415
21	48 OTT R.	Maserati 4CLT/41	8.399	21.935	1'01.777	52.385	2'24.496	2'24.989	21	0.493
22	41 MAILE B.	Cooper T41	9.568	21.933	1'01.962	53.573	2'27.036	2'27.678	22	0.642
23	45 RETTENMAIER S.	Osca G4500	9.872	23.231	1'07.149	56.805	2'37.057	2'38.246	23	1.189
Overall Ideal Time			7.365	18.070	52.497	44.441	2'02.373			





Enzo e Dino Ferrari 4.909 m

Luigi Musso Historic Gran Prix

HGPCA Pre 66 - Analysis Qualifying

2 JOLLEY ROD							
Lap	Sector 1	Sector 2	Sector 3	Sector 4	Lap Time	km/h	Local Time
1	8.003	25.355	59.526	49.007	2'08.154	113.0	11:46'35.246
2	7.910	19.187	54.325	46.639	2'06.865	183.0	11:48'43.400
3	7.584	18.856	53.852	46.247	2'06.614	177.3	11:50'50.265
4	8.552	18.675	54.261	46.094	2'06.614	198.9	11:52'56.879
5	8.520	20.207	54.644	46.108	2'09.511	158.6	11:55'06.390
6	7.663	18.990	53.529	46.214	2'07.253	163.4	11:57'13.643
7	7.590	18.587	53.907	45.765	2'05.922	207.2	11:59'19.565
8	7.443	18.624	53.116	45.398	2'04.728	200.3	12:01'24.293
9	7.553	19.239	54.191	46.426	2'07.409	204.5	12:05'38.209

6 EYRE MARTIN							
Lap	Sector 1	Sector 2	Sector 3	Sector 4	Lap Time	km/h	Local Time
1	10.374	27.513	1'11.821	56.391	1'11.2	111.2	11:47'31.269
2	9.343	21.930	1'02.879	52.219	2'27.402	159.1	11:49'58.671
3	9.318	20.919	1'00.922	52.702	2'23.886	169.3	11:52'22.557
4	10.207	21.283	1'01.217	52.195	2'24.013	173.6	11:54'46.570
5	9.510	21.665	1'01.074	52.972	2'25.918	142.3	11:57'12.488
6	9.129	20.655	1'00.570	53.101	2'23.836	179.4	11:59'36.324
7	9.001	21.263	1'03.663	53.801	2'27.856	182.4	12:02'04.180
8	9.001	20.862	1'02.054	53.090	2'25.007	189.5	12:04'29.187

7 EDEN NICK							
Lap	Sector 1	Sector 2	Sector 3	Sector 4	Lap Time	km/h	Local Time
1	9.593	25.845	1'04.082	55.679	1'10.4	110.4	11:47'01.850
2	9.010	21.146	1'01.391	51.856	2'23.986	170.1	11:49'25.836
3	9.037	20.422	1'00.784	51.776	2'21.992	187.8	11:51'47.828
4	9.433	20.451	1'00.366	51.916	2'21.770	189.1	11:54'09.598
5	9.090	20.680	1'00.775	52.775	2'23.663	176.2	11:56'33.261
6	9.175	20.313	1'00.892	52.341	2'22.636	188.8	11:58'55.897
7	9.233	20.817	1'01.435	52.026	2'23.453	183.7	12:01'19.350
8	9.180	20.462	1'00.671	51.755	2'22.121	184.3	12:03'41.471
9	9.180	20.146	1'01.017	51.556	2'21.899	186.2	12:06'03.370

8 DITHERIDGE TONY							
Lap	Sector 1	Sector 2	Sector 3	Sector 4	Lap Time	km/h	Local Time
1	10.321	25.041	1'05.769	52.183	1'22.1	112.1	11:46'48.761
2	9.679	20.976	58.438	49.741	2'19.476	156.6	11:49'08.237
3	8.873	20.684	59.007	50.714	2'20.084	151.1	11:51'28.321
4	8.973	20.727	57.968	50.035	2'17.603	161.7	11:53'45.924
5	9.146	20.348	1'08.713	50.068	2'28.102	157.5	11:56'14.026
6	9.140	20.766	59.107	49.971	2'18.990	158.4	11:58'33.016
7	9.303	21.277	57.743	51.031	2'19.191	161.9	12:00'52.207
8	8.582	20.923	59.837	51.700	2'21.763	146.0	12:03'13.970
9	8.582	20.358	58.653	50.547	2'18.140	189.8	12:05'32.110

14 COOK MALCOLM							
Lap	Sector 1	Sector 2	Sector 3	Sector 4	Lap Time	km/h	Local Time
1	11.472	24.245	1'03.987	55.761	1'18.2	118.2	11:46'48.539
2	8.867	21.970	1'04.217	51.553	2'29.212	142.3	11:49'17.751
3	8.542	21.716	1'00.125	50.103	2'20.811	151.9	11:51'38.562
4	9.787	20.300	58.618	50.930	2'18.390	165.2	11:53'56.952
5	8.702	20.420	1'01.399	49.171	2'20.777	155.2	11:56'17.729
6	9.263	20.163	57.679	49.507	2'16.051	163.9	11:58'33.780
7	8.589	20.742	58.388	49.843	2'18.236	149.6	12:00'52.016
8	8.595	20.549	57.786	48.848	2'15.772	156.8	12:03'07.788
9	8.595	20.432	57.442	49.017	2'15.486	158.4	12:05'23.274

18 NUTHALL IAN							
Lap	Sector 1	Sector 2	Sector 3	Sector 4	Lap Time	km/h	Local Time
1	9.989	27.058	1'11.085	56.234	1'10.8	100.8	11:47'14.297
2	9.428	21.441	1'06.453	53.903	2'31.786	167.5	11:49'46.083
3	9.234	20.840	1'00.350	51.916	2'22.534	162.7	11:52'08.617
4	10.092	20.372	59.359	51.181	2'20.146	181.8	11:54'28.763
5	10.092	20.225	59.413	54.045	2'23.775	155.2	11:56'52.538

21 BURATTI FEDERICO							
Lap	Sector 1	Sector 2	Sector 3	Sector 4	Lap Time	km/h	Local Time
1	9.371	28.376	1'15.427	59.094	1'13.9	113.9	11:47'03.352
2	20.028	23.250	1'03.147	2'09.913	3'45.681 P	154.5	11:50'49.033
3	8.788	22.099	1'03.202	55.061	2'40.390 P	146.4	11:53'29.423
4	8.633	21.932	1'02.093	51.701	2'24.514	160.7	11:55'53.937
5	8.934	25.182	1'00.600	53.046	2'27.461	175.0	11:58'21.398
6	8.955	22.882	1'02.145	52.183	2'26.144	167.2	12:00'47.542
7	8.695	22.871	1'06.261	51.961	2'30.048	161.2	12:03'17.590
8	8.954	21.398	1'05.137	1'03.430	2'38.659	164.2	12:05'56.249

22 HORSMAN PETER							
Lap	Sector 1	Sector 2	Sector 3	Sector 4	Lap Time	km/h	Local Time
1	8.118	29.375	1'04.130	49.505	79.4		11:48'08.873
2	7.531	19.453	55.419	45.575	2'08.565	197.8	11:50'17.438
3	7.394	18.930	52.565	44.441	2'03.467	204.9	11:52'20.905
4	7.860	18.141	53.084	44.644	2'03.263	218.5	11:54'24.168
5	7.365	18.525	53.971	44.816	2'05.172	199.6	11:56'29.340
6	8.276	18.248	53.672	45.418	2'04.703	223.5	11:58'34.043
7	7.612	19.132	53.993	45.224	2'06.625	179.7	12:00'40.668
8	7.440	18.667	53.255	45.060	2'04.594	191.8	12:02'45.262
9	7.440	18.434	52.497	46.068	2'04.439	214.6	12:04'49.701

26 WAREING ANDREW							
Lap	Sector 1	Sector 2	Sector 3	Sector 4	Lap Time	km/h	Local Time
1	9.722	23.952	1'06.972	53.216	124.6		11:46'51.789
2	9.227	21.181	1'01.989	49.864	2'22.756	146.8	11:49'14.545
3	8.836	20.877	59.262	49.846	2'19.212	157.0	11:51'33.757
4	8.707	20.184	58.905	53.493	2'21.418	180.3	11:53'55.175
5	8.617	20.477	1'06.333	50.044	2'25.561	183.0	11:56'20.736
6	8.447	20.417	57.262	49.970	2'16.266	175.9	11:58'37.002
7	8.447	20.206	57.683	50.031	2'16.367	174.5	12:00'53.369
8	8.533	20.298	58.891	51.430	2'19.452	162.9	12:03'12.821

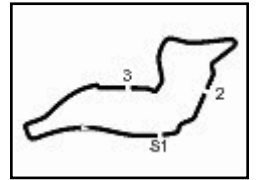
31 BEAUMONT ANDREW							
Lap	Sector 1	Sector 2	Sector 3	Sector 4	Lap Time	km/h	Local Time
1	8.694	21.500	57.771	47.933	135.2		11:46'20.567
2	8.407	18.942	55.070	46.506	2'09.212	203.7	11:48'29.779
3	8.391	18.577	54.156	46.715	2'07.855	214.2	11:50'37.634
4	8.815	18.331	55.427	50.709	2'12.858	216.4	11:52'50.492
5	9.598	18.687	55.892	50.229	2'13.623	204.9	11:55'04.115
6	9.598	20.224	57.645	49.245	2'16.712	180.3	11:57'20.827

34 BUSSEY JOHN							
Lap	Sector 1	Sector 2	Sector 3	Sector 4	Lap Time	km/h	Local Time
1	9.353	25.740	1'07.860	56.592	107.7		11:47'01.417
2	9.106	21.129	1'00.427	51.600	2'22.509	167.2	11:49'23.926
3	9.105	20.716	1'00.518	52.280	2'22.620	180.3	11:51'46.546
4	9.105	20.863	59.951	52.701	2'22.620	185.2	11:54'09.166

37 PERK EDDY							
Lap	Sector 1	Sector 2	Sector 3	Sector 4	Lap Time	km/h	Local Time
1	23.868	23.019	1'00.455	52.129	2'39.471 P	111.0	11:44'34.444
2	8.905	19.894	56.095	48.374	2'13.268	169.0	11:49'27.182
3	8.894	19.377	56.105	50.003	2'14.379	187.5	11:51'41.561
4	9.276	19.056	56.623	50.129	2'15.084	192.5	11:53'56.645
5	9.352	19.445	1'01.124	49.727	2'19.648	191.5	11:56'16.293
6	9.269	19.465	57.198	49.362	2'15.294	192.5	11:58'31.587
7	9.426	19.980	58.027	49.615	2'17.048	188.1	12:00'48.635
8	9.346	20.459	56.402	50.117	2'16.324	189.1	12:03'04.959
9	9.589	19.348	56.375	49.882	2'15.194	184.6	12:05'20.153

41 MAILE BRIAN							
Lap	Sector 1	Sector 2	Sector 3	Sector 4	Lap Time	km/h	Local Time
1	9.770	22.654	1'04.915	54.160	2'31.499	161.9	11:49'49.917
2	9.837	22.572	1'03.610	55.320	2'31.339	148.8	11:52'21.256
3	9.837	22.572	1'03.610	55.320	2'31.339	148.8	11:52'21.256
4	10.420	22.674	1'03.866	54.752	2'31.712	137.1	11:57'22.023
5	9.756	22.069	1'02.331	53.861	2'28.017	155.9	11:59'50.040
6	9.568	22.471	1'01.962	54.284	2'28.285	169.3	12:02'18.325
7	9.968	21.933	1'02.204	53.573	2'27.678	163.7	12:04'46.003

44 PARNELL RICHARD							
Lap	Sector 1	Sector 2	Sector 3	Sector 4	Lap Time	km/h	Local Time
1	9.448	26.024	1'06.461	54.970	94.5		11:47'15.149
2	8.513	21.310	59.189	49			



Enzo e Dino Ferrari 4.909 m

Luigi Musso Historic Gran Prix

HGPCA Pre 66 - Analysis Qualifying

Lap	Sector 1	Sector 2	Sector 3	Sector 4	Lap Time	km/h	Local Time
1	11.064	27.613	1'10.400	58.558	99.2	11:47'27.135	
2	10.857	24.070	1'09.697	59.162	2'43.993	125.9	11:50'11.128
3	10.643	23.619	1'07.533	58.139	2'39.934	146.0	11:55'33.636
4	10.016	24.312	1'07.823	57.979	2'40.130	141.4	11:58'13.766
5	10.251	23.249	1'08.150	57.849	2'39.499	146.8	12:00'53.265
6	9.922	23.497	1'07.149	57.736	2'38.304	146.6	12:03'31.569
7	9.872	23.231	1'08.338	56.805	2'38.246	152.8	12:06'09.815

5	9.215	20.195	57.563	50.237	2'17.210	174.5	11:58'25.445
6	9.187	19.946	57.699	49.817	2'16.649	182.4	12:00'42.094
7	9.123	20.068	57.683	49.383	2'16.257	181.8	12:02'58.351
8	9.369	20.157	57.610	49.699	2'16.835	172.8	12:05'15.186

248 LEHR KLAUS

Lap	Sector 1	Sector 2	Sector 3	Sector 4	Lap Time	km/h	Local Time
1	8.450	26.283	1'11.194	53.723	2'20.798	174.5	11:47'13.451
2	8.062	21.052	59.954	50.373	2'19.441	187.2	11:51'53.690
3	8.423	20.798	1'00.260	50.607	2'20.088	166.9	11:54'13.778
4	9.438	20.928	1'00.755	50.681	2'21.802	160.7	11:56'35.580
5	8.832	20.890	59.505	50.705	2'19.932	172.5	11:58'55.512
6	8.544	21.293	59.784	50.505	2'20.126	159.1	12:01'15.638
7	8.756	21.720	1'01.369	50.791	2'22.636	158.9	12:03'38.274
8	8.546	21.910	1'00.438	50.121	2'21.015	164.9	12:05'59.289

47 JOLLIFFE BRIAN

Lap	Sector 1	Sector 2	Sector 3	Sector 4	Lap Time	km/h	Local Time
1		25.177	1'01.883	51.076	111.9	11:46'40.272	
2	8.962	21.259	59.109	48.721	2'18.051	170.1	11:48'58.323
3	8.755	21.011	1'03.342	49.422	2'22.530	172.8	11:51'20.853
4	8.293	20.762	59.022	48.763	2'16.840	196.3	11:53'37.693
5	8.324	20.670	59.158	50.179	2'18.331	182.7	11:55'56.024
6	8.584	22.140	58.503	48.954	2'18.181	171.7	11:58'14.205
7	8.684	20.396	58.736	50.340	2'18.156	185.9	12:00'32.361
8	8.525	20.587	58.338	49.629	2'17.079	175.9	12:02'49.440
9	8.261	21.061	58.291	48.664	2'16.277	191.1	12:05'05.717

48 OTT RAINER

Lap	Sector 1	Sector 2	Sector 3	Sector 4	Lap Time	km/h	Local Time
1		25.771	1'06.889	56.760	95.6	11:47'18.549	
2	10.181	22.592	1'02.896	52.725	2'28.394	147.8	11:49'46.943
3	9.057	22.215	1'01.777	53.074	2'26.123	158.4	11:52'13.066
4	8.696	22.085	1'03.273	53.818	2'27.872	163.4	11:54'40.938
5	9.590	22.291	1'03.565	53.019	2'28.465	142.2	11:57'09.403
6	8.399	22.105	1'02.596	52.934	2'26.034	186.2	11:59'35.437
7	8.699	22.297	1'03.344	53.184	2'27.524	165.2	12:02'02.961
8	8.502	21.935	1'02.167	52.385	2'24.989	173.9	12:04'27.950

50 STUDER PETER

Lap	Sector 1	Sector 2	Sector 3	Sector 4	Lap Time	km/h	Local Time
1		23.165	1'02.241	49.385	120.1	11:46'48.422	
2	8.523	19.731	56.089	48.202	2'12.545	192.8	11:49'00.967
3	8.351	19.398	57.247	48.623	2'13.619	203.3	11:51'14.586
4	8.393	19.243	55.986	48.734	2'12.356	211.3	11:53'26.942
5	8.456	19.095	55.879	48.055	2'11.485	210.5	11:55'38.427
6	8.275	20.324	59.449	52.632	2'20.680	210.9	11:57'59.107
7	8.291	18.851	55.279	47.170	2'09.591	214.2	12:00'08.698
8	8.262	18.908	54.545	48.202	2'09.917	217.7	12:02'18.615
9	8.226	18.809	54.737	48.052	2'09.824	216.4	12:04'28.439

53 NUTHALL WILL

Lap	Sector 1	Sector 2	Sector 3	Sector 4	Lap Time	km/h	Local Time
1		21.573	1'00.592	48.445	127.4	11:47'06.660	
2	7.992	20.123	55.265	47.998	2'11.378	180.0	11:49'18.038
3	8.415	18.926	54.380	47.986	2'09.707	171.2	11:51'27.745
4	8.001	18.402	53.889	45.985	2'06.277	193.5	11:53'34.022
5	7.969	18.740	55.297	46.157	2'08.163	194.9	11:55'42.185
6	7.894	18.352	53.896	46.114	2'06.256	203.7	11:57'48.441
7	7.962	18.406	53.393	45.700	2'05.461	203.0	11:59'53.902
8	7.868	18.350	52.880	46.662	2'05.760	209.7	12:01'59.662

64 FAIRLEY JON

Lap	Sector 1	Sector 2	Sector 3	Sector 4	Lap Time	km/h	Local Time
1		25.022	58.990	47.692	108.9	11:46'34.301	
2	8.162	18.705	54.821	45.935	2'07.623	187.5	11:48'41.924
3	7.966	18.434	53.499	45.771	2'05.670	215.9	11:50'47.594
4	8.039	18.324	53.569	45.578	2'05.510	208.4	11:52'53.104
5	7.850	18.335	53.657	45.949	2'05.791	226.3	11:54'58.895

66 HOOLE SIDNEY

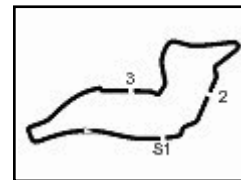
Lap	Sector 1	Sector 2	Sector 3	Sector 4	Lap Time	km/h	Local Time
1		23.364	1'01.111	50.339	112.0	11:46'53.008	
2	9.130	20.816	59.968	48.411	2'18.325	146.4	11:49'11.333
3	8.773	20.493	57.394	49.640	2'16.300	157.5	11:51'27.633
4	8.824	20.098	56.352	48.354	2'13.628	161.9	11:53'41.261
5	8.359	19.902	56.787	48.406	2'13.454	181.2	11:55'54.715
6	8.458	20.601	57.022	50.284	2'16.365	173.1	11:58'11.080

85 BOND STEPHEN

Lap	Sector 1	Sector 2	Sector 3	Sector 4	Lap Time	km/h	Local Time
1		24.853	1'05.554	54.130	119.0	11:46'53.574	
2	9.956	21.361	1'01.835	52.151	2'25.303	151.7	11:49'18.877
3	9.445	20.574	57.737	48.946	2'16.702	159.6	11:51'35.579
4	9.027	20.039	57.527	49.926	2'16.519	181.2	11:53'52.098
5	9.120	20.297	57.768	48.952	2'16.137	185.6	11:56'08.235

P = Pits In/Out - C = Lap-Time Cancelled





Enzo e Dino Ferrari 4.909 m

Luigi Musso Historic Gran Prix HGPCA Pre 66 - Results Qualifying

Best Lap: = 2'03.263 - 4,909 km - Avg 143,371 km/h

No.	Driver	Driver	Team	Car	Class	Time	Gap	Rel.	Laps
1	22 HORSMAN Peter	Horsman Peter		Lotus 18/21	CL12	2'03.263			8
2	2 JOLLEY Rod	Jolley Rod		Cooper T45/51	CL12	2'04.728	1.465	1.465	9
3	53 NUTHALL Will	Nuthall Will		Cooper T53	CL12	2'05.461	2.198	0.733	7
4	64 FAIRLEY Jon	Fairley Jon		Brabham BT11	CL12	2'05.510	2.247	0.049	4
5	31 BEAUMONT Andrew	Beaumont Andrew		LDS Alfa Romeo 03	CL10	2'07.855	4.592	2.345	5
6	50 STUDER Peter	Studer Peter		Lotus 24 950	CL10	2'09.591	6.328	1.736	8
7	44 PARNELL Richard	Parnell Richard		Walker Special GP Tipo 10CL12		2'12.635	9.372	3.044	8
8	37 PERK Eddy	Perk Eddy		Heron Alfa Romeo F1	CL10	2'13.268	10.005	0.633	9
9	66 HOOLE Sidney	Hoole Sidney		Cooper T66	CL11	2'13.454	10.191	0.186	5
10	14 COOK Malcolm	Cook Malcolm		Cooper T43	CL9	2'15.486	12.223	2.032	8
11	85 BOND Stephen	Bond Stephen		Lotus 18 912	CL10	2'16.137	12.874	0.651	8
12	26 WAREING Andrew	Wareing Andrew		BRM P261/2	CL11	2'16.266	13.003	0.129	7
13	47 JOLLIFFE Brian	Jolliffe Brian		Cooper T45	CL9	2'16.277	13.014	0.011	8
14	8 DITHERIDGE Tony	Ditheridge Tony		Cooper T45	CL9	2'17.603	14.340	1.326	8
15	248 LEHR Klaus	Lehr Klaus		Maserati 250F CM5	CL7	2'19.441	16.178	1.838	8
16	18 NUTHALL Ian	Nuthall Ian		Cooper-Bristol MKII 11/53	CL5	2'20.146	16.883	0.705	4
17	7 EDEN Nick	Eden Nick		Cooper-Bristol MKI 2/52	CL5	2'21.770	18.507	1.624	8
18	34 BUSSEY John	Bussey John		Cooper T43	CL7	2'22.509	19.246	0.739	3
19	6 EYRE Martin	Eyre Martin		Cooper-Bristol MKII 8/53	CL5	2'23.836	20.573	1.327	7
20	21 BURATTI Federico	Buratti Federico		Lotus 21	CL10	2'24.514	21.251	0.678	7
21	48 OTT Rainer	Ott Rainer		Maserati 4CLT/41	CL2	2'24.989	21.726	0.475	7
22	41 MAILE Brian	Maile Brian		Cooper T41	CL7	2'27.678	24.415	2.689	7
23	45 RETTENMAIER Stephan	Rettenmaier Stephan		Osca G4500	CL4	2'38.246	34.983	10.568	7

Driver n. 27 'Wilson' is not qualified

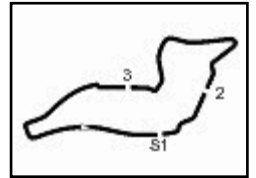
Humidity:	62%	Air	18°C
Condition:	Dry	Temp:	25°C

Race Director : Campana Giorgio

Start 11:44
End 12:06

The results are provisional until the end of the time limit for protests and appeals and the completion of the technical checks.





Enzo e Dino Ferrari 4.909 m

Luigi Musso Historic Gran Prix HGPCA Pre 66 - Top Speeds Race 2

Results

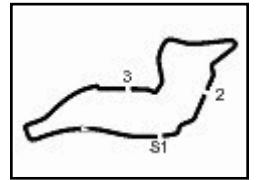
1	22	HORSMAN Peter	Lotus 18/21	Laps 13
2	2	JOLLEY Rod	Cooper T45/51	3,445
3	31	BEAUMONT Andrew	LDS Alfa Romeo 03	54,986
4	50	STUDER Peter	Lotus 24 950	1'08,316
5	44	PARNELL Richard	Walker Special GP Tipo 10	1 Lap
6	85	BOND Stephen	Lotus 18 912	1 Lap
7	14	COOK Malcolm	Cooper T43	1 Lap
8	21	BURATTI Federico	Lotus 21	1 Lap
9	47	JOLLIFFE Brian	Cooper T45	1 Lap
10	6	EYRE Martin	Cooper-Bristol MKII 8/53	1 Lap
11	18	NUTHALL Ian	Cooper-Bristol MKII 11/53	1 Lap
12	34	BUSSEY John	Cooper T43	1 Lap
13	48	OTT Rainer	Maserati 4CLT/41	1 Lap
14	7	EDEN Nick	Cooper-Bristol MKI 2/52	1 Lap
15	53	NUTHALL Will	Cooper T53	2 Laps
16	8	DITHERIDGE Tony	Cooper T45	2 Laps
17	41	MAILE Brian	Cooper T41	2 Laps
18	66	HOOLE Sidney	Cooper T66	3 Laps
RET	26	WAREING Andrew	BRM P261/2	6 Laps
NS	64	FAIRLEY Jon	Brabham BT11	
NS	248	LEHR Klaus	Maserati 250F CM5	
NS	37	PERK Eddy	Heron Alfa Romeo F1	
NS	45	RETENMAIER Stephan	Oscia G4500	

Top Speeds

1	2	JOLLEY Rod	Cooper T45/51	223.5
2	31	BEAUMONT Andrew	LDS Alfa Romeo 03	220.3
3	50	STUDER Peter	Lotus 24 950	216.8
4	22	HORSMAN Peter	Lotus 18/21	215.1
5	21	BURATTI Federico	Lotus 21	210.5
6	44	PARNELL Richard	Walker Special GP Tipo 10	208.4
7	53	NUTHALL Will	Cooper T53	207.6
8	66	HOOLE Sidney	Cooper T66	206.8
9	26	WAREING Andrew	BRM P261/2	199.2
10	6	EYRE Martin	Cooper-Bristol MKII 8/53	194.2
11	7	EDEN Nick	Cooper-Bristol MKI 2/52	192.1
12	85	BOND Stephen	Lotus 18 912	190.5
13	47	JOLLIFFE Brian	Cooper T45	186.8
14	8	DITHERIDGE Tony	Cooper T45	183.0
15	41	MAILE Brian	Cooper T41	181.8
16	18	NUTHALL Ian	Cooper-Bristol MKII 11/53	180.0
17	14	COOK Malcolm	Cooper T43	178.8
18	48	OTT Rainer	Maserati 4CLT/41	178.5
19	34	BUSSEY John	Cooper T43	175.6

Sector 1			Sector 2			Sector 3			Sector 4						
1	2	JOLLEY R.	7.438	1	2	JOLLEY R.	17.884	1	22	HORSMAN P.	52.089	1	22	HORSMAN P.	44.541
2	22	HORSMAN P.	7.439	2	53	NUTHALL W.	18.222	2	53	NUTHALL W.	52.283	2	2	JOLLEY R.	44.665
3	44	PARNELL R.	7.608	3	22	HORSMAN P.	18.339	3	2	JOLLEY R.	52.472	3	53	NUTHALL W.	45.496
4	53	NUTHALL W.	7.884	4	31	BEAUMONT A.	18.451	4	31	BEAUMONT A.	53.339	4	31	BEAUMONT A.	46.430
5	26	WAREING A.	8.135	5	50	STUDER P.	18.680	5	50	STUDER P.	53.947	5	50	STUDER P.	46.844
6	50	STUDER P.	8.135	6	66	HOOLE S.	19.211	6	66	HOOLE S.	55.160	6	44	PARNELL R.	47.737
7	31	BEAUMONT A.	8.198	7	44	PARNELL R.	19.228	7	44	PARNELL R.	55.502	7	66	HOOLE S.	48.007
8	14	COOK M.	8.221	8	85	BOND S.	19.533	8	14	COOK M.	56.385	8	85	BOND S.	48.409
9	21	BURATTI F.	8.223	9	8	DITHERIDGE T.	19.939	9	85	BOND S.	56.438	9	14	COOK M.	48.647
10	66	HOOLE S.	8.310	10	26	WAREING A.	19.972	10	8	DITHERIDGE T.	57.065	10	47	JOLLIFFE B.	49.256
11	47	JOLLIFFE B.	8.352	11	21	BURATTI F.	20.086	11	47	JOLLIFFE B.	57.394	11	26	WAREING A.	49.319
12	48	OTT R.	8.446	12	18	NUTHALL I.	20.161	12	21	BURATTI F.	57.396	12	8	DITHERIDGE T.	49.337
13	8	DITHERIDGE T.	8.599	13	47	JOLLIFFE B.	20.217	13	26	WAREING A.	57.874	13	21	BURATTI F.	49.620
14	6	EYRE M.	8.801	14	14	COOK M.	20.326	14	18	NUTHALL I.	58.387	14	6	EYRE M.	50.748
15	85	BOND S.	8.866	15	6	EYRE M.	20.372	15	6	EYRE M.	58.956	15	18	NUTHALL I.	50.992
16	34	BUSSEY J.	8.930	16	7	EDEN N.	20.464	16	34	BUSSEY J.	59.613	16	48	OTT R.	51.192
17	7	EDEN N.	9.098	17	34	BUSSEY J.	20.945	17	7	EDEN N.	1'00.100	17	7	EDEN N.	51.226
18	18	NUTHALL I.	9.117	18	41	MAILE B.	21.328	18	48	OTT R.	1'00.315	18	34	BUSSEY J.	52.455
19	41	MAILE B.	9.300	19	48	OTT R.	21.560	19	41	MAILE B.	1'01.925	19	41	MAILE B.	52.900





Enzo e Dino Ferrari 4.909 m

1 / 2

Luigi Musso Historic Gran Prix

HGPCA Pre 66 - Class Results Race 1

Class 10

Laps 13 = 63,817 km - Avg 137,558 km/h - Race Time 27'50.141

No.	Driver	Driver	Team	Car	Laps	Time	Gap	Rel.	Fastest Lap
1	31 BEAUMONT Andrew	Beaumont Andrew		LDS Alfa Romeo 03	13	27'50.141		9	2'06.094
2	50 STUDER Peter	Studer Peter		Lotus 24 950	13	27'53.426	3.285	3.285	9 2'06.961
3	85 BOND Stephen	Bond Stephen		Lotus 18 912	12	27'24.169	1 Lap	1 Lap	12 2'14.123
4	21 BURATTI Federico	Buratti Federico		Lotus 21	12	28'39.524	1 Lap	1'15.355	11 2'16.782
----- Not Classified -----									
RET	37 PERK Eddy	Perk Eddy		Heron Alfa Romeo F1	5	10'47.175	8 Laps		2 2'07.872

Starting: 5 Not Started: 0 Retired:: 1 Not Classified: 0 Classified: 4 Disqualified: 0

Fastest Lap N. 9 No. 31 Andrew Beaumont Time 2'06.094 Avg. 140,153 Km/h

Class 11

Laps 12 = 58,908 km - Avg 127,284 km/h - Race Time 27'46.111

No.	Driver	Driver	Team	Car	Laps	Time	Gap	Rel.	Fastest Lap
1	26 WAREING Andrew	Wareing Andrew		BRM P261/2	12	27'46.111		9	2'14.840
----- Not Classified -----									
RET	66 HOOLE Sidney	Hoole Sidney		Cooper T66	4	8'48.721	8 Laps		3 2'09.270

Starting: 2 Not Started: 0 Retired:: 1 Not Classified: 0 Classified: 1 Disqualified: 0

Fastest Lap N. 3 No. 66 Sidney Hoole 2 Time 2'09.270 Avg. 136,709 Km/h

Class 12

Laps 13 = 63,817 km - Avg 143,007 km/h - Race Time 26'46.502

No.	Driver	Driver	Team	Car	Laps	Time	Gap	Rel.	Fastest Lap
1	22 HORSMAN Peter	Horsman Peter		Lotus 18/21	13	26'46.502		7	2'01.506
2	2 JOLLEY Rod	Jolley Rod		Cooper T45/51	13	26'47.573	1.071	1.071	7 2'01.142
3	53 NUTHALL Will	Nuthall Will		Cooper T53	13	26'56.145	9.643	8.572	6 2'02.641
4	44 PARNELL Richard	Parnell Richard		Walker Special GP Ti	12	26'55.416	1 Lap	1 Lap	12 2'08.084
----- Not Classified -----									
NS	64 FAIRLEY Jon	Fairley Jon		Brabham BT11					

Starting: 5 Not Started: 1 Retired:: 0 Not Classified: 0 Classified: 4 Disqualified: 0

Fastest Lap N. 7 No. 2 Rod Jolley Time 2'01.142 Avg. 145,882 Km/h

Class 2

Laps 10 = 49,090 km - Avg 102,665 km/h - Race Time 28'41.362

No.	Driver	Driver	Team	Car	Laps	Time	Gap	Rel.	Fastest Lap
1	48 OTT Rainer	Ott Rainer		Maserati 4CLT/41	10	28'41.362		9	2'27.875

Starting: 1 Not Started: 0 Retired:: 0 Not Classified: 0 Classified: 1 Disqualified: 0

Fastest Lap N. 9 No. 48 Rainer Ott Time 2'27.875 Avg. 119,509 Km/h

Class 4

Laps 1 = 4,909 km - Avg 10,267 km/h - Race Time 2'47.346

No.	Driver	Driver	Team	Car	Laps	Time	Gap	Rel.	Fastest Lap
----- Not Classified -----									
RET	45 RETTENMAIER Stephan	Rettenmaier Stephan		Osca G4500	1	2'47.346			

Starting: 1 Not Started: 0 Retired:: 1 Not Classified: 0 Classified: 0 Disqualified: 0

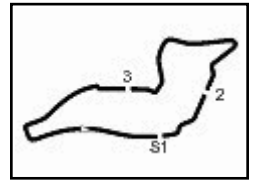
Fastest Lap N. 0 No. 45 Stephan Rettenmaier 2 Time Avg. 0,050 Km/h

Race Director : Campana Giorgio

21/10/2012 Start 08:31 End 09:00

The results are provisional until the end of the time limit for protests and appeals and the completion of the technical checks.





Enzo e Dino Ferrari 4.909 m

2 / 2

Luigi Musso Historic Gran Prix

HGPCA Pre 66 - Class Results Race 1

Class 5

Laps 12 = 58,908 km - Avg 125,001 km/h - Race Time 28'16.543

No.	Driver	Driver	Team	Car	Laps	Time	Gap	Rel.	Fastest Lap
1	6 EYRE Martin	Eyre Martin		Cooper-Bristol MKII	12	28'16.543		12	2'17.431
2	7 EDEN Nick	Eden Nick		Cooper-Bristol MKI 2	12	28'46.166	29.623	29.623	12 2'20.511
3	18 NUTHALL Ian	Nuthall Ian		Cooper-Bristol MKII	10	27'31.496	2 Laps	2 Laps	10 2'19.996

Starting: 3 Not Started: 0 Retired:: 0 Not Classified: 0 Classified: 3 Disqualified: 0

Fastest Lap N. 12 No. 6 Martin Eyre Time 2'17.431 Avg. 128,591 Km/h

Class 7

Laps 12 = 58,908 km - Avg 126,857 km/h - Race Time 27'51.716

No.	Driver	Driver	Team	Car	Laps	Time	Gap	Rel.	Fastest Lap
1	248 LEHR Klaus	Lehr Klaus		Maserati 250F CM5	12	27'51.716		10	2'16.310
2	34 BUSSEY John	Bussey John		Cooper T43	12	28'17.687	25.971	25.971	12 2'18.549
3	41 MAILE Brian	Maile Brian		Cooper T41	11	27'17.040	1 Lap	1 Lap	9 2'24.667

Starting: 3 Not Started: 0 Retired:: 0 Not Classified: 0 Classified: 3 Disqualified: 0

Fastest Lap N. 10 No. 248 Klaus Lehr Time 2'16.310 Avg. 129,649 Km/h

Class 9

Laps 12 = 58,908 km - Avg 129,979 km/h - Race Time 27'11.563

No.	Driver	Driver	Team	Car	Laps	Time	Gap	Rel.	Fastest Lap
1	14 COOK Malcolm	Cook Malcolm		Cooper T43	12	27'11.563		10	2'13.756
2	8 DITHERIDGE Tony	Ditheridge Tony		Cooper T45	12	27'49.665	38.102	38.102	9 2'16.259
----- Not Classified -----									
RET	47 JOLLIFFE Brian	Joliffe Brian		Cooper T45	0				

Starting: 3 Not Started: 0 Retired:: 1 Not Classified: 0 Classified: 2 Disqualified: 0

Fastest Lap N. 10 No. 14 Malcolm Cook Time 2'13.756 Avg. 132,124 Km/h

Humidity:	83%	AIR	12°C
Condition:	Dry	Temp:	13°C

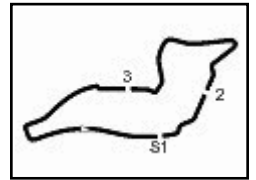
Race Director : Campana Giorgio

21/10/2012 Start 08:31

End 09:00

The results are provisional until the end of the time limit for protests and appeals and the completion of the technical checks.





Enzo e Dino Ferrari 4.909 m

Luigi Musso Historic Gran Prix

HGPCA Pre 66 - Results Race 1

Laps 13 = 63,817 km - Avg 143,007 km/h - Race Time 26'46.502

No.	Driver	Driver	Team	Car	Class	Laps	Time	Gap	Rel.	Fastest Lap
1	22 HORSMAN Peter	Horsman Peter		Lotus 18/21	CL12	13	26'46.502			7 2'01.506
2	2 JOLLEY Rod	Jolley Rod		Cooper T45/51	CL12	13	26'47.573	1.071	1.071	7 2'01.142
3	53 NUTHALL Will	Nuthall Will		Cooper T53	CL12	13	26'56.145	9.643	8.572	6 2'02.641
4	31 BEAUMONT Andrew	Beaumont Andrew		LDS Alfa Romeo 03	CL10	13	27'50.141	1'03.639	53.996	9 2'06.094
5	50 STUDER Peter	Studer Peter		Lotus 24 950	CL10	13	27'53.426	1'06.924	3.285	9 2'06.961
6	44 PARNELL Richard	Parnell Richard		Walker Special GP Tipo 11	CL12	12	26'55.416	1 Lap	1 Lap	12 2'08.084
7	14 COOK Malcolm	Cook Malcolm		Cooper T43	CL9	12	27'11.563	1 Lap	16.147	10 2'13.756
8	85 BOND Stephen	Bond Stephen		Lotus 18 912	CL10	12	27'24.169	1 Lap	12.606	12 2'14.123
9	26 WAREING Andrew	Wareing Andrew		BRM P261/2	CL11	12	27'46.111	1 Lap	21.942	9 2'14.840
10	8 DITHERIDGE Tony	Ditheridge Tony		Cooper T45	CL9	12	27'49.665	1 Lap	3.554	9 2'16.259
11	248 LEHR Klaus	Lehr Klaus		Maserati 250F CM5	CL7	12	27'51.716	1 Lap	2.051	10 2'16.310
12	6 EYRE Martin	Eyre Martin		Cooper-Bristol MKII 8/53	CL5	12	28'16.543	1 Lap	24.827	12 2'17.431
13	34 BUSSEY John	Bussey John		Cooper T43	CL7	12	28'17.687	1 Lap	1.144	12 2'18.549
14	21 BURATTI Federico	Buratti Federico		Lotus 21	CL10	12	28'39.524	1 Lap	21.837	11 2'16.782
15	7 EDEN Nick	Eden Nick		Cooper-Bristol MKI 2/52	CL5	12	28'46.166	1 Lap	6.642	12 2'20.511
16	41 MAILE Brian	Maile Brian		Cooper T41	CL7	11	27'17.040	2 Laps	1 Lap	9 2'24.667
17	18 NUTHALL Ian	Nuthall Ian		Cooper-Bristol MKII 11/53	CL5	10	27'31.496	3 Laps	1 Lap	10 2'19.996
18	48 OTT Rainer	Ott Rainer		Maserati 4CLT/41	CL2	10	28'41.362	3 Laps	1'09.866	9 2'27.875
----- Not Classified -----										
RET	37 PERK Eddy	Perk Eddy		Heron Alfa Romeo F1	CL10	5	10'47.175	8 Laps		2 2'07.872
RET	66 HOOLE Sidney	Hoole Sidney		Cooper T66	CL11	4	8'48.721	9 Laps		3 2'09.270
RET	45 RETTENMAIER Stephan	Rettenmaier Stephan		Osca G4500	CL4	1	2'47.346	12 Laps		
RET	47 JOLLIFFE Brian	Joliffe Brian		Cooper T45	CL9	0				
NS	64 FAIRLEY Jon	Fairley Jon		Brahm BT11	CL12					

Starting: 23 Not Started: 1 Retired: 4 Not Classified: 0 Classified: 18 Disqualified: 0

Fastest Lap N. 7 No. 2 Rod Jolley Time 2'01.142 Avg. 145,882 Km/h

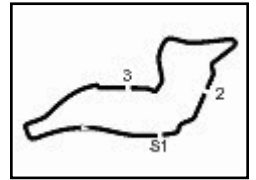
Humidity:	83%	AIR	12°C
Condition:	Dry	Temp:	13°C

Race Director : Campana Giorgio

Start 08:31
End 09:00

The results are provisional until the end of the time limit for protests and appeals and the completion of the technical checks.





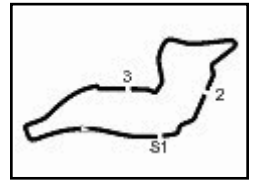
Enzo e Dino Ferrari 4.909 m

Luigi Musso Historic Gran Prix
HGPCA Pre 66 - Starting Grid Race 1
Duration: 25'

41	MAILE B. Cooper T41	2'27.678	45	RETTENMAIER S. Osca G4500	2'38.246	12
21	BURATTI F. Lotus 21	2'24.514	48	OTT R. Maserati 4CLT/41	2'24.989	11
34	BUSSEY J. Cooper T43	2'22.509	6	EYRE M. Cooper-Bristol MKII 8/53	2'23.836	10
18	NUTHALL I. Cooper-Bristol MKII 11/53	2'20.146	7	EDEN N. Cooper-Bristol MKI 2/52	2'21.770	9
8	DITHERIDGE T. Cooper T45	2'17.603	248	LEHR K. Maserati 250F CM5	2'19.441	8
26	WAREING A. BRM P261/2	2'16.266	47	JOLLIFFE B. Cooper T45	2'16.277	7
14	COOK M. Cooper T43	2'15.486	85	BOND S. Lotus 18 912	2'16.137	6
37	PERK E. Heron Alfa Romeo F1	2'13.268	66	HOOLE S. Cooper T66	2'13.454	5
50	STUDER P. Lotus 24 950	2'09.591	44	PARNELL R. Walker Special GP Tipo 10	2'12.635	4
64	FAIRLEY J. Brabham BT11	2'05.510	31	BEAUMONT A. LDS Alfa Romeo 03	2'07.855	3
2	JOLLEY R. Cooper T45/51	2'04.728	53	NUTHALL W. Cooper T53	2'05.461	2
			22	HORSMAN P. Lotus 18/21	2'03.263	1

Start 21/10/2012 08.30
Standing start





Enzo e Dino Ferrari 4.909 m

Luigi Musso Historic Gran Prix

HGPCA Pre 66 - Analysis Race 1

2 JOLLEY ROD							
Lap	Sector 1	Sector 2	Sector 3	Sector 4	Lap Time	km/h	Race Time
1	10.753	22.283	54.708	45.232	2'12.976	115.6	2'12.976
2	7.598	17.997	51.912	44.780	2'02.287	201.5	4'15.263
3	7.506	18.168	52.519	44.864	2'03.057	215.1	6'18.320
4	7.500	18.272	52.627	45.030	2'03.429	202.6	8'21.749
5	7.519	18.234	52.240	44.286	2'02.279	204.5	10'24.028
6	7.411	17.967	52.646	44.581	2'02.605	216.4	12'26.633
7	7.393	17.797	51.464	44.488	2'01.142	219.0	14'27.775
8	7.375	18.070	51.811	45.223	2'02.479	219.9	16'30.254
9	7.393	17.814	55.721	45.612	2'06.540	219.4	18'36.794
10	7.429	17.931	52.022	44.555	2'01.937	212.5	20'38.731
11	7.348	17.980	52.513	44.839	2'02.680	215.9	22'41.411
12	7.425	18.704	51.995	45.183	2'03.307	217.2	24'44.718
13	7.446	17.659	52.586	45.164	2'02.855	216.4	26'47.573

6 EYRE MARTIN							
Lap	Sector 1	Sector 2	Sector 3	Sector 4	Lap Time	km/h	Race Time
1	15.607	23.575	1'02.687	52.090	2'33.959	141.6	2'33.959
2	8.812	21.013	1'00.949	51.909	2'22.683	177.1	4'56.642
3	9.514	20.535	1'00.122	51.251	2'21.422	179.4	7'18.064
4	9.173	20.641	59.110	51.221	2'20.145	174.5	9'38.209
5	9.004	20.685	59.569	50.804	2'20.062	187.5	11'58.271
6	8.892	20.641	59.752	52.088	2'21.373	191.5	14'19.644
7	8.969	20.617	59.511	51.168	2'20.265	189.1	16'39.909
8	8.985	20.333	59.366	50.624	2'19.308	188.8	18'59.217
9	8.771	20.391	58.410	50.682	2'18.254	197.4	21'17.471
10	8.987	20.794	59.815	51.836	2'21.432	177.6	23'38.903
11	8.721	22.220	58.418	50.850	2'20.209	206.8	25'59.112
12	8.769	20.260	58.291	50.111	2'17.431	201.8	28'16.543

7 EDEN NICK							
Lap	Sector 1	Sector 2	Sector 3	Sector 4	Lap Time	km/h	Race Time
1	14.208	23.531	1'02.096	52.231	2'32.066	146.0	2'32.066
2	8.971	20.841	1'01.793	52.535	2'24.140	180.9	4'56.206
3	9.251	20.528	1'01.047	53.097	2'23.923	178.8	7'20.129
4	9.143	20.269	1'00.083	52.057	2'21.552	187.5	9'41.681
5	9.143	20.421	1'00.146	53.292	2'23.002	191.1	12'04.683
6	9.243	20.473	1'00.587	51.856	2'22.159	191.5	14'26.842
7	9.429	20.710	1'01.210	53.182	2'24.531	177.6	16'51.373
8	9.330	20.487	1'01.518	54.326	2'25.661	189.5	19'17.034
9	9.336	20.623	1'00.763	54.314	2'25.036	188.1	21'42.070
10	9.361	20.366	1'00.998	51.990	2'22.715	186.2	24'04.785
11	9.197	20.130	59.703	51.840	2'20.870	192.5	26'25.655
12	9.195	20.006	1'00.006	51.304	2'20.511	189.1	28'46.166

8 DITHERIDGE TONY							
Lap	Sector 1	Sector 2	Sector 3	Sector 4	Lap Time	km/h	Race Time
1	13.510	23.553	1'00.636	50.860	2'28.559	130.8	2'28.559
2	8.975	20.957	59.515	50.569	2'20.016	165.7	4'48.575
3	9.096	20.932	58.574	50.626	2'19.228	159.3	7'07.803
4	9.143	20.909	58.395	49.768	2'18.215	158.4	9'26.018
5	8.898	20.571	58.465	50.506	2'18.440	165.2	11'44.458
6	8.880	20.723	58.607	51.356	2'19.566	178.8	14'04.024
7	8.993	20.739	57.416	50.028	2'17.176	163.9	16'21.200
8	8.811	20.801	1'00.181	49.432	2'19.225	174.5	18'40.425
9	8.799	20.527	56.837	50.096	2'16.259	174.2	20'56.684
10	8.790	20.635	57.655	49.713	2'16.793	169.8	23'13.477
11	9.056	20.843	57.969	51.213	2'19.081	166.7	25'32.558
12	8.895	20.859	57.114	50.239	2'17.107	171.4	27'49.665

14 COOK MALCOLM							
Lap	Sector 1	Sector 2	Sector 3	Sector 4	Lap Time	km/h	Race Time
1	12.521	22.474	58.637	50.210	2'23.842	136.8	2'23.842
2	8.761	20.348	57.899	49.624	2'16.632	158.4	4'40.474
3	8.653	20.029	57.401	48.914	2'14.997	164.9	6'55.471
4	8.516	20.023	57.459	49.215	2'15.213	170.6	9'10.684
5	8.614	19.763	57.011	48.912	2'14.300	172.5	11'24.984
6	8.665	19.824	57.351	49.734	2'15.574	168.8	13'40.558
7	8.622	19.952	57.081	49.440	2'15.095	171.7	15'55.653
8	8.653	19.945	57.129	49.373	2'15.100	173.9	18'10.753
9	8.607	20.008	57.644	48.894	2'15.153	166.4	20'25.906
10	8.450	20.688	56.175	48.443	2'13.756	179.4	22'39.662
11	8.751	20.529	56.808	49.646	2'15.734	175.3	24'55.396
12	8.426	20.013	58.669	49.059	2'16.167	176.8	27'11.563

18 NUTHALL IAN							
Lap	Sector 1	Sector 2	Sector 3	Sector 4	Lap Time	km/h	Race Time
1	15.071	23.192	1'00.726	52.807	2'31.796	150.0	2'31.796
2	9.032	20.577	59.540	51.560	2'20.709	173.4	4'52.505
3	9.114	20.692	58.969	51.377	2'20.152	171.7	7'12.657
4	9.113	20.542	59.458	52.514	2'21.627	174.8	9'34.284

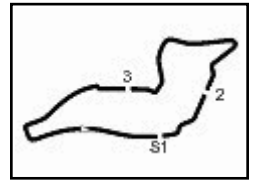
1	14.180	22.522	59.482	51.275	2'27.459	147.4	2'27.459
2	9.048	20.125	59.048	4'30.476	5'58.697 P	191.8	8'26.156
3	20.114	21.661	1'00.571	51.906	2'34.252 P	131.6	11'00.408
4	9.659	20.746	59.517	53.527	2'23.449	162.4	13'23.857
5	9.559	20.591	59.980	52.689	2'22.819	181.2	15'46.676
6	9.777	21.033	59.093	51.669	2'21.572	170.9	18'08.248
7	9.673	20.842	1'00.597	50.841	2'21.953	173.1	20'30.201
8	9.315	20.440	59.680	51.702	2'21.137	182.1	22'51.338
9	9.233	20.564	58.763	51.602	2'20.162	184.6	25'11.500
10	9.471	20.420	58.777	51.328	2'19.996	169.3	27'31.496

21 BURATTI FEDERICO							
Lap	Sector 1	Sector 2	Sector 3	Sector 4	Lap Time	km/h	Race Time
1	15.944	23.813	1'00.991	51.796	2'32.544	152.8	2'32.544
2	9.254	21.219	1'00.570	50.857	2'21.900	160.0	4'54.444
3	8.486	20.227	58.605	51.128	2'18.446	188.8	7'12.890
4	9.144	21.046	59.625	52.550	2'22.365	169.6	9'35.255
5	8.521	20.200	1'07.190	1'06.390	2'42.301	184.9	12'17.556
6	9.180	21.079	1'01.973	53.200	2'25.432	179.1	14'42.988
7	8.905	20.565	58.232	49.933	2'17.635	169.8	17'00.623
8	8.575	20.579	59.764	51.102	2'20.020	188.5	19'20.643
9	8.820	20.920	1'02.982	50.660	2'23.382	178.8	21'44.025
10	8.445	20.578	59.618	50.223	2'18.864	200.0	24'02.889
11	8.519	20.624	57.638	50.001	2'16.782	177.6	26'19.671
12	8.546	21.028	58.251	52.028	2'19.853	178.8	28'39.524

22 HORSMAN PETER							
Lap	Sector 1	Sector 2	Sector 3	Sector 4	Lap Time	km/h	Race Time
1	10.207	20.490	53.690	45.172	2'09.559	159.8	2'09.559
2	7.489	18.518	53.363	45.157	2'04.527	212.5	4'14.086
3	7.446	18.635	52.924	44.662	2'03.667	213.4	6'17.753
4	7.494	18.336	51.904	44.406	2'02.140	211.3	8'19.893
5	7.438	18.401	52.851	44.481	2'03.171	214.1	10'23.064
6	7.451	18.203	52.674	44.035	2'02.363	218.6	12'25.427
7	7.373	18.082	51.765	44.286	2'01.506	224.9	14'26.933
8	7.360	18.237	51.579	44.446	2'01.622	225.4	16'28.555
9	7.473	18.545	56.038	44.000	2'06.056	207.6	18'34.611
10	7.523	18.564	52.418	44.710	2'03.215	206.5	20'37.826
11	7.401	18.149	52.036	44.356	2'01.942	213.4	22'39.768
12	7.556	18.216	52.821	44.973	2'03.566	214.2	24'43.334
13	7.543	18.638	52.335	44.652	2'03.168	209.2	26'46.502

26 WAREING ANDREW							
Lap	Sector 1	Sector 2	Sector 3	Sector 4	Lap Time	km/h	Race Time
1	13.458	22.439	59.354	50.149	2'25.400	138.9	2'25.400
2	9.214	21.062	1'11.285	49.298	2'30.859	169.0	4'56.259
3	8.559	19.893	59.050	49.489	2'16.991	193.2	7'13.250
4	9.174	20.545	59.153	51.305	2'20.177	170.1	9'33.427
5	8.313	20.121	58.482	49.614	2'16.530	194.6	11'49.957
6	8.221	20.738	57.108	49.759	2'15.826	185.2	14'05.783
7	8.402	20.827	58.085	50.232	2'17.546	176.5	16'23.329
8	8.296	20.796	1'00.452	52.509	2'22.053	190.1	18'45.382
9	8.744	21.564	56.437	48.095	2'14.840	177.1	21'00.222
10	8.006	20.443	57.821	49.314	2'15.584	190.8	23'15.806
11	8.246	19.833	58.114	48.909	2'15.102	181.8	25'30.908
12	8.674	20.534	57.560	48.435	2'15.203	177.6	27'46.111

31 BEAUMONT ANDREW							
Lap	Sector 1	Sector 2	Sector 3	Sector 4	Lap Time		



Enzo e Dino Ferrari 4.909 m

Luigi Musso Historic Gran Prix

HGPCA Pre 66 - Analysis Race 1

Lap	Sector 1	Sector 2	Sector 3	Sector 4	Lap Time	km/h	Race Time
5	8.990	20.283	58.531	50.987	2'18.791	182.1	11'53.075
6	9.054	20.434	59.308	51.988	2'20.784	186.5	14'13.859
7	9.179	20.980	59.811	52.692	2'22.662	173.1	16'36.521
8	9.067	20.620	59.343	51.698	2'20.728	187.2	18'57.249
9	9.061	20.814	58.496	51.379	2'19.750	196.3	21'16.999
10	9.134	20.561	59.880	52.202	2'21.777	168.0	23'38.776
11	8.984	21.360	58.644	51.374	2'20.362	196.7	25'59.138
12	8.999	20.226	58.670	50.654	2'18.549	190.1	28'17.687

37 PERK EDDY

Lap	Sector 1	Sector 2	Sector 3	Sector 4	Lap Time	km/h	Race Time
1	11.696	20.263	55.153	47.503	2'14.615	153.7	2'14.615
2	8.261	19.054	53.825	46.732	2'07.872	201.5	4'22.487
3	8.154	18.758	54.343	46.654	2'07.909	208.4	6'30.396
4	8.108	18.438	53.926	47.411	2'07.883	210.9	8'38.279
5	8.165	18.609	53.912	48.210	2'08.896	200.0	10'47.175

41 MAILE BRIAN

Lap	Sector 1	Sector 2	Sector 3	Sector 4	Lap Time	km/h	Race Time
1	18.687	24.006	1'04.879	55.843	2'43.415	129.9	2'43.415
2	9.629	22.429	1'04.096	53.857	2'30.011	165.9	5'13.426
3	9.711	22.617	1'03.032	53.774	2'29.134	148.0	7'42.560
4	9.357	22.300	1'02.271	52.943	2'26.871	175.3	10'09.431
5			1'05.821	53.775	2'31.151		12'40.582
6			1'05.012	53.205	2'29.977		15'10.559
7	9.402	22.202	1'00.623	52.598	2'24.825	165.7	17'35.384
8			1'01.293	52.373	2'25.213		20'00.597
9			1'01.065	52.219	2'24.667		22'25.264
10	9.340	21.950	1'00.143	53.922	2'25.355	0.7	24'50.619
11	9.320	21.806	1'03.090	52.205	2'26.421	173.1	27'17.040

44 PARNELL RICHARD

Lap	Sector 1	Sector 2	Sector 3	Sector 4	Lap Time	km/h	Race Time
1	18.687	22.648	1'00.500	50.443	2'32.278	135.6	2'32.278
2	9.232	20.334	58.195	50.305	2'18.066	173.9	4'50.344
3	8.800	21.257	57.128	50.749	2'17.934	171.4	7'08.278
4	8.832	20.668	56.625	49.298	2'15.423	161.9	9'23.701
5	7.920	19.445	56.223	48.848	2'12.436	204.1	11'36.137
6	8.241	20.028	56.161	49.854	2'14.284	193.9	13'50.421
7	7.868	19.960	58.809	48.008	2'14.645	191.8	16'05.066
8	7.708	19.255	55.452	47.361	2'09.776	209.7	18'14.842
9	7.835	19.477	55.921	48.047	2'11.280	200.0	20'26.122
10	8.345	19.809	54.910	47.502	2'10.566	186.5	22'36.688
11	7.827	19.129	54.986	48.702	2'10.644	203.0	24'47.332
12	7.776	19.044	54.510	46.754	2'08.084	199.6	26'55.416

45 RETTENMAIER STEPHAN

Lap	Sector 1	Sector 2	Sector 3	Sector 4	Lap Time	km/h	Race Time
1	17.666	24.183	1'07.800	57.697	2'47.346	142.2	2'47.346

48 OTT RAINER

Lap	Sector 1	Sector 2	Sector 3	Sector 4	Lap Time	km/h	Race Time
1					5'57.357 P		5'57.357
2	20.647	24.986	1'06.349	55.420	2'47.402 P	93.6	8'44.759
3	8.891	22.819	1'03.395	55.444	2'30.549	158.6	11'15.308
4	9.118	22.739	1'03.933	54.943	2'30.733	149.0	13'46.041
5	8.966	22.342	1'04.196	54.293	2'29.797	152.6	16'15.838
6	8.931	22.542	1'03.628	54.249	2'29.350	157.2	18'45.188
7	8.691	23.084	1'02.985	54.332	2'29.092	160.7	21'14.280
8	8.852	22.321	1'05.715	53.268	2'30.156	157.5	23'44.436
9	9.042	22.305	1'02.795	53.733	2'27.875	150.7	26'12.311
10	9.142	22.687	1'03.124	54.098	2'29.051	148.2	28'41.362

50 STUDER PETER

Lap	Sector 1	Sector 2	Sector 3	Sector 4	Lap Time	km/h	Race Time
1	12.030	20.434	55.250	47.062	2'14.776	146.8	2'14.776
2	8.076	18.604	54.040	46.572	2'07.292	204.1	4'22.068
3	8.147	18.761	54.249	46.885	2'08.042	211.3	6'30.110
4	8.155	18.418	54.033	47.279	2'07.885	214.6	8'37.995
5	8.219	18.360	53.618	46.911	2'07.108	206.5	10'45.103
6	8.130	18.497	54.517	46.019	2'07.163	210.1	12'52.266
7	8.159	18.119	54.265	46.937	2'07.480	220.8	14'59.746
8	8.438	18.787	53.741	46.314	2'07.280	195.6	17'07.026
9	8.218	18.196	53.076	47.471	2'06.961	220.3	19'13.987
10	8.506	18.989	53.729	55.241	2'16.465	193.2	21'30.452
11	8.225	18.523	54.222	46.731	2'07.701	216.8	23'38.153
12	8.212	18.670	53.249	46.894	2'07.025	220.8	25'45.178
13	8.192	19.184	53.595	47.277	2'08.248	221.7	27'53.426

P = Pits In/Out - C = Lap-Time Cancelled

53 NUTHALL WILL

Lap	Sector 1	Sector 2	Sector 3	Sector 4	Lap Time	km/h	Race Time
1	10.535	20.403	53.830	45.672	2'10.440	140.7	2'10.440
2	7.897	18.126	53.112	45.676	2'04.811	202.2	4'15.251
3	7.947	18.133	52.591	45.208	2'03.879	194.9	6'19.130
4	7.778	18.140	52.806	45.212	2'03.936	207.6	8'23.066
5	7.830	18.041	51.955	44.933	2'02.759	213.4	10'25.825
6	7.842	18.082	52.035	44.682	2'02.641	208.0	12'28.466
7	7.750	17.854	51.914	45.141	2'02.659	215.5	14'31.125
8	7.809	18.277	52.817	45.452	2'04.355	211.7	16'35.480
9	7.827	17.923	52.394	47.481	2'05.625	209.7	18'41.105
10	7.824	18.028	52.397	45.246	2'03.495	213.4	20'44.600
11	7.871	18.030	52.249	45.247	2'03.397	208.8	22'47.997
12	7.832	18.027	52.715	45.601	2'04.175	213.4	24'52.172
13	7.991	18.567	52.438	44.977	2'03.973	197.0	26'56.145

66 HOOLE SIDNEY

Lap	Sector 1	Sector 2	Sector 3	Sector 4	Lap Time	km/h	Race Time
1	12.335	20.681	55.716	47.320	2'16.052	157.0	2'16.052
2	8.184	18.812	54.675	47.965	2'09.636	200.0	4'25.688
3	8.294	19.024	54.561	47.391	2'09.270	197.8	6'34.958
4	8.213	18.870	55.531	51.149	2'13.763	209.7	8'48.721

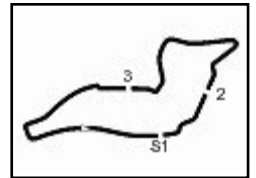
85 BOND STEPHEN

Lap	Sector 1	Sector 2	Sector 3	Sector 4	Lap Time	km/h	Race Time
1	13.160	22.471	59.316	50.248	2'25.195	134.9	2'25.195
2	9.160	20.699	58.040	49.528	2'17.427	173.9	4'42.622
3	8.894	20.059	57.138	49.115	2'15.206	175.6	6'57.828
4	8.888	20.050	57.334	49.006	2'15.278	179.7	9'13.106
5	9.168	20.030	57.665	48.816	2'15.679	178.2	11'28.785
6	8.987	19.864	57.552	51.393	2'17.796	180.3	13'46.581
7	9.379	21.840	59.146	49.702	2'20.067	164.4	16'06.648
8	9.160	20.111	56.952	49.315	2'15.538	176.5	18'22.186
9	8.941	19.734	57.163	49.252	2'15.090	189.1	20'37.276
10	9.654	20.460	57.727	49.869	2'17.710	166.2	22'54.986
11	9.099	19.875	56.752	49.334	2'15.060	177.3	25'10.046
12	9.114	19.872	56.607	48.530	2'14.123	179.4	27'24.169

248 LEHR KLAUS

Lap	Sector 1	Sector 2	Sector 3	Sector 4	Lap Time	km/h	Race Time
1	14.499	23.188	1'00.761	51.469	2'29.917	145.0	2'29.917
2	8.286	21.360	1'00.146	50.373	2'20.165	175.3	4'50.082
3	8.922	21.445	59.472	49.702	2'19.541	157.2	7'09.623
4	8.362	21.483	1'00.983	49.807	2'20.635	167.5	9'30.258
5	8.058	20.638	59.685	49.341	2'17.722	184.6	11'47.980
6	8.234	20.652	57.989	49.730	2'16.605	176.8	14'04.585
7	8.735	21.187	57.731	50.193	2'17.846	165.4	16'22.431
8	8.607	21.013	59.654	50.739	2'20.013	170.6	18'42.444
9	8.457	20.847	58.235	49.233	2'16.772	169.0	20'59.216
10	8.342	20.558	57.903	49.507	2'16.310	169.8	23'15.526
11	8.395	21.368	59.209	48.989	2'17.961	166.2	25'33.487
12	8.648	21.526	58.570	49.485	2'18.229	163.4	27'51.716





Enzo e Dino Ferrari 4.909 m

Luigi Musso Historic Gran Prix HGPCA Pre 66 - Top Speeds Race 1

Results

Pos	Driver	Team	Laps
1	22 HORSMAN Peter	Lotus 18/21	Laps 13
2	2 JOLLEY Rod	Cooper T45/51	1.071
3	53 NUTHALL Will	Cooper T53	9.643
4	31 BEAUMONT Andrew	LDS Alfa Romeo 03	1'03.639
5	50 STUDER Peter	Lotus 24 950	1'06.924
6	44 PARNELL Richard	Walker Special GP Tipo 10	1 Lap
7	14 COOK Malcolm	Cooper T43	1 Lap
8	85 BOND Stephen	Lotus 18 912	1 Lap
9	26 WAREING Andrew	BRM P261/2	1 Lap
10	8 DITHERIDGE Tony	Cooper T45	1 Lap
11	248 LEHR Klaus	Maserati 250F CM5	1 Lap
12	6 EYRE Martin	Cooper-Bristol MKII 8/53	1 Lap
13	34 BUSSEY John	Cooper T43	1 Lap
14	21 BURATTI Federico	Lotus 21	1 Lap
15	7 EDEN Nick	Cooper-Bristol MKI 2/52	1 Lap
16	41 MAILE Brian	Cooper T41	2 Laps
17	18 NUTHALL Ian	Cooper-Bristol MKII 11/53	3 Laps
18	48 OTT Rainer	Maserati 4CLT/41	3 Laps
RET	37 PERK Eddv	Heron Alfa Romeo F1	8 Laps
RET	66 HOOLE Sidney	Cooper T66	9 Laps
RET	45 RETTENMAIER Stephan	Osca G4500	12 Laps
RET	47 JOLLIFFE Brian	Cooper T45	
NS	64 FAIRLEY Jon	Brabham BT11	

Top Speeds

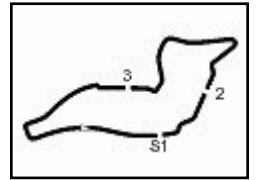
Pos	Driver	Team	Top Speed
1	22 HORSMAN Peter	Lotus 18/21	225.4
2	50 STUDER Peter	Lotus 24 950	221.7
3	31 BEAUMONT Andrew	LDS Alfa Romeo 03	220.8
4	2 JOLLEY Rod	Cooper T45/51	219.9
5	53 NUTHALL Will	Cooper T53	215.5
6	37 PERK Eddv	Heron Alfa Romeo F1	210.9
7	66 HOOLE Sidney	Cooper T66	209.7
8	44 PARNELL Richard	Walker Special GP Tipo 10	209.7
9	6 EYRE Martin	Cooper-Bristol MKII 8/53	206.8
10	21 BURATTI Federico	Lotus 21	200.0
11	34 BUSSEY John	Cooper T43	196.7
12	26 WAREING Andrew	BRM P261/2	194.6
13	7 EDEN Nick	Cooper-Bristol MKI 2/52	192.5
14	18 NUTHALL Ian	Cooper-Bristol MKII 11/53	191.8
15	85 BOND Stephen	Lotus 18 912	189.1
16	248 LEHR Klaus	Maserati 250F CM5	184.6
17	14 COOK Malcolm	Cooper T43	179.4
18	8 DITHERIDGE Tony	Cooper T45	178.8
19	41 MAILE Brian	Cooper T41	175.3
20	48 OTT Rainer	Maserati 4CLT/41	160.7
21	45 RETTENMAIER Stephan	Osca G4500	157.7

Sector	1	
1	2 JOLLEY R.	7.348
2	22 HORSMAN P.	7.360
3	44 PARNELL R.	7.708
4	53 NUTHALL W.	7.750
5	26 WAREING A.	8.006
6	248 LEHR K.	8.058
7	50 STUDER P.	8.076
8	31 BEAUMONT A.	8.079
9	37 PERK E.	8.108
10	66 HOOLE S.	8.184
11	14 COOK M.	8.426
12	21 BURATTI F.	8.445
13	48 OTT R.	8.691
14	6 EYRE M.	8.721
15	8 DITHERIDGE T.	8.790
16	85 BOND S.	8.888
17	7 EDEN N.	8.971
18	34 BUSSEY J.	8.984
19	18 NUTHALL I.	9.048
20	41 MAILE B.	9.320
21	45 RETTENMAIER S.	9.911

Sector	2	
1	2 JOLLEY R.	17.659
2	53 NUTHALL W.	17.854
3	22 HORSMAN P.	18.082
4	50 STUDER P.	18.119
5	31 BEAUMONT A.	18.321
6	37 PERK E.	18.438
7	66 HOOLE S.	18.812
8	44 PARNELL R.	19.044
9	85 BOND S.	19.734
10	14 COOK M.	19.763
11	26 WAREING A.	19.833
12	7 EDEN N.	20.006
13	18 NUTHALL I.	20.125
14	21 BURATTI F.	20.200
15	34 BUSSEY J.	20.226
16	6 EYRE M.	20.260
17	8 DITHERIDGE T.	20.527
18	248 LEHR K.	20.558
19	41 MAILE B.	21.806
20	48 OTT R.	22.305

Sector	3	
1	2 JOLLEY R.	51.464
2	22 HORSMAN P.	51.579
3	53 NUTHALL W.	51.914
4	31 BEAUMONT A.	52.909
5	50 STUDER P.	53.076
6	37 PERK E.	53.825
7	44 PARNELL R.	54.510
8	66 HOOLE S.	54.561
9	14 COOK M.	56.175
10	26 WAREING A.	56.437
11	85 BOND S.	56.607
12	8 DITHERIDGE T.	56.837
13	21 BURATTI F.	57.638
14	248 LEHR K.	57.731
15	6 EYRE M.	58.291
16	34 BUSSEY J.	58.496
17	18 NUTHALL I.	58.763
18	7 EDEN N.	59.703
19	41 MAILE B.	1'00.143
20	48 OTT R.	1'02.795

Sector	4	
1	22 HORSMAN P.	44.000
2	2 JOLLEY R.	44.286
3	53 NUTHALL W.	44.682
4	50 STUDER P.	46.019
5	31 BEAUMONT A.	46.165
6	37 PERK E.	46.654
7	44 PARNELL R.	46.754
8	66 HOOLE S.	47.391
9	26 WAREING A.	48.095
10	14 COOK M.	48.443
11	85 BOND S.	48.530
12	248 LEHR K.	48.989
13	8 DITHERIDGE T.	49.432
14	21 BURATTI F.	49.933
15	6 EYRE M.	50.111
16	34 BUSSEY J.	50.654
17	18 NUTHALL I.	50.841
18	7 EDEN N.	51.304
19	41 MAILE B.	52.205
20	48 OTT R.	53.268

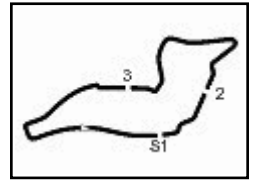


Enzo e Dino Ferrari 4.909 m

Luigi Musso Historic Gran Prix HGPCA Pre 66 - Lap Chart Race 2

		Lap												
		1	2	3	4	5	6	7	8	9	10	11	12	13
Pos	1	22	22	22	22	22	22	22	22	22	22	22	22	22
	2	53	2	2	2	2	2	2	2	2	2	2	2	2
	3	2	53	53	53	53	53	53	53	53	53	53	31	31
	4	31	31	31	31	31	31	31	31	31	31	31	50	50
	5	50	50	50	50	50	50	50	50	50	50	50	50	44
	6	14	85	66	66	66	66	66	66	66	66	66	85	85
	7	85	66	85	85	85	85	85	85	85	85	85	44	14
	8	8	14	14	14	14	14	14	14	44	44	14	21	21
	9	66	8	8	8	8	44	44	44	14	14	8	47	47
	10	26	26	47	47	44	8	8	8	8	8	47	6	6
	11	21	47	26	44	47	47	47	47	47	47	21	18	18
	12	47	21	21	26	26	26	26	6	6	6	6	34	34
	13	6	6	44	21	21	6	6	18	21	21	18	48	48
	14	18	18	6	6	6	18	18	21	18	18	48	7	7
	15	34	44	18	18	18	21	21	48	48	48	34	7	7
	16	48	34	34	34	34	48	48	34	34	34	7	7	7
	17	44	48	48	48	48	34	34	7	7	7	41	41	41
	18	41	41	41	41	41	41	41	41	41	41	41	41	41
	19	7	7	7	7	7	7	7	7	7	7	7	7	7





Enzo e Dino Ferrari 4.909 m

1 / 2

Luigi Musso Historic Gran Prix HGPCA Pre 66 - Class Results Race 2

Class 10

Laps 13 = 63,817 km - Avg 137,286 km/h - Race Time 27'53.444

No.	Driver	Driver	Team	Car	Laps	Time	Gap	Rel.	Fastest Lap
1	31 BEAUMONT Andrew	Beaumont Andrew		LDS Alfa Romeo 03	13	27'53.444		10	2'07.077
2	50 STUDER Peter	Studer Peter		Lotus 24 950	13	28'06.774	13.330	13.330	11 2'07.839
3	85 BOND Stephen	Bond Stephen		Lotus 18 912	12	27'06.913	1 Lap	1 Lap	2 2'14.121
4	21 BURATTI Federico	Buratti Federico		Lotus 21	12	28'10.329	1 Lap	1'03.416	5 2'16.938
----- Not Classified -----									
NS	37 PERK Eddy	Perk Eddy		Heron Alfa Romeo F1					

Starting: 5 Not Started: 1 Retired:: 0 Not Classified: 0 Classified: 4 Disqualified: 0

Fastest Lap N. 10 No. 31 Andrew Beaumont Time 2'07.077 Avg. 139,068 Km/h

Class 11

Laps 10 = 49,090 km - Avg 131,291 km/h - Race Time 22'26.053

No.	Driver	Driver	Team	Car	Laps	Time	Gap	Rel.	Fastest Lap
1	66 HOOLE Sidney	Hoole Sidney		Cooper T66	10	22'26.053		3	2'11.185
----- Not Classified -----									
RET	26 WAREING Andrew	Wareing Andrew		BRM P261/2	7	16'16.791	3 Laps		5 2'16.691

Starting: 2 Not Started: 0 Retired:: 1 Not Classified: 0 Classified: 1 Disqualified: 0

Fastest Lap N. 3 No. 66 Sidney Hoole Time 2'11.185 Avg. 134,714 Km/h

Class 12

Laps 13 = 63,817 km - Avg 141,951 km/h - Race Time 26'58.458

No.	Driver	Driver	Team	Car	Laps	Time	Gap	Rel.	Fastest Lap
1	22 HORSMAN Peter	Horsman Peter		Lotus 18/21	13	26'58.458		3	2'02.629
2	2 JOLLEY Rod	Jolley Rod		Cooper T45/51	13	27'01.903	3.445	3.445	4 2'02.726
3	44 PARNELL Richard	Parnell Richard		Walker Special GP Ti	12	27'06.216	1 Lap	1 Lap	8 2'10.794
4	53 NUTHALL Will	Nuthall Will		Cooper T53	11	23'15.334	2 Laps	1 Lap	3 2'04.248
----- Not Classified -----									
NS	64 FAIRLEY Jon	Fairley Jon		Brabham BT11					

Starting: 5 Not Started: 1 Retired:: 0 Not Classified: 0 Classified: 4 Disqualified: 0

Fastest Lap N. 3 No. 22 Peter Horsman Time 2'02.629 Avg. 144,113 Km/h

Class 2

Laps 12 = 58,908 km - Avg 121,435 km/h - Race Time 29'06.353

No.	Driver	Driver	Team	Car	Laps	Time	Gap	Rel.	Fastest Lap
1	48 OTT Rainer	Ott Rainer		Maserati 4CLT/41	12	29'06.353		7	2'22.741

Starting: 1 Not Started: 0 Retired:: 0 Not Classified: 0 Classified: 1 Disqualified: 0

Fastest Lap N. 7 No. 48 Rainer Ott Time 2'22.741 Avg. 123,807 Km/h

Class 4

No.	Driver	Driver	Team	Car	Laps	Time	Gap	Rel.	Fastest Lap
----- Not Classified -----									

NS	45 RETTENMAIER Stephan	Rettenmaier Stephan		Osca G4500					
----	-------------------------------	---------------------	--	------------	--	--	--	--	--

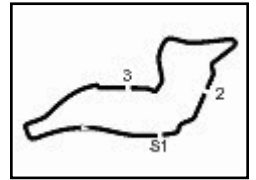
Starting: 1 Not Started: 1 Retired:: 0 Not Classified: 0 Classified: 0 Disqualified: 0

Fastest Lap N. 0 No. 45 Stephan Rettenmaier 3 Time Avg. 0,050 Km/h

Race Director : Campana Giorgio

21/10/2012 Start 15:53 End 16:22 The results are provisional until the end of the time limit for protests and appeals and the completion of the technical checks.





Luigi Musso Historic Gran Prix

HGPCA Pre 66 - Class Results Race 2

Class 5

Laps 12 = 58,908 km - Avg 124,945 km/h - Race Time 28'17.302

No.	Driver	Driver	Team	Car	Laps	Time	Gap	Rel.	Fastest Lap
1	6 EYRE Martin	Eyre Martin		Cooper-Bristol MKII	12	28'17.302		5	2'19.395
2	18 NUTHALL Ian	Nuthall Ian		Cooper-Bristol MKII	12	28'51.922	34.620	34.620	5 2'19.261
3	7 EDEN Nick	Eden Nick		Cooper-Bristol MKI 2	12	29'14.800	57.498	22.878	12 2'21.265

Starting: 3 Not Started: 0 Retired:: 0 Not Classified: 0 Classified: 3 Disqualified: 0

Fastest Lap N. 5 No. 18 Ian Nuthall Time 2'19.261 Avg. 126,901 Km/h

Class 7

Laps 12 = 58,908 km - Avg 121,444 km/h - Race Time 29'06.220

No.	Driver	Driver	Team	Car	Laps	Time	Gap	Rel.	Fastest Lap
1	34 BUSSEY John	Bussey John		Cooper T43	12	29'06.220		10	2'22.920
2	41 MAILE Brian	Maile Brian		Cooper T41	11	27'14.817	1 Lap	1 Lap	2 2'25.841

----- **Not Classified** -----

NS **248 LEHR** Klaus Lehr Klaus Maserati 250F CM5

Starting: 3 Not Started: 1 Retired:: 0 Not Classified: 0 Classified: 2 Disqualified: 0

Fastest Lap N. 10 No. 34 John Bussey Time 2'22.920 Avg. 123,652 Km/h

Class 9

Laps 12 = 58,908 km - Avg 129,462 km/h - Race Time 27'18.074

No.	Driver	Driver	Team	Car	Laps	Time	Gap	Rel.	Fastest Lap
1	14 COOK Malcolm	Cook Malcolm		Cooper T43	12	27'18.074		10	2'14.158
2	47 JOLLIFFE Brian	Joliffe Brian		Cooper T45	12	28'13.461	55.387	55.387	8 2'15.725
3	8 DITHERIDGE Tony	Ditheridge Tony		Cooper T45	11	25'23.430	1 Lap	1 Lap	10 2'15.887

Starting: 3 Not Started: 0 Retired:: 0 Not Classified: 0 Classified: 3 Disqualified: 0

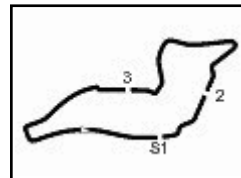
Fastest Lap N. 10 No. 14 Malcolm Cook Time 2'14.158 Avg. 131,728 Km/h

Humidity:	64%	AIR	20°C
Condition:	Dry	Temp:	28°C

Race Director : Campana Giorgio

21/10/2012 Start 15:53 End 16:22 The results are provisional until the end of the time limit for protests and appeals and the completion of the technical checks.





Enzo e Dino Ferrari 4.909 m

Luigi Musso Historic Gran Prix HGPCA Pre 66 - Results Race 2

Laps 13 = 63,817 km - Avg 141,951 km/h - Race Time 26'58.458

No.	Driver	Driver	Team	Car	Class	Laps	Time	Gap	Rel.	Fastest Lap
1	22 HORSMAN Peter	Horsman Peter		Lotus 18/21	CL12	13	26'58.458			3 2'02.629
2	2 JOLLEY Rod	Jolley Rod		Cooper T45/51	CL12	13	27'01.903	3.445	3.445	4 2'02.726
3	31 BEAUMONT Andrew	Beaumont Andrew		LDS Alfa Romeo 03	CL10	13	27'53.444	54.986	51.541	10 2'07.077
4	50 STUDER Peter	Studer Peter		Lotus 24 950	CL10	13	28'06.774	1'08.316	13.330	11 2'07.839
5	44 PARNELL Richard	Parnell Richard		Walker Special GP Tipo 11	CL12	12	27'06.216	1 Lap	1 Lap	8 2'10.794
6	85 BOND Stephen	Bond Stephen		Lotus 18 912	CL10	12	27'06.913	1 Lap	0.697	2 2'14.121
7	14 COOK Malcolm	Cook Malcolm		Cooper T43	CL9	12	27'18.074	1 Lap	11.161	10 2'14.158
8	21 BURATTI Federico	Buratti Federico		Lotus 21	CL10	12	28'10.329	1 Lap	52.255	5 2'16.938
9	47 JOLLIFFE Brian	Joliffe Brian		Cooper T45	CL9	12	28'13.461	1 Lap	3.132	8 2'15.725
10	6 EYRE Martin	Eyre Martin		Cooper-Bristol MKII 8/53	CL5	12	28'17.302	1 Lap	3.841	5 2'19.395
11	18 NUTHALL Ian	Nuthall Ian		Cooper-Bristol MKII 11/53	CL5	12	28'51.922	1 Lap	34.620	5 2'19.261
12	34 BUSSEY John	Bussey John		Cooper T43	CL7	12	29'06.220	1 Lap	14.298	10 2'22.920
13	48 OTT Rainer	Ott Rainer		Maserati 4CLT/41	CL2	12	29'06.353	1 Lap	0.133	7 2'22.741
14	7 EDEN Nick	Eden Nick		Cooper-Bristol MKI 2/52	CL5	12	29'14.800	1 Lap	8.447	12 2'21.265
15	53 NUTHALL Will	Nuthall Will		Cooper T53	CL12	11	23'15.334	2 Laps	1 Lap	3 2'04.248
16	8 DITHERIDGE Tony	Ditheridge Tony		Cooper T45	CL9	11	25'23.430	2 Laps	2'08.096	10 2'15.887
17	41 MAILE Brian	Maile Brian		Cooper T41	CL7	11	27'14.817	2 Laps	1'51.387	2 2'25.841
18	66 HOOLE Sidney	Hoole Sidney		Cooper T66	CL11	10	22'26.053	3 Laps	1 Lap	3 2'11.185
----- Not Classified -----										
RET	26 WAREING Andrew	Wareing Andrew		BRM P261/2	CL11	7	16'16.791	6 Laps		5 2'16.691
NS	248 LEHR Klaus	Lehr Klaus		Maserati 250F CM5	CL7					
NS	37 PERK Eddy	Perk Eddy		Heron Alfa Romeo F1	CL10					
NS	45 RETTENMAIER Stephan	Rettenmaier Stephan		Osca G4500	CL4					
NS	64 FAIRLEY Jon	Fairley Jon		Brabham BT11	CL12					

Starting: 23 Not Started: 4 Retired: 1 Not Classified: 0 Classified: 18 Disqualified: 0

Fastest Lap N. 3 No. 22 Peter Horsman Time 2'02.629 Avg. 144,113 Km/h

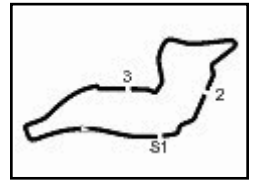
Humidity:	64%	AIR	20°C
Condition:	Dry	Temp:	28°C

Race Director : Campana Giorgio

Start 15:53
End 16:22

The results are provisional until the end of the time limit for protests and appeals and the completion of the technical checks.





Enzo e Dino Ferrari 4.909 m

Luigi Musso Historic Gran Prix
HGPCA Pre 66 - Starting Grid Race 2
Duration: 25'

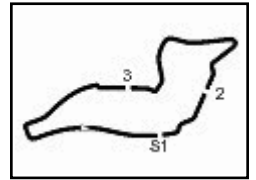
47	JOLLIFFE B. Cooper T45	64	FAIRLEY J. Brabham BT11	12
66	HOOLE S. Cooper T66	45	RETZENMAIER S. Osca G4500	11
48	OTT R. Maserati 4CLT/41	37	PERK E. Heron Alfa Romeo F1	10
41	MAILE B. Cooper T41	18	NUTHALL I. Cooper-Bristol MKII 11/53	9
21	BURATTI F. Lotus 21	7	EDEN N. Cooper-Bristol MKI 2/52	8
6	EYRE M. Cooper-Bristol MKII 8/53	34	BUSSEY J. Cooper T43	7
8	DITHERIDGE T. Cooper T45	248	LEHR K. Maserati 250F CM5	6
85	BOND S. Lotus 18 912	26	WAREING A. BRM P261/2	5
44	PARNELL R. Walker Special GP Tipo 10	14	COOK M. Cooper T43	4
31	BEAUMONT A. LDS Alfa Romeo 03	50	STUDER P. Lotus 24 950	3
2	JOLLEY R. Cooper T45/51	53	NUTHALL W. Cooper T53	2
		22	HORSMAN P. Lotus 18/21	1

Start 21/10/2012 15.45
Standing start

Jury President

..... Race Director





Enzo e Dino Ferrari 4.909 m

Luigi Musso Historic Gran Prix

HGPCA Pre 66 - Analysis Race 2

2 JOLLEY ROD							
Lap	Sector 1	Sector 2	Sector 3	Sector 4	Lap Time	km/h	Race Time
1	10.146	20.076	53.815	45.453	2'09.490	170.6	2'09.490
2	8.072	18.483	53.364	44.876	2'04.795	190.1	4'14.285
3	7.453	18.054	52.734	45.030	2'03.271	218.1	6'17.556
4	7.468	18.116	52.477	44.665	2'02.726	217.2	8'20.282
5	7.477	18.192	52.956	45.521	2'04.146	213.4	10'24.428
6	7.517	18.115	52.971	45.425	2'04.028	212.1	12'28.456
7	7.438	18.585	53.150	46.025	2'05.198	215.9	14'33.654
8	7.498	17.884	52.472	45.246	2'03.100	223.5	16'36.754
9	7.515	18.014	54.003	44.791	2'04.323	212.5	18'41.077
10	7.516	18.321	53.434	45.300	2'04.901	214.2	20'45.978
11	7.582	18.132	53.315	45.778	2'04.807	209.2	22'50.785
12	7.585	18.316	52.544	45.906	2'04.351	212.5	24'55.136
13	7.604	18.511	54.339	46.313	2'06.767	210.1	27'01.903

6 EYRE MARTIN							
Lap	Sector 1	Sector 2	Sector 3	Sector 4	Lap Time	km/h	Race Time
1	13.619	22.129	1'01.177	51.949	2'28.874	158.2	2'28.874
2	8.801	20.702	59.836	50.748	2'20.087	187.8	4'48.961
3	9.095	21.129	59.292	50.989	2'20.505	183.0	7'09.466
4	8.896	20.482	58.956	51.087	2'19.421	191.8	9'28.887
5	8.902	20.394	59.029	51.070	2'19.395	186.5	11'48.282
6	8.869	20.372	59.173	51.115	2'19.529	194.2	14'07.811
7	8.965	20.779	59.289	50.900	2'19.933	190.1	16'27.744
8	9.215	20.728	1'02.291	50.901	2'23.135	178.8	18'50.879
9	9.039	20.420	59.369	51.144	2'19.972	190.8	21'10.851
10	8.973	20.665	59.631	51.683	2'20.952	192.1	23'31.803
11	9.187	20.766	1'00.926	51.604	2'22.483	185.2	25'54.286
12	9.057	20.770	1'00.505	52.684	2'23.016	187.8	28'17.302

7 EDEN NICK							
Lap	Sector 1	Sector 2	Sector 3	Sector 4	Lap Time	km/h	Race Time
1	14.466	23.998	1'04.313	54.697	2'37.474	146.8	2'37.474
2	9.513	22.251	1'02.515	54.334	2'28.613	162.9	5'06.087
3	9.623	22.093	1'02.663	54.102	2'28.481	175.9	7'34.568
4	9.540	21.223	1'01.680	53.858	2'26.301	182.1	10'00.869
5	9.560	21.365	1'01.789	53.702	2'26.416	184.0	12'27.285
6	9.736	21.411	1'01.661	53.408	2'26.216	164.7	14'53.501
7	9.517	22.234	1'02.487	53.283	2'27.521	175.0	17'21.022
8	9.394	21.362	1'02.659	52.104	2'25.519	176.2	19'46.541
9	9.127	20.544	1'00.216	52.750	2'22.637	185.2	22'09.178
10	9.153	20.964	1'00.487	52.027	2'22.631	186.2	24'31.809
11	9.106	20.464	1'00.254	51.902	2'21.726	192.1	26'53.535
12	9.098	20.841	1'00.100	51.226	2'21.265	185.9	29'14.800

8 DITHERIDGE TONY							
Lap	Sector 1	Sector 2	Sector 3	Sector 4	Lap Time	km/h	Race Time
1	12.474	22.717	59.761	49.898	2'24.850	143.1	2'24.850
2	9.114	21.601	57.974	50.421	2'19.110	161.5	4'43.960
3	9.142	20.597	57.972	50.422	2'18.133	156.6	7'02.093
4	9.101	20.875	57.929	50.454	2'18.359	154.3	9'20.452
5	9.039	21.255	57.665	50.784	2'18.743	160.7	11'39.195
6	9.325	20.616	57.620	49.810	2'17.371	171.7	13'56.566
7	8.743	20.598	57.273	49.337	2'15.951	179.7	16'12.517
8	8.696	20.356	57.065	49.988	2'16.105	176.2	18'28.622
9	8.766	20.718	57.266	51.244	2'17.994	178.2	20'46.616
10	8.599	19.939	57.108	50.241	2'15.887	180.6	23'02.503
11	8.716	20.375	59.798	52.038	2'20.927	183.0	25'23.430

14 COOK MALCOLM							
Lap	Sector 1	Sector 2	Sector 3	Sector 4	Lap Time	km/h	Race Time
1	11.671	21.077	58.700	50.039	2'21.487	151.3	2'21.487
2	8.917	20.671	58.472	49.502	2'17.562	158.9	4'39.049
3	8.886	20.522	57.541	49.711	2'16.660	154.1	6'55.709
4	8.709	20.690	57.392	48.918	2'15.709	160.5	9'11.418
5	8.618	20.326	56.953	49.000	2'14.897	164.2	11'26.315
6	8.477	20.487	57.568	48.647	2'15.179	166.2	13'41.494
7	8.623	20.350	56.772	48.816	2'14.561	168.0	15'56.055
8	8.569	20.626	56.684	49.095	2'14.974	165.7	18'11.029
9	8.602	20.632	59.093	49.290	2'17.617	163.9	20'28.646
10	8.221	20.438	56.385	49.114	2'14.158	178.8	22'42.804
11	8.684	22.699	58.129	49.168	2'18.680	157.5	25'01.484
12	8.547	20.800	57.627	49.616	2'16.590	165.4	27'18.074

18 NUTHALL IAN							
Lap	Sector 1	Sector 2	Sector 3	Sector 4	Lap Time	km/h	Race Time
1	14.193	22.446	1'00.703	52.510	2'29.852	153.2	2'29.852

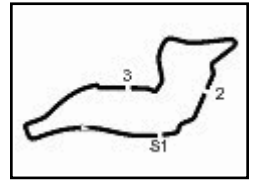
2	9.134	20.540	59.314	51.122	2'20.110	170.4	4'49.962
3	9.117	20.892	59.524	51.252	2'20.785	177.1	7'10.747
4	9.161	20.572	58.685	50.992	2'19.410	179.4	9'30.157
5	9.198	20.161	58.387	51.515	2'19.261	173.9	11'49.418
6	9.324	20.390	59.408	51.474	2'20.596	180.0	14'10.014
7	9.699	20.679	59.556	51.780	2'21.714	167.5	16'31.728
8	9.973	20.848	1'00.353	52.995	2'24.169	165.7	18'55.897
9	9.677	20.880	59.866	52.684	2'23.107	168.5	21'19.004
10	10.115	21.565	1'01.264	53.375	2'26.319	165.9	23'45.323
11	10.628	21.548	1'02.445	56.635	2'31.256	151.3	26'16.579
12	12.856	22.528	1'04.235	55.724	2'35.343	131.3	28'51.922

21 BURATTI FEDERICO							
Lap	Sector 1	Sector 2	Sector 3	Sector 4	Lap Time	km/h	Race Time
1	13.760	22.523	59.955	50.865	2'27.103	160.7	2'27.103
2	8.707	21.425	59.745	50.649	2'20.526	176.8	4'47.629
3	8.913	20.761	58.059	51.225	2'18.958	167.7	7'06.587
4	8.862	20.982	58.540	50.197	2'18.581	179.7	9'25.168
5	8.471	20.596	58.251	49.620	2'16.938	180.0	11'42.106
6	8.843	20.474	1'17.493	50.846	2'37.656	172.3	14'19.762
7	8.567	20.086	58.796	53.494	2'20.943	199.6	16'40.705
8	8.347	20.395	58.002	50.363	2'17.107	206.1	18'57.812
9	8.598	20.474	58.407	49.885	2'17.364	189.8	21'15.176
10	8.223	21.515	57.396	50.242	2'17.376	210.5	23'32.552
11	8.836	20.247	57.890	51.595	2'18.568	178.2	25'51.120
12	8.794	21.426	59.013	49.976	2'19.209	170.1	28'10.329

22 HORSMAN PETER							
Lap	Sector 1	Sector 2	Sector 3	Sector 4	Lap Time	km/h	Race Time
1	9.918	19.624	53.872	45.167	2'08.581	170.6	2'08.581
2	7.579	18.787	52.208	44.863	2'03.437	197.0	4'12.018
3	7.565	18.434	52.089	44.541	2'02.629	208.0	6'14.647
4	7.464	18.339	52.188	45.143	2'03.134	215.1	8'17.781
5	7.478	18.417	52.462	44.768	2'03.125	214.6	10'20.906
6	7.572	18.906	52.691	44.931	2'04.100	196.3	12'25.006
7	7.922	18.715	53.022	45.027	2'04.686	190.8	14'29.692
8	7.523	18.640	52.645	44.879	2'03.687	210.1	16'33.379
9	7.538	18.529	53.640	44.557	2'04.264	204.9	18'37.643
10	7.439	18.469	52.751	45.093	2'03.752	211.3	20'41.395
11	7.516	18.510	52.233	44.833	2'03.092	207.6	22'44.487
12	7.553	18.990	52.617	45.518	2'04.678	192.8	24'49.165
13	7.834	18.632	53.812	49.015	2'09.293	200.3	26'58.458

26 WAREING ANDREW							
Lap	Sector 1	Sector 2	Sector 3	Sector 4	Lap Time	km/h	Race Time
1	12.355	21.987	1'00.777	51.909	2'27.028	150.0	2'27.028
2	8.534	21.304	59.065	49.718	2'18.621	171.4	4'45.649
3	8.407	21.375	59.253	51.300	2'20.335	174.5	7'05.984
4	8.385	21.137	58.550	49.365	2'17.437	179.7	9'23.421
5	8.424	20.617	58.331	49.319	2'16.691	175.0	11'40.112
6	9.329	21.141	58.069	50.104	2'18.643	179.1	13'58.755
7	8.490	20.417	57.874	51.255	2'18.036	189.1	16'16.791

31 BEAUMONT ANDREW							
Lap	Sector 1	Sector 2	Sector 3	Sector 4	Lap Time	km/h	Race Time
1	10.956	20.285	53.941	46.710	2'11.892	160.7	2'11.892
2	8.247	18.925	53.813	46.493	2'07.478	199.6	4'19.370
3	8.229	18.451	53.578	46.944	2'07.202	218.5	6'26.572
4	8.304	18.598	54.572	46.430	2'07.904	213.0	8'34.476
5	8.256	18.731	54.147	46.431	2'07.565	217.7	10'42.041
6	8.319	19.051	54.336	46.817	2'08.523	203.3	12'50.564
7	8.253	18.552	53.995	47.037	2'07.837	217.2	14'58.401
8	8.245	18.657	54.653	46.706	2'08.261	213.8	17'06.662



Enzo e Dino Ferrari 4.909 m

Luigi Musso Historic Gran Prix

HGPCA Pre 66 - Analysis Race 2

9	9.432	21.020	1'00.287	52.817	2'23.556	162.7	21'52.728
10	9.502	21.350	59.613	52.455	2'22.920	153.4	24'15.648
11	9.272	21.400	1'00.922	53.074	2'24.668	159.8	26'40.316
12	9.153	21.754	1'01.877	53.120	2'25.904	161.2	29'06.220

41 MAILE BRIAN							
Lap	Sector 1	Sector 2	Sector 3	Sector 4	Lap Time	km/h	Race Time
1	15.176	24.836	1'03.153	53.573	2'36.738	136.4	2'36.738
2	9.369	21.647	1'01.925	52.900	2'25.841	161.5	5'02.579
3	9.303	21.464	1'04.451	53.417	2'28.635	175.0	7'31.214
4	9.343	21.987	1'02.283	53.061	2'26.674	166.4	9'57.888
5	9.330	21.567	1'01.986	53.288	2'26.171	176.5	12'24.059
6	9.540	21.586	1'04.476	53.332	2'28.934	175.9	14'52.993
7	9.533	21.914	1'02.466	53.214	2'27.127	163.2	17'20.120
8	9.300	21.328	1'04.171	53.683	2'28.482	181.8	19'48.602
9	9.391	21.705	1'02.933	53.514	2'27.543	177.9	22'16.145
10	9.607	21.850	1'02.522	54.451	2'28.430	166.2	24'44.575
11	9.700	21.688	1'04.038	54.816	2'30.242	166.9	27'14.817

44 PARNELL RICHARD							
Lap	Sector 1	Sector 2	Sector 3	Sector 4	Lap Time	km/h	Race Time
1	16.549	23.293	1'01.526	52.436	2'33.804	125.6	2'33.804
2	8.809	21.745	57.284	49.224	2'17.062	167.2	4'50.866
3	8.754	20.359	56.454	50.244	2'15.811	169.8	7'06.677
4	8.205	20.235	56.447	49.442	2'14.329	196.0	9'21.006
5	9.151	21.724	57.527	49.985	2'18.387	163.2	11'39.393
6	8.129	19.571	55.844	47.737	2'11.281	196.0	13'50.674
7	7.848	19.971	56.362	48.628	2'12.809	199.6	16'03.483
8	7.816	19.612	55.607	47.759	2'10.794	203.3	18'14.277
9	7.636	19.763	57.468	48.504	2'13.371	200.3	20'27.648
10	7.696	19.737	55.502	47.941	2'10.876	201.5	22'38.524
11	7.608	19.228	56.125	48.503	2'11.464	208.4	24'49.988
12	8.283	20.153	57.950	49.842	2'16.228	178.8	27'06.216

47 JOLLIFFE BRIAN							
Lap	Sector 1	Sector 2	Sector 3	Sector 4	Lap Time	km/h	Race Time
1	15.641	22.832	59.411	49.591	2'27.475	130.0	2'27.475
2	8.622	21.014	59.318	49.256	2'18.210	180.3	4'45.685
3	8.631	21.426	58.878	49.325	2'18.260	174.2	7'03.945
4	8.352	20.478	58.302	49.472	2'16.604	177.1	9'20.549
5	9.109	21.487	57.955	50.335	2'18.886	162.7	11'39.435
6	9.774	20.676	57.939	49.305	2'17.694	168.0	13'57.129
7	8.837	20.707	57.394	49.541	2'16.479	169.3	16'13.608
8	8.441	20.217	57.678	49.389	2'15.725	186.8	18'29.333
9	8.813	21.122	1'01.143	55.438	2'26.516	186.2	20'55.849
10	10.526	22.375	1'05.031	53.881	2'31.813	161.2	23'27.662
11	9.065	21.379	1'00.552	51.622	2'22.618	177.1	25'50.280
12	9.253	22.066	1'01.245	50.617	2'23.181	176.5	28'13.461

48 OTT RAINER							
Lap	Sector 1	Sector 2	Sector 3	Sector 4	Lap Time	km/h	Race Time
1	15.039	23.817	1'02.176	52.425	2'33.457	138.9	2'33.457
2	8.815	22.249	1'01.922	52.873	2'25.859	156.8	4'59.316
3	8.742	22.605	1'01.806	52.470	2'25.623	164.9	7'24.939
4	8.694	22.224	1'01.842	52.282	2'25.042	161.9	9'49.981
5	8.605	22.391	1'01.353	51.259	2'23.608	165.2	12'13.589
6	8.488	21.971	1'01.219	51.943	2'23.621	167.7	14'37.210
7	8.569	22.076	1'00.315	51.781	2'22.741	172.0	16'59.951
8	8.837	22.720	1'01.844	51.641	2'25.042	161.7	19'24.993
9	8.446	21.755	1'01.762	52.473	2'24.436	178.5	21'49.429
10	8.915	22.557	1'01.273	51.192	2'23.937	150.7	24'13.366
11	8.557	21.560	1'02.978	52.861	2'25.956	162.4	26'39.322
12	8.718	22.115	1'02.488	53.710	2'27.031	157.0	29'06.353

50 STUDER PETER							
Lap	Sector 1	Sector 2	Sector 3	Sector 4	Lap Time	km/h	Race Time
1	11.098	20.757	54.774	47.561	2'14.190	157.7	2'14.190
2	8.205	19.053	54.709	47.811	2'09.778	204.5	4'23.968
3	8.251	18.784	55.094	47.530	2'09.659	216.4	6'33.627
4	8.258	18.939	54.950	47.469	2'09.616	216.8	8'43.243
5	8.329	19.346	54.147	47.639	2'09.461	209.7	10'52.704
6	8.320	19.177	54.078	47.336	2'08.911	206.8	13'01.615
7	8.247	19.008	54.479	46.957	2'08.691	206.8	15'10.306
8	8.230	18.959	54.343	47.630	2'09.162	213.8	17'19.468
9	8.375	18.883	54.865	47.652	2'09.775	205.7	19'29.243
10	8.184	19.058	55.859	47.791	2'10.892	212.5	21'40.135
11	8.365	18.683	53.947	46.844	2'07.839	212.5	23'47.974
12	8.220	18.815	54.378	47.884	2'09.297	204.5	25'57.271
13	8.135	18.680	55.063	47.625	2'09.503	216.8	28'06.774

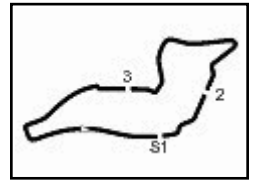
P = Pits In/Out - C = Lap-Time Cancelled

53 NUTHALL WILL							
Lap	Sector 1	Sector 2	Sector 3	Sector 4	Lap Time	km/h	Race Time
1	10.188	19.666	53.344	46.154	2'09.352	170.6	2'09.352
2	7.960	18.697	53.719	45.633	2'06.009	188.8	4'15.361
3	7.884	18.585	52.283	45.496	2'04.248	204.5	6'19.609
4	7.890	18.521	52.450	45.529	2'04.390	205.3	8'23.999
5	7.896	18.258	52.898	45.852	2'04.904	206.1	10'28.903
6	7.905	18.384	52.567	45.656	2'04.512	205.7	12'33.415
7	7.901	18.222	52.392	46.418	2'04.933	207.6	14'38.348
8	8.007	19.942	54.125	46.930	2'09.004	188.1	16'47.352
9	8.185	18.451	54.466	46.587	2'07.689	206.8	18'55.041
10	8.185	18.604	53.709	48.257	2'08.755	199.6	21'03.796
11	8.926	19.060	54.709	48.843	2'11.538	178.5	23'15.334

66 HOOLE SIDNEY							
Lap	Sector 1	Sector 2	Sector 3	Sector 4	Lap Time	km/h	Race Time
1	14.715	22.337	58.370	49.493	2'24.915	140.7	2'24.915
2	8.310	19.211	56.156	48.216	2'11.893	185.2	4'36.808
3	8.464	19.554	55.160	48.007	2'11.185	206.8	6'47.993
4	8.536	19.806	55.312	48.161	2'11.815	176.8	8'59.808
5	8.516	19.825	56.112	49.083	2'13.536	188.8	11'13.344
6	8.558	19.736	55.894	48.258	2'12.446	182.4	13'25.790
7	8.482	19.732	55.896	48.714	2'12.824	186.5	15'38.614
8	8.397	19.844	56.298	49.801	2'14.340	198.5	17'52.954
9	9.040	20.602	58.462	50.140	2'18.244	174.5	20'11.198
10	8.895	20.193	56.103	49.664	2'14.855	192.8	22'26.053

85 BOND STEPHEN							
Lap	Sector 1	Sector 2	Sector 3	Sector 4	Lap Time	km/h	Race Time
1	12.304	22.404	58.778	48.673	2'22.159	149.6	2'22.159
2	9.097	19.946	56.669	48.409	2'14.121	172.8	4'36.280
3	8.944	20.199	56.681	48.914	2'14.738	190.5	6'51.018
4	8.969	19.950	56.852	49.374	2'15.145	184.3	9'06.163
5	8.866	20.005	57.221	49.034	2'15.126	184.3	11'21.289
6	9.079	19.849	57.248	49.170	2'15.346	185.6	13'36.635
7	8.961	19.565	56.998	49.197	2'14.721	188.5	15'51.356
8	8.948	19.627	56.737	49.064	2'14.376	189.1	18'05.732
9	9.003	19.551	56.795	48.788	2'14.137	185.9	20'19.869
10	9.071	19.836	56.645	48.622	2'14.174	181.5	22'34.043
11	8.920	19.533	56.438	49.406	2'18.297	187.2	24'48.340
12	9.259	20.517	57.787	51.010	2'18.573	164.9	27'06.913



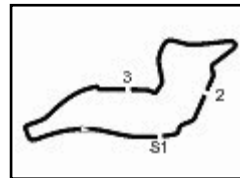


Enzo e Dino Ferrari 4.909 m

**Luigi Musso Historic Gran Prix
HGPCA Pre 66 - Lap Chart Race 1**

		Lap												
		1	2	3	4	5	6	7	8	9	10	11	12	13
Pos	1	22	22	22	22	22	22	22	22	22	22	22	22	22
	2	53	53	2	2	2	2	2	2	2	2	2	2	2
	3	31	2	53	53	53	53	53	53	53	53	53	53	53
	4	2	31	31	31	31	31	31	50	31	31	31	31	31
	5	37	50	50	50	50	50	31	50	50	50	50	50	50
	6	50	37	37	37	37	14	14	14	14	44	44	44	
	7	66	66	66	66	14	85	44	44	44	14	14	14	
	8	14	14	14	14	85	44	85	85	85	85	85	85	
	9	85	85	85	85	44	8	8	8	8	8	26	26	
	10	26	8	8	44	8	248	248	248	248	248	8	8	
	11	18	248	44	8	248	26	26	26	26	26	248	248	
	12	8	44	248	248	26	34	34	34	34	34	6	6	
	13	248	34	34	26	34	6	6	6	6	6	34	34	
	14	34	21	21	34	6	7	7	7	7	21	21	21	
	15	7	7	26	21	7	21	21	21	21	7	7	7	
	16	44	26	6	6	21	41	41	41	41	41	41		
	17	21	6	7	7	41	18	18	18	18	18			
	18	6	41	41	41	18	48	48	48	48	48			
	19	41	18	18	18	48								
	20	45	48	48	48									
	21	48												





Enzo e Dino Ferrari 4.909 m

Luigi Musso Historic Gran Prix

Trofeo Ignazio Giunti - Velocità Prove Libere 2° Turno

Miglior Giro:

1	69	KALB Silvio	March 76S	1'48.162
2	12	TURRIZIANI Roberto	BMW Osella PA9	1'51.747
3	6	GELMINI Tommaso	Sauber C5	1'55.702
4	25	FARNETTI Roberto	Chevron B16	1'58.234
5	22	MANGINI Armando	A.R. Bogaani	2'01.626
6	7	LIENAU Alexander	Chevron B19	2'08.921
7	3	ZWEIFLER Wolf	Lola T70 Spider	2'21.589
8	23	BONVICINI Daniele	A.R. Lucchini	2'22.685

Velocità

1	69	KALB Silvio	March 76S	252.2
2	6	GELMINI Tommaso	Sauber C5	227.3
3	12	TURRIZIANI Roberto	BMW Osella PA9	226.3
4	25	FARNETTI Roberto	Chevron B16	224.4
5	22	MANGINI Armando	A.R. Bogaani	218.1
6	7	LIENAU Alexander	Chevron B19	197.8
7	23	BONVICINI Daniele	A.R. Lucchini	179.7
8	3	ZWEIFLER Wolf	Lola T70 Spider	168.5

Tratto 1

1	69	KALB S.	7.006
2	12	TURRIZIANI R.	7.375
3	6	GELMINI T.	7.464
4	7	LIENAU A.	7.739
5	25	FARNETTI R.	7.756
6	22	MANGINI A.	8.097
7	23	BONVICINI D.	9.194
8	3	ZWEIFLER W.	9.288

Tratto 2

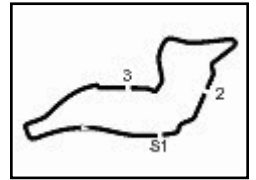
1	69	KALB S.	15.712
2	12	TURRIZIANI R.	16.100
3	25	FARNETTI R.	16.837
4	6	GELMINI T.	16.918
5	22	MANGINI A.	18.031
6	7	LIENAU A.	19.407
7	23	BONVICINI D.	21.753
8	3	ZWEIFLER W.	22.094

Tratto 3

1	69	KALB S.	44.775
2	12	TURRIZIANI R.	46.836
3	6	GELMINI T.	48.899
4	25	FARNETTI R.	50.209
5	22	MANGINI A.	50.864
6	7	LIENAU A.	52.370
7	3	ZWEIFLER W.	59.913
8	23	BONVICINI D.	1'00.592

Tratto 4

1	69	KALB S.	39.622
2	12	TURRIZIANI R.	41.436
3	6	GELMINI T.	41.497
4	25	FARNETTI R.	43.379
5	22	MANGINI A.	44.300
6	7	LIENAU A.	45.381
7	3	ZWEIFLER W.	50.294
8	23	BONVICINI D.	50.762



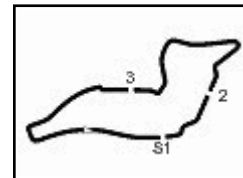
Enzo e Dino Ferrari 4.909 m

Luigi Musso Historic Gran Prix

Trofeo Ignazio Giunti - Ideal Time Prove Libere 1° Turno

Num.	Concorrente	Auto	Tratto 1	Tratto 2	Tratto 3	Tratto 4	Ideal Time	Tempo Ufficiale	Pos.	Diff.
1	77 MARIA T.	March 707	6.636	16.284	46.966	39.419	1'49.305	1'50.214	1	0.909
2	12 TURRIZIANI R.	BMW Osella PA9	7.538	17.106	48.351	42.654	1'55.649	1'55.789	2	0.140
3	7 LIENAU A.	Chevron B19	9.163	20.469	56.084	47.484	2'13.200	2'14.087	3	0.887
4	6 GELMINI T.	Sauber C5	8.982	21.275	59.628	50.290	2'20.175	2'21.258	4	1.083
Ideal Time Assoluto			6.636	16.284	46.966	39.419	1'49.305			





Enzo e Dino Ferrari 4.909 m

Luigi Musso Historic Gran Prix Trofeo Ignazio Giunti - Analisi Tempi Prove Libere 1° Turno

1 / 1

6 GELMINI TOMMASO

Giro	Tratto 1	Tratto 2	Tratto 3	Tratto 4	T. Giro	km/h	Local Time
							9:35'45.564
1	26.426	28.680	1'12.349	59.204	3'06.659 P		9:38'52.223
2	10.296	23.428	1'04.711	54.145	2'32.580	163.9	9:41'24.803
3	9.510	22.700	1'03.527	8'44.779	10'20.516 P	174.2	9:51'45.319
4	23.594	24.215	1'03.167	51.412	2'42.388 P		9:54'27.707
5	9.049	21.300	1'00.203	50.706	2'21.258	188.8	9:56'48.965
6	9.253	22.166	59.628	50.290	2'21.337	181.2	9:59'10.302
7	8.982	21.275	1'00.248	51.095	2'21.600	187.8	10:01'31.902

7 LIENAU ALEXANDER

Giro	Tratto 1	Tratto 2	Tratto 3	Tratto 4	T. Giro	km/h	Local Time
							9:40'32.112
1	27.937	31.027	1'10.345	56.282	3'05.591 P		9:43'37.703
2	9.923	21.760	58.748	49.311	2'19.742	144.8	9:45'57.445
3	9.163	21.356	56.084	47.484	2'14.087	146.8	9:48'11.532

12 TURRIZIANI ROBERTO

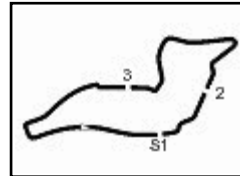
Giro	Tratto 1	Tratto 2	Tratto 3	Tratto 4	T. Giro	km/h	Local Time
							9:35'55.440
1	19.703	26.790	1'12.667	55.184	2'54.344 P	106.3	9:38'49.784
2	9.068	20.784	57.273	47.747	2'14.872	185.2	9:41'04.656
3	7.700	19.300	54.519	2'34.274	3'55.793 P	227.7	9:45'00.449
4	19.015	20.474	53.409	46.351	2'19.249 P	139.9	9:47'19.698
5	7.584	17.738	50.503	46.084	2'01.909	215.9	9:49'21.607
6	7.538	18.223	52.209	44.119	2'02.089	235.2	9:51'23.696
7	7.772	20.412	58.199	3'31.573	4'57.956 P	207.2	9:56'21.652
8	17.710	18.662	52.045	44.633	2'13.050 P	169.3	9:58'34.702
9	7.678	17.106	48.351	42.654	1'55.789	205.3	10:00'30.491

77 MARIA TULLIO MATTEO

Giro	Tratto 1	Tratto 2	Tratto 3	Tratto 4	T. Giro	km/h	Local Time
		25.945	56.078	43.704			9:37'47.174
1	7.109	17.292	47.270	39.419	1'51.090	194.2	9:39'38.264
2	6.714	16.655	46.966	39.879	1'50.214	210.9	9:41'28.478
3	6.850	19.280	49.231	41.191	6'12.068	149.8	9:47'40.546

P = Box In/Out - C = Tempo Invalidato





Enzo e Dino Ferrari 4.909 m

Luigi Musso Historic Gran Prix

Trofeo Ignazio Giunti - Velocità Prove Libere 1° Turno

Miglior Giro:

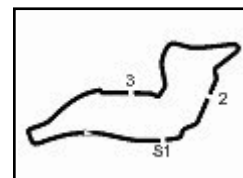
1	77	MARIA Tullio Matteo	March 707	1'50.214
2	12	TURRIZIANI Roberto	BMW Osella PA9	1'55.789
3	7	LIENAU Alexander	Chevron B19	2'14.087
4	6	GELMINI Tommaso	Sauber C5	2'21.258

Velocità

1	12	TURRIZIANI Roberto	BMW Osella PA9	235.2
2	77	MARIA Tullio Matteo	March 707	226.8
3	6	GELMINI Tommaso	Sauber C5	188.8
4	7	LIENAU Alexander	Chevron B19	146.8

Tratto 1		Tratto 2		Tratto 3		Tratto 4	
1	77 MARIA T.	1	77 MARIA T.	1	77 MARIA T.	1	77 MARIA T.
	6.636		16.284		46.966		39.419
2	12 TURRIZIANI R.	2	12 TURRIZIANI R.	2	12 TURRIZIANI R.	2	12 TURRIZIANI R.
	7.538		17.106		48.351		42.654
3	6 GELMINI T.	3	7 LIENAU A.	3	7 LIENAU A.	3	7 LIENAU A.
	8.982		20.469		56.084		47.484
4	7 LIENAU A.	4	6 GELMINI T.	4	6 GELMINI T.	4	6 GELMINI T.
	9.163		21.275		59.628		50.290





Enzo e Dino Ferrari 4.909 m

Luigi Musso Historic Gran Prix Trofeo Ignazio Giunti - Classifica Prove Libere 2° Turno

Miglior Giro: = 1'48.162 - 4,909 km - Media 163,388 km/h

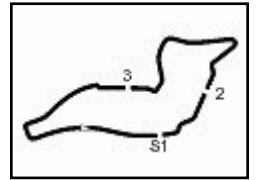
Num.	Conducente	Concorrente	Scuderia	Auto	Classe	Tempo	Dist.	Rel.	Giri
1	69 KALB Silvio	Silvio Kalb		March 76S	HB2	1'48.162			12
2	12 TURRIZIANI Roberto	Roberto Turriziani	Club Italia	BMW Osella PA9	JB2	1'51.747	3.585	3.585	9
3	6 GELMINI Tommaso	Matthias Richt	GPS Classic	Sauber C5	HB2	1'55.702	7.540	3.955	7
4	25 FARNETTI Roberto	AB Motorsport	AB MOTORSPORT	Chevron B16	GB2	1'58.234	10.072	2.532	9
5	22 MANGINI Armando	Armando Mangini	Team Italia	A.R. Bogani	JBSN	2'01.626	13.464	3.392	9
6	7 LIENAU Alexander	Alexander Lienau	Lienau	Chevron B19	HB2	2'08.921	20.759	7.295	4
7	3 ZWEIFLER Wolf	Zweifler Wolf	GPS Classic	Lola T70 Spider	FBO2	2'21.589	33.427	12.668	10
8	23 BONVICINI Daniele	Daniele Bonvicini	Classic Team Ferretti	A.R. Lucchini	JBSN	2'22.685	34.523	1.096	10

Direttore di Gara : Campana Giorgio

19/10/2012 Inizio Fine
15:02 15:29

Esposta alle:





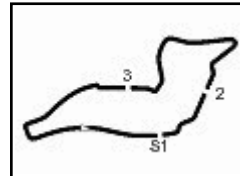
Enzo e Dino Ferrari 4.909 m

Luigi Musso Historic Grand Prix

Trofeo Ignazio Giunti - Ideal Time Prove Libere 2° Turno

Num.	Concorrente	Auto	Tratto 1	Tratto 2	Tratto 3	Tratto 4	Ideal Time	Tempo Ufficiale	Pos.	Diff.
1	69 KALB S.	March 76S	7.006	15.712	44.775	39.622	1'47.115	1'48.162	1	1.047
2	12 TURRIZIANI R.	BMW Osella PA9	7.375	16.100	46.836	41.436	1'51.747	1'51.747	2	0.000
3	6 GELMINI T.	Sauber C5	7.464	16.918	48.899	41.497	1'54.778	1'55.702	3	0.924
4	25 FARNETTI R.	Chevron B16	7.756	16.837	50.209	43.379	1'58.181	1'58.234	4	0.053
5	22 MANGINI A.	A.R. Bogani	8.097	18.031	50.864	44.300	2'01.292	2'01.626	5	0.334
6	7 LIENAU A.	Chevron B19	7.739	19.407	52.370	45.381	2'04.897	2'08.921	6	4.024
7	3 ZWEIFLER W.	Lola T70 Spider	9.288	22.094	59.913	50.294	2'21.589	2'21.589	7	0.000
8	23 BONVICINI D.	A.R. Lucchini	9.194	21.753	1'00.592	50.762	2'22.301	2'22.685	8	0.384
Ideal Time Assoluto			7.006	15.712	44.775	39.622	1'47.115			





Luigi Musso Historic Gran Prix

Trofeo Ignazio Giunti - Analisi Tempi Prove Libere 2° Turno

Enzo e Dino Ferrari 4.909 m

3 ZWEIFLER WOLF

Giro	Tratto 1	Tratto 2	Tratto 3	Tratto 4	T. Giro	km/h	Local Time
							15:02'49.034
1	24.426	27.038	1'13.062	1'01.540	3'06.066 P		15:05'55.100
2	10.474	26.984	1'05.133	54.411	2'37.002	136.9	15:08'32.102
3	9.966	24.148	1'03.150	55.874	2'33.138	132.1	15:11'05.240
4	9.806	22.973	1'03.099	52.681	2'28.559	157.0	15:13'33.799
5	10.517	23.094	1'02.580	52.021	2'28.212	150.3	15:16'02.011
6	10.576	23.203	1'02.165	52.266	2'28.210	134.2	15:18'30.221
7	9.498	22.352	1'01.645	51.362	2'24.857	159.1	15:20'55.078
8	9.477	22.640	1'01.966	50.513	2'24.596	157.9	15:23'19.674
9	9.456	22.180	1'01.342	51.192	2'24.170	161.0	15:25'43.844
10	9.288	22.094	59.913	50.294	2'21.589	168.5	15:28'05.433

6 GELMINI TOMMASO

Giro	Tratto 1	Tratto 2	Tratto 3	Tratto 4	T. Giro	km/h	Local Time
							15:02'36.294
1	18.061	22.739	57.505	45.630	2'23.935 P	140.3	15:05'00.229
2	8.789	18.119	50.564	42.533	2'00.005	201.5	15:07'00.234
3	7.491	16.918	48.899	42.997	1'56.305	227.3	15:08'56.539
4	7.618	17.348	51.631	5'38.445	6'55.042 P	202.6	15:15'51.581
5	15.865	20.672	54.533	44.048	2'15.118 P	154.1	15:18'06.699
6	7.611	17.358	49.236	41.497	1'55.702	220.8	15:20'02.401
7	7.464	18.115	54.930	4'03.215	5'23.724 P	224.4	15:25'26.125

7 LIENAU ALEXANDER

Giro	Tratto 1	Tratto 2	Tratto 3	Tratto 4	T. Giro	km/h	Local Time
							15:02'27.126
1	20.312	23.406	1'00.119	48.532	2'32.369 P	129.6	15:04'59.495
2	10.783	21.117	55.237	46.689	2'13.826	155.0	15:07'13.321
3	8.769	20.721	52.370	54.064	2'15.924	177.1	15:09'29.245
4	8.347	19.407	55.786	45.381	2'08.921	171.2	15:11'38.166

12 TURRIZIANI ROBERTO

Giro	Tratto 1	Tratto 2	Tratto 3	Tratto 4	T. Giro	km/h	Local Time
							15:02'52.094
1	22.988	26.376	1'06.819	48.596	2'44.779 P		15:05'36.873
2	8.626	18.927	52.135	44.168	2'03.856	184.3	15:07'40.729
3	7.680	18.058	50.601	43.650	1'59.989	203.3	15:09'40.718
4	8.267	18.857	57.958	50.670	2'15.752	198.9	15:11'56.470
5	8.964	19.215	56.098	49.454	2'13.731	185.6	15:14'10.201
6	7.814	17.819	1'00.241	3'34.469	5'00.343 P	204.1	15:19'10.544
7	15.344	17.317	48.449	42.777	2'03.887 P	172.8	15:21'14.431
8	7.429	16.194	48.995	41.714	1'54.332	221.2	15:23'08.763
9	7.375	16.100	46.836	41.436	1'51.747	226.3	15:25'00.510

22 MANGINI ARMANDO

Giro	Tratto 1	Tratto 2	Tratto 3	Tratto 4	T. Giro	km/h	Local Time
							15:03'25.712
1	18.968	21.240	54.837	47.002	2'22.047 P	131.8	15:05'47.759
2	8.202	18.794	52.696	45.304	2'04.996	196.0	15:07'52.755
3	8.097	18.397	51.612	45.220	2'03.326	217.7	15:09'56.081
4	8.199	18.031	52.106	45.175	2'03.511	212.5	15:11'59.592
5	8.128	18.541	53.599	4'46.911	6'07.179 P	211.3	15:18'06.771
6	19.288	20.065	53.218	44.558	2'17.129 P	161.0	15:20'23.900
7	8.348	18.832	51.434	44.996	2'03.610	193.9	15:22'27.510
8	8.118	18.343	51.345	44.992	2'02.798	218.1	15:24'30.308
9	8.127	18.065	51.134	44.300	2'01.626	217.7	15:26'31.934

23 BONVICINI DANIELE

Giro	Tratto 1	Tratto 2	Tratto 3	Tratto 4	T. Giro	km/h	Local Time
							15:02'28.399
1	20.741	27.917	1'17.364	1'02.297	3'08.319 P	116.8	15:05'36.718
2	10.674	24.347	1'07.779	56.771	2'39.571	148.8	15:08'16.289
3	9.909	23.755	1'06.094	56.105	2'35.863	148.0	15:10'52.152
4	9.724	22.986	1'05.722	53.609	2'32.041	154.8	15:13'24.193
5	9.674	22.852	1'03.869	54.256	2'30.651	148.2	15:15'54.844
6	9.503	22.040	1'04.458	53.649	2'29.650	155.2	15:18'24.494
7	9.329	22.433	1'03.857	53.396	2'29.015	179.7	15:20'53.509
8	9.265	23.604	1'05.100	52.064	2'30.033	176.2	15:23'23.542
9	9.194	21.753	1'00.867	51.774	2'23.588	170.1	15:25'47.130
10	9.400	21.931	1'00.592	50.762	2'22.685	161.7	15:28'09.815

25 FARNETTI ROBERTO

Giro	Tratto 1	Tratto 2	Tratto 3	Tratto 4	T. Giro	km/h	Local Time
							15:02'39.403
1	17.125	23.105	59.263	47.629	2'27.122 P	121.0	15:05'06.525
2	8.212	18.729	52.669	44.901	2'04.511	168.0	15:07'11.036

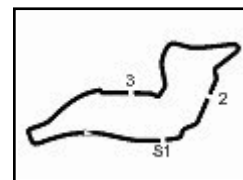
3	7.914	18.375	53.119	44.530	2'03.938	189.5	15:09'14.974
4	7.797	17.571	51.004	43.660	2'00.032	211.7	15:11'15.006
5	7.756	17.165	52.480	3'23.575	4'40.976 P	218.5	15:15'55.982
6	14.745	20.498	53.255	44.722	2'13.220 P	147.2	15:18'09.202
7	7.775	17.271	50.327	43.660	1'59.033	223.1	15:20'08.235
8	7.777	16.869	50.209	43.379	1'58.234	220.8	15:22'06.469
9	7.756	16.837	50.833	44.937	2'00.363	220.3	15:24'06.832

69 KALB SILVIO

Giro	Tratto 1	Tratto 2	Tratto 3	Tratto 4	T. Giro	km/h	Local Time
							15:02'45.752
1	25.857	22.780	57.461	47.819	2'33.917 P		15:05'19.669
2	8.059	18.165	48.763	41.930	1'56.917	206.8	15:07'16.586
3	7.145	16.951	48.397	40.747	1'53.240	235.2	15:09'09.826
4	7.045	16.186	45.922	42.769	1'51.922	249.3	15:11'01.748
5	7.048	16.965	46.433	40.030	1'50.476	248.1	15:12'52.224
6	7.006	15.737	45.245	41.944	1'49.932	249.3	15:14'42.156
7	7.022	16.289	45.724	39.955	1'48.990	252.2	15:16'31.146
8	7.008	15.814	45.439	42.467	1'50.728	242.0	15:18'21.874
9	7.016	16.422	45.669	39.622	1'48.729	238.8	15:20'10.603
10	7.013	15.876	47.535	41.125	1'51.549	236.2	15:22'02.152
11	7.012	16.479	45.002	39.669	1'48.162	242.0	15:23'50.314
12	7.036	15.782	44.775	40.833	1'48.426	245.3	15:25'38.740

P = Box In/Out - C = Tempo Invaldato





Enzo e Dino Ferrari 4.909 m

Luigi Musso Historic Gran Prix Trofeo Ignazio Giunti - Classifica Prove Libere 1° Turno

Miglior Giro: = 1'50.214 - 4,909 km - Media 160,346 km/h

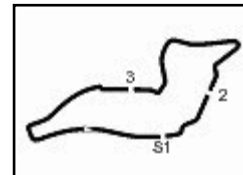
Num.	Conducente	Concorrente	Scuderia	Auto	Classe	Tempo	Dist.	Rel.	Giri
1	77 MARIA Tullio Matteo	Tullio Matteo Maria	WLADOIL	March 707	GCAM	1'50.214			3
2	12 TURRIZIANI Roberto	Roberto Turriziani	Club Italia	BMW Osella PA9	JB2	1'55.789	5.575	5.575	9
3	7 LIENAU Alexander	Alexander Lienau	Lienau	Chevron B19	HB2	2'14.087	23.873	18.298	3
4	6 GELMINI Tommaso	Matthias Richt	GPS Classic	Sauber C5	HB2	2'21.258	31.044	7.171	7

Direttore di Gara : Campana Giorgio

19/10/2012 Inizio 09:35 Fine 10:01

Esposta alle:





Enzo e Dino Ferrari 4.909 m

Luigi Musso Historic Gran Prix

Trofeo Ignazio Giunti - Velocità Prove di Qualificazione

Miglior Giro:

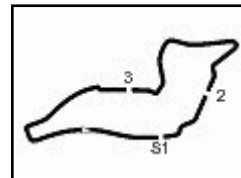
1	67	LIGUORI Michele	Lola T292DFV	1'43.540
2	77	MARIA Tullio Matteo	March 707	1'44.037
3	29	AMBROSO Giovanni	BMW Osella PA9/90	1'46.514
4	5	TURZIO Cosimo	Osella PA/4	1'47.773
5	69	KALB Silvio	March 76S	1'47.782
6	125	RIVET Vincent	Chevron B19	1'51.506
7	6	GELMINI Tommaso	Sauber C5	1'52.408
8	8	STUTZ Reto	Cheetah G 501	1'55.240
9	2	LIENAU Alexander	Chevron B19	1'55.915
10	4	EGGIMANN Beat	Cheetah G 601	1'55.931
11	12	TURRIZIANI Roberto	BMW Osella PA9	1'57.074
12	25	FARNETI Roberto	Chevron B16	1'57.715
13	22	MANGINI Armando	A.R. Boqani	1'58.541
14	3	ZWEIFLER Wolf	Lola T70 Spider	2'21.188
15	23	BONVICINI Daniele	A.R. Lucchini	2'22.198

Velocità

1	67	LIGUORI Michele	Lola T292DFV	274.6
2	125	RIVET Vincent	Chevron B19	264.5
3	29	AMBROSO Giovanni	BMW Osella PA9/90	260.0
4	69	KALB Silvio	March 76S	255.7
5	5	TURZIO Cosimo	Osella PA/4	249.8
6	12	TURRIZIANI Roberto	BMW Osella PA9	247.0
7	6	GELMINI Tommaso	Sauber C5	242.0
8	8	STUTZ Reto	Cheetah G 501	241.5
9	77	MARIA Tullio Matteo	March 707	235.7
10	25	FARNETI Roberto	Chevron B16	235.2
11	2	LIENAU Alexander	Chevron B19	227.7
12	22	MANGINI Armando	A.R. Boqani	226.8
13	4	EGGIMANN Beat	Cheetah G 601	205.3
14	23	BONVICINI Daniele	A.R. Lucchini	182.4
15	3	ZWEIFLER Wolf	Lola T70 Spider	170.9

Tratto 1		Tratto 2		Tratto 3		Tratto 4									
1	77	MARIA T.	6.162	1	67	LIGUORI M.	15.193	1	77	MARIA T.	43.879	1	67	LIGUORI M.	37.813
2	67	LIGUORI M.	6.537	2	5	TURZIO C.	15.406	2	67	LIGUORI M.	43.924	2	77	MARIA T.	38.217
3	29	AMBROSO G.	6.797	3	77	MARIA T.	15.540	3	69	KALB S.	44.602	3	29	AMBROSO G.	39.301
4	125	RIVET V.	6.861	4	69	KALB S.	15.574	4	29	AMBROSO G.	44.678	4	5	TURZIO C.	39.485
5	69	KALB S.	6.978	5	29	AMBROSO G.	15.738	5	5	TURZIO C.	45.455	5	69	KALB S.	39.506
6	5	TURZIO C.	7.095	6	6	GELMINI T.	16.128	6	125	RIVET V.	47.042	6	125	RIVET V.	41.056
7	2	LIENAU A.	7.273	7	125	RIVET V.	16.409	7	6	GELMINI T.	47.263	7	6	GELMINI T.	41.129
8	6	GELMINI T.	7.385	8	12	TURRIZIANI R.	16.887	8	8	STUTZ R.	48.700	8	4	EGGIMANN B.	41.724
9	12	TURRIZIANI R.	7.427	9	25	FARNETI R.	16.897	9	4	EGGIMANN B.	48.999	9	8	STUTZ R.	41.879
10	8	STUTZ R.	7.434	10	4	EGGIMANN B.	16.975	10	2	LIENAU A.	49.156	10	2	LIENAU A.	42.049
11	4	EGGIMANN B.	7.511	11	2	LIENAU A.	16.977	11	25	FARNETI R.	49.571	11	12	TURRIZIANI R.	42.872
12	25	FARNETI R.	7.757	12	8	STUTZ R.	16.990	12	22	MANGINI A.	49.661	12	25	FARNETI R.	43.243
13	22	MANGINI A.	7.897	13	22	MANGINI A.	17.128	13	12	TURRIZIANI R.	49.670	13	22	MANGINI A.	43.250
14	23	BONVICINI D.	9.037	14	23	BONVICINI D.	20.937	14	3	ZWEIFLER W.	58.421	14	23	BONVICINI D.	50.467
15	3	ZWEIFLER W.	9.169	15	3	ZWEIFLER W.	21.258	15	23	BONVICINI D.	1'00.487	15	3	ZWEIFLER W.	51.090



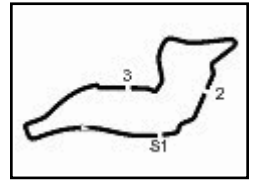


Enzo e Dino Ferrari 4.909 m

Luigi Musso Historic Gran Prix Trofeo Ignazio Giunti - Ideal Time Prove di Qualificazione

Num.	Concorrente	Auto	Tratto 1	Tratto 2	Tratto 3	Tratto 4	Ideal Time	Tempo Ufficiale	Pos.	Diff.
1	67 LIGUORI M.	Lola T292DFV	6.537	15.193	43.924	37.813	1'43.467	1'43.540	1	0.073
2	77 MARIA T.	March 707	6.162	15.540	43.879	38.217	1'43.798	1'44.037	2	0.239
3	29 AMBROSO G.	BMW Osella PA9/90	6.797	15.738	44.678	39.301	1'46.514	1'46.514	3	0.000
4	69 KALB S.	March 76S	6.978	15.574	44.602	39.506	1'46.660	1'47.782	5	1.122
5	5 TURZIO C.	Osella PA/4	7.095	15.406	45.455	39.485	1'47.441	1'47.773	4	0.332
6	125 RIVET V.	Chevron B19	6.861	16.409	47.042	41.056	1'51.368	1'51.506	6	0.138
7	6 GELMINI T.	Sauber C5	7.385	16.128	47.263	41.129	1'51.905	1'52.408	7	0.503
8	8 STUTZ R.	Cheetah G 501	7.434	16.990	48.700	41.879	1'55.003	1'55.240	8	0.237
9	4 EGGIMANN B.	Cheetah G 601	7.511	16.975	48.999	41.724	1'55.209	1'55.931	10	0.722
10	2 LIENAU A.	Chevron B19	7.273	16.977	49.156	42.049	1'55.455	1'55.915	9	0.460
11	12 TURRIZIANI R.	BMW Osella PA9	7.427	16.887	49.670	42.872	1'56.856	1'57.074	11	0.218
12	25 FARNETI R.	Chevron B16	7.757	16.897	49.571	43.243	1'57.468	1'57.715	12	0.247
13	22 MANGINI A.	A.R. Bogani	7.897	17.128	49.661	43.250	1'57.936	1'58.541	13	0.605
14	3 ZWEIFLER W.	Lola T70 Spider	9.169	21.258	58.421	51.090	2'19.938	2'21.188	14	1.250
15	23 BONVICINI D.	A.R. Lucchini	9.037	20.937	1'00.487	50.467	2'20.928	2'22.198	15	1.270
Ideal Time Assoluto			6.162	15.193	43.879	37.813	1'43.047			





Luigi Musso Historic Gran Prix

Trofeo Ignazio Giunti - Analisi Tempi Prove di Qualificazione

Enzo e Dino Ferrari 4.909 m

2 LIENAU ALEXANDER							
Giro	Tratto 1	Tratto 2	Tratto 3	Tratto 4	T. Giro	km/h	Local Time
1	7.784	22.799	1'01.548	49.216	131.0	12:59'41.788	
2	7.564	19.456	51.722	44.899	2'03.861	194.2	13:01'45.649
3	7.493	18.123	50.528	44.246	2'00.461	194.2	13:03'46.110
4	7.565	20.880	50.428	43.761	2'02.562	206.5	13:05'48.672
5	7.546	19.929	49.656	43.428	1'58.578	194.9	13:07'47.250
6	7.537	17.701	49.427	42.729	1'57.403	210.1	13:09'44.653
7	7.309	20.665	49.539	42.996	2'00.737	198.1	13:11'45.390
7	7.309	17.401	49.156	42.049	1'55.915	227.7	13:13'41.305

3 ZWEIFLER WOLFGANG							
Giro	Tratto 1	Tratto 2	Tratto 3	Tratto 4	T. Giro	km/h	Local Time
1	9.779	27.534	1'06.957	58.085	109.6	12:59'50.534	
2	9.216	22.388	1'01.879	51.231	2'25.277	134.7	13:02'15.811
3	9.249	21.632	1'01.061	51.872	2'23.407	170.6	13:04'39.218
4	9.276	21.632	1'00.097	53.351	2'24.329	170.9	13:07'03.547
5	18.863	21.996	1'00.840	2'51.760	4'23.872 P	162.7	13:11'27.419
6	9.316	22.761	1'01.906	51.202	2'34.732 P	130.7	13:14'02.151
7	9.169	21.494	59.231	51.147	2'21.188	166.2	13:16'23.339
8	9.937	22.376	59.440	52.753	2'23.738	156.6	13:18'47.077
9	9.475	23.205	1'00.616	51.195	2'24.953	148.2	13:21'12.030
9	9.475	22.208	58.421	51.090	2'21.194	158.2	13:23'33.224

4 EGGIMANN BEAT							
Giro	Tratto 1	Tratto 2	Tratto 3	Tratto 4	T. Giro	km/h	Local Time
1	9.179	22.833	1'01.382	50.525	120.6	12:59'44.145	
2	7.817	20.791	55.023	44.825	2'09.818	165.7	13:01'53.963
3	7.642	17.992	51.231	43.084	2'00.124	180.0	13:03'54.087
4	7.535	17.650	49.681	41.724	1'56.697	193.5	13:05'50.784
5	7.866	17.406	49.176	42.896	1'57.013	203.7	13:07'47.797
6	7.909	17.439	49.769	42.041	1'57.115	195.6	13:09'44.912
7	7.511	18.322	49.023	42.645	1'57.899	184.0	13:11'42.811
8	7.596	17.581	48.999	41.840	1'55.931	203.3	13:13'38.742
9	7.675	16.975	51.076	50.507	2'06.154	205.3	13:15'44.896
9	7.675	17.414	49.853	48.258	2'03.200	203.7	13:17'48.096

5 TURZIO COSIMO							
Giro	Tratto 1	Tratto 2	Tratto 3	Tratto 4	T. Giro	km/h	Local Time
1	7.758	21.923	52.887	46.121	119.8	12:59'44.289	
2	7.095	16.670	47.560	40.501	1'52.489	207.2	13:01'36.778
3	7.124	15.672	46.095	39.505	1'48.367	239.9	13:03'25.145
4	7.160	15.595	46.670	39.485	1'48.874	248.7	13:05'14.019
5	8.256	15.406	45.455	39.752	1'47.773	249.8	13:07'01.792
6	20.816	20.899	1'01.940	6'52.750	8'23.845 P	173.4	13:15'25.637
7	7.431	20.374	51.643	41.631	2'14.464 P	129.1	13:17'40.101
8	7.323	19.699	52.999	42.413	2'02.542	193.2	13:19'42.643
9	7.182	17.693	48.428	41.543	1'54.987	219.0	13:21'37.630
9	7.182	15.623	46.305	40.934	1'50.044	248.1	13:23'27.674

6 GELMINI TOMMASO							
Giro	Tratto 1	Tratto 2	Tratto 3	Tratto 4	T. Giro	km/h	Local Time
1	7.633	22.139	55.465	46.938	128.6	12:59'17.711	
2	7.507	17.284	48.398	42.267	1'55.582	218.5	13:01'13.293
3	7.435	16.454	47.313	41.249	1'52.523	224.9	13:03'05.816
4	7.468	16.128	47.716	41.129	1'52.408	242.0	13:04'58.224
5	17.831	17.508	48.470	4'25.483	5'38.929 P	229.7	13:10'37.153
6	7.451	17.304	48.078	41.679	2'04.892 P	166.2	13:12'42.045
7	7.432	16.362	47.596	41.261	1'52.670	238.3	13:14'34.715
8	7.385	16.159	47.263	42.267	1'53.121	238.3	13:16'27.836
9	7.566	17.776	47.717	41.465	1'54.343	235.7	13:18'22.179
10	7.821	19.899	48.283	41.679	1'57.427	203.7	13:20'19.606
10	7.821	19.121	49.810	41.966	1'58.718	191.1	13:22'18.324

8 STUTZ RETO							
Giro	Tratto 1	Tratto 2	Tratto 3	Tratto 4	T. Giro	km/h	Local Time
1	7.801	23.713	1'00.630	48.054	116.4	12:59'30.827	
2	7.560	19.315	53.350	44.983	2'05.449	200.3	13:01'36.276
3	7.564	18.012	50.908	43.987	2'00.467	220.3	13:03'36.743
4	7.622	17.628	50.371	43.247	1'58.810	228.7	13:05'35.553
5	7.542	17.502	50.718	43.250	1'59.092	224.9	13:07'34.645
6	7.580	17.370	50.001	42.704	1'57.617	237.2	13:09'32.262
7	19.065	18.658	55.076	3'45.846	5'07.160 P	211.3	13:14'39.422
8	7.495	18.825	50.833	42.707	2'11.430 P	169.0	13:16'50.852
9	7.734	16.990	50.151	42.516	1'57.152	241.5	13:18'48.004
10	7.434	18.171	48.960	43.627	1'58.492	196.3	13:20'46.496
10	7.434	17.227	48.700	41.879	1'55.240	231.6	13:22'41.736

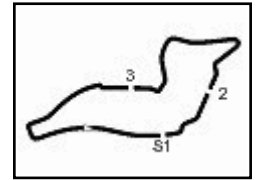
12 TURRIZIANI ROBERTO							
Giro	Tratto 1	Tratto 2	Tratto 3	Tratto 4	T. Giro	km/h	Local Time
1	7.731	22.832	58.424	51.324	132.7	12:59'20.999	
2	7.432	17.871	51.432	43.414	2'00.448	205.3	13:01'21.447
3	7.571	17.384	50.140	43.162	1'58.118	237.2	13:03'19.565
4	19.446	18.314	55.023	3'03.495	4'24.403 P	219.4	13:07'43.968
5	7.434	21.109	53.807	43.578	2'17.940 P	123.2	13:10'01.908
6	7.427	17.098	49.670	42.872	1'57.047	237.2	13:11'58.982
7	9.088	16.887	54.038	51.032	2'09.384	247.0	13:14'08.366
7	9.088	22.450	58.928	50.902	2'21.368	190.5	13:16'29.734

22 MANGINI ARMANDO							
Giro	Tratto 1	Tratto 2	Tratto 3	Tratto 4	T. Giro	km/h	Local Time
1	21.073	20.759	52.289	45.008	2'19.129 P	136.9	12:57'44.164
2	7.962	17.566	51.420	45.693	2'02.641	222.6	13:00'03.293
3	7.897	17.488	49.661	43.495	1'58.541	225.8	13:02'05.934
4	7.940	17.367	49.883	43.626	1'58.816	221.7	13:04'04.475
5	7.908	17.128	53.674	3'50.716	5'09.426 P	224.4	13:06'03.291
6	18.599	18.467	50.976	44.495	2'12.537 P	160.7	13:13'25.254
7	7.978	17.531	50.165	43.250	1'58.924	226.8	13:15'24.178
8	8.094	17.350	49.912	43.321	1'58.677	225.8	13:17'22.855

23 BONVICINI DANIELE							
Giro	Tratto 1	Tratto 2	Tratto 3	Tratto 4	T. Giro	km/h	Local Time
1	9.184	25.414	1'08.568	54.235	120.7	12:59'43.308	
2	9.174	22.067	1'02.348	52.476	2'26.075	164.4	13:02'09.383
3	9.037	21.882	1'02.028	51.999	2'25.083	168.2	13:04'34.466
4	9.554	21.438	1'02.139	52.139	2'24.753	182.4	13:06'59.219
5	9.213	22.380	1'02.063	52.898	2'26.895	166.4	13:09'26.114
6	9.340	20.937	1'01.686	52.039	2'23.875	165.2	13:11'49.989
7	9.183	21.572	1'00.558	52.031	2'23.501	170.6	13:14'13.490
8	9.127	21.278	1'01.246	51.671	2'23.378	180.0	13:16'36.868
9	9.501	22.335	1'01.866	51.633	2'24.961	166.2	13:19'01.829
10	9.676	22.466	1'00.554	51.139	2'23.660	148.8	13:21'25.489
10	9.676	21.568	1'00.487	50.467	2'22.198	169.8	13:23'47.687

25 FARNETI ROBERTO							
Giro	Tratto 1	Tratto 2	Tratto 3	Tratto 4	T. Giro	km/h	Local Time
1	7.866	22.775	56.210	47.706	122.2	12:59'17.673	
2	7.802	17.761	51.321	44.330	2'01.278	217.2	13:01'18.951
3	7.780	17.273	50.777	43.721	1'59.573	235.2	13:03'18.524
4	7.771	17.333	51.114	43.897	2'00.124	208.2	13:05'18.648
5	7.797	16.897	50.161	43.899	1'58.728	234.2	13:07'17.376
6	16.926	17.002	50.815	2'31.538	3'47.152 P	232.6	13:11'04.528
7	7.812	20.474	53.263	44.703	2'15.366 P	193.3	13:13'19.894
8	7.757	17.684	50.664	44.846	2'01.006	231.6	13:15'20.900
8	7.757	17.144	49.571	43.243	1'57.715	231.6	13:17'18.615

29 AMBROSO GIOVANNI							
Giro	Tratto 1	Tratto 2	Tratto 3	Tratto 4	T. Giro	km/h	Local Time
1	9.035	24.292	1'04.697				



Enzo e Dino Ferrari 4.909 m

Luigi Musso Historic Gran Prix Trofeo Ignazio Giunti - Analisi Tempi Prove di Qualificazione

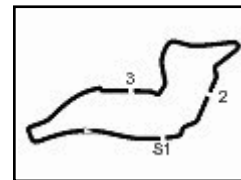
2 / 2

77 MARIA TULLIO MATTEO							
Giro	Tratto 1	Tratto 2	Tratto 3	Tratto 4	T. Giro	km/h	Local Time
1	12.555	20.304	58.592	59.937	2'03.764	115.3	12:59'55.294
2	6.221	18.068	52.881	40.260	1'49.453	132.9	13:01'59.058
3	6.244	15.681	47.180	40.371	1'48.123	230.7	13:03'48.511
4	7.548	16.149	45.802	39.928	1'48.123	231.6	13:05'36.634
5	7.548	18.591	51.694	2'37.646	3'55.479 P	180.6	13:09'32.113
6	27.455	24.354	57.746	42.506	2'32.061 P	102.1	13:12'04.174
7	6.332	15.732	45.270	38.444	1'45.778	227.7	13:13'49.952
8	6.162	15.779	43.879	38.217	1'44.037	235.7	13:15'33.989
9	6.437	18.959	55.848	1'25.872	2'47.116 P	208.0	13:18'21.105
9	21.826	17.471	56.427	49.072	2'24.796 P	201.8	13:20'45.901

125 RIVET VINCENT							
Giro	Tratto 1	Tratto 2	Tratto 3	Tratto 4	T. Giro	km/h	Local Time
1	22.836	59.241	48.528	48.528	114.2	12:59'48.313	
2	7.492	19.833	52.665	43.650	2'03.640	199.6	13:01'51.953
3	7.009	16.936	49.555	42.558	1'56.058	251.6	13:03'48.011
4	7.162	17.331	48.220	41.611	1'54.324	235.7	13:05'42.335
5	6.873	16.409	48.393	41.974	1'53.649	263.9	13:07'35.984
6	6.892	16.950	48.649	2'28.795	3'41.286 P	249.3	13:11'17.270
7	15.782	18.398	49.020	41.960	2'05.160 P	158.2	13:13'22.430
8	6.925	16.943	48.693	41.704	1'54.265	252.2	13:15'16.695
9	6.866	16.542	47.042	41.056	1'51.506	255.7	13:17'08.201
9	6.861	16.430	47.943	41.168	1'52.402	264.5	13:19'00.603

P = Box In/Out - C = Tempo Invalidato





Enzo e Dino Ferrari 4.909 m

Luigi Musso Historic Gran Prix Trofeo Ignazio Giunti - Classifica Prove di Qualificazione

Miglior Giro: = 1'43.540 - 4,909 km - Media 170,682 km/h

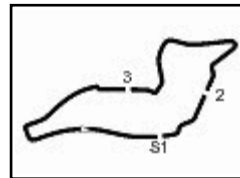
Num.	Conduttore	Concorrente	Scuderia	Auto	Classe	Tempo	Dist.	Rel.	Giri
1	67 LIGUORI Michele	Liguori Michele	Dream Team	Lola T292DFV	HBO2	1'43.540			4
2	77 MARIA Tullio Matteo	Maria Tullio Matteo	WLADOIL	March 707	GCAM	1'44.037	0.497	0.497	9
3	29 AMBROSO Giovanni	Ambroso Giovanni	Team Italia	BMW Osella PA9/90	JBO2	1'46.514	2.974	2.477	6
4	5 TURZIO Cosimo	Turzio Cosimo		Osella PA/4	HB2	1'47.773	4.233	1.259	9
5	69 KALB Silvio	Kalb Silvio		March 76S	HB2	1'47.782	4.242	0.009	6
6	125 RIVET Vincent	Rivet Vincent		Chevron B19	HB2	1'51.506	7.966	3.724	9
7	6 GELMINI Tommaso	Matthias Ficht	GPS Classic	Sauber C5	HB2	1'52.408	8.868	0.902	10
8	8 STUTZ Reto	Cheetah Racing	Cheetah Racing	Cheetah G 501	HB2	1'55.240	11.700	2.832	10
9	2 LIENAU Alexander	Lienau Alexander	Lienau	Chevron B19	HB2	1'55.915	12.375	0.675	7
10	4 EGGIMANN Beat	Cheetah Racing	Cheetah Racing	Cheetah G 601	HB2	1'55.931	12.391	0.016	9
11	12 TURRIZIANI Roberto	Turriziani Roberto	Club Italia	BMW Osella PA9	JB2	1'57.074	13.534	1.143	7
12	25 FARNETI Roberto	AB Motorsport	AB MOTORSPORT	Chevron B16	GB2	1'57.715	14.175	0.641	8
13	22 MANGINI Armando	Mangimi Armando	Team Italia	A.R. Bogani	JBSN	1'58.541	15.001	0.826	8
14	3 ZWEIFLER Wolf	Zweifler Wolf	GPS Classic	Lola T70 Spider	FBO2	2'21.188	37.648	22.647	9
15	23 BONVICINI Daniele	Bonvicini Daniele	Classic Team Ferretti	A.R. Lucchini	JBSN	2'22.198	38.658	1.010	10

Direttore di Gara : Campana Giorgio

20/10/2012 Inizio Fine
12:56 13:24

Esposta alle:





Enzo e Dino Ferrari 4.909 m

Luigi Musso Historic Gran Prix Trofeo Ignazio Giunti - Velocità Gara 2

Classifica

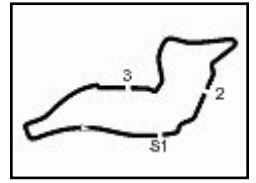
1	67	LIGUORI Michele	Lola T292DFV	Giri 14
2	69	KALB Silvio	March 76S	21.797
3	5	TURIZIO Cosimo	Osella PA/4	1'43.071
4	8	STUTZ Reto	Cheetah G 501	1 Giro
5	2	LIENAU Alexander	Chevron B19	1 Giro
6	3	ZWEIFLER Wolf	Lola T70 Spider	3 Giri
7	23	BONVICINI Daniele	A.R. Lucchini	3 Giri
RIT	22	MANGINI Armando	A.R. Boqani	6 Giri
NP	12	DI FULVIO Stefano	BMW Osella PA9	
NP	6	GELMINI Tommaso	Sauber C5	
NP	29	AMBROSO Giovanni	BMW Osella PA9/90	
NP	77	MARIA Tullio Matteo	March 707	
NP	125	RIVET Vincent	Chevron B19	
NP	4	EGGMANN Beat	Cheetah G 601	

Velocità

1	67	LIGUORI Michele	Lola T292DFV	273.9
2	69	KALB Silvio	March 76S	256.4
3	5	TURIZIO Cosimo	Osella PA/4	247.0
4	8	STUTZ Reto	Cheetah G 501	239.3
5	2	LIENAU Alexander	Chevron B19	237.2
6	22	MANGINI Armando	A.R. Boqani	227.7
7	23	BONVICINI Daniele	A.R. Lucchini	192.8
8	3	ZWEIFLER Wolf	Lola T70 Spider	176.8

Tratto 1			Tratto 2			Tratto 3			Tratto 4		
1	67	LIGUORI M.	6.541	1	67	LIGUORI M.	15.411	1	67	LIGUORI M.	38.763
2	69	KALB S.	6.982	2	69	KALB S.	15.467	2	69	KALB S.	39.598
3	2	LIENAU A.	7.174	3	5	TURIZIO C.	15.734	3	5	TURIZIO C.	40.464
4	5	TURIZIO C.	7.207	4	8	STUTZ R.	16.661	4	8	STUTZ R.	41.835
5	8	STUTZ R.	7.486	5	2	LIENAU A.	16.979	5	2	LIENAU A.	41.967
6	22	MANGINI A.	7.894	6	22	MANGINI A.	17.418	6	22	MANGINI A.	44.234
7	23	BONVICINI D.	8.724	7	3	ZWEIFLER W.	20.959	7	23	BONVICINI D.	49.898
8	3	ZWEIFLER W.	8.885	8	23	BONVICINI D.	21.137	8	3	ZWEIFLER W.	49.997





Luigi Musso Historic Gran Prix

Trofeo Ignazio Giunti - Classifica di Classe Gara 1

F-BC/oltre 2000

Giri 10 = 49,090 km - Media 114,749 km/h - Tempo di gara 25'40.087

Num.	Conditore	Concorrente	Scuderia	Auto	Giri	Tempo	Dist.	Rel.	Giro Veloce
1	3 ZWEIFLER	Wolf	Zweifler Wolf	GPS Classic	Lola T70 Spider	10	25'40.087		2 2'25.761

Partenti:: 1 Non Partiti:: 0 Ritirati:: 0 Non Classificati:: 0 Classificati:: 1 Esclusi:: 0
 Giro Veloce N. 2 Num. 3 Wolf Zweifler Tempo 2'25.761 Media. 121,242 Km/h

GR-CAN AM

Giri 4 = 19,636 km - Media 45,900 km/h - Tempo di gara 7'12.162

Num.	Conditore	Concorrente	Scuderia	Auto	Giri	Tempo	Dist.	Rel.	Giro Veloce
----- Non Classificati: -----									
RIT	77 MARIA	Tullio Matteo	Maria Tullio Matteo	WLADOIL	March 707	4	7'12.162		3 1'46.401

Partenti:: 1 Non Partiti:: 0 Ritirati:: 1 Non Classificati:: 0 Classificati:: 0 Esclusi:: 0
 Giro Veloce N. 3 Num. 77 Tullio Matteo Maria Tempo 1'46.401 Media. 166,092 Km/h

HR-BC/2000

Giri 14 = 68,726 km - Media 162,158 km/h - Tempo di gara 25'25.756

Num.	Conditore	Concorrente	Scuderia	Auto	Giri	Tempo	Dist.	Rel.	Giro Veloce
1	69 KALB	Silvio	Kalb Silvio	March 76S	14	25'25.756			9 1'46.808
2	8 STUTZ	Reto	Cheetah Racing	Cheetah G 501	13	25'47.368	1 Giro	1 Giro	9 1'57.085
3	2 LIENAU	Alexander	Lienau Alexander	Chevron B19	13	27'21.347	1 Giro	1'33.979	2 2'00.239
4	5 TURIZIO	Cosimo	Turizio Cosimo	Osella PA/4	12	21'46.468	2 Giri	1 Giro	10 1'46.999
5	125 RIVET	Vincent	Rivet Vincent	Chevron B19	12	23'11.291	2 Giri	1'24.823	4 1'52.914
----- Non Classificati: -----									
RIT	6 GELMINI	Tommaso	Matthias Ficht	GPS Classic	Sauber C5	3	5'57.964	11 Giri	3 1'57.909
NP	4 EGGIMANN	Beat	Cheetah Racing	Cheetah Racing	Cheetah G 601				

Partenti:: 7 Non Partiti:: 1 Ritirati:: 1 Non Classificati:: 0 Classificati:: 5 Esclusi:: 0
 Giro Veloce N. 9 Num. 69 Silvio Kalb Tempo 1'46.808 Media. 165,460 Km/h

HR-BC/oltre 2000

Giri 10 = 49,090 km - Media 163,979 km/h - Tempo di gara 17'57.725

Num.	Conditore	Concorrente	Scuderia	Auto	Giri	Tempo	Dist.	Rel.	Giro Veloce
1	67 LIGUORI	Michele	Liguori Michele	Dream Team	Lola T292DFV	10	17'57.725		2 1'45.606

Partenti:: 1 Non Partiti:: 0 Ritirati:: 0 Non Classificati:: 0 Classificati:: 1 Esclusi:: 0
 Giro Veloce N. 2 Num. 67 Michele Liguori Tempo 1'45.606 Media. 167,343 Km/h

JR-BC/2000

Giri 1 = 4,909 km - Media 16,398 km/h - Tempo di gara 2'03.493

Num.	Conditore	Concorrente	Scuderia	Auto	Giri	Tempo	Dist.	Rel.	Giro Veloce
----- Non Classificati: -----									
RIT	12 TURRIZIANI	Roberto	Turriziani Roberto	Club Italia	BMW Osella PA9	1	2'03.493		

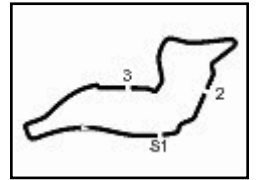
Partenti:: 1 Non Partiti:: 0 Ritirati:: 1 Non Classificati:: 0 Classificati:: 0 Esclusi:: 0
 Giro Veloce N. 0 Num. 12 Roberto Turriziani 2 Tempo Media. 0,050 Km/h

Direttore di Gara : Campana Giorgio

21/10/2012 Inizio 09:14 Fine 09:42

Esposta alle:





Enzo e Dino Ferrari 4.909 m

2 / 2

Luigi Musso Historic Gran Prix Trofeo Ignazio Giunti - Classifica di Classe Gara 1

JR-BC/oltre 2000

Giri 13 = 63,817 km - Media 148,187 km/h - Tempo di gara 25'50.348

Num.	Conduuttore	Concorrente	Scuderia	Auto	Giri	Tempo	Dist.	Rel.	Giro Veloce
1	29 AMBROSO Giovanni	Ambroso Giovanni	Team Italia	BMW Osella PA9/90	13	25'50.348			13 1'56.252

Partenti:: 1 Non Partiti:: 0 Ritirati:: 0 Non Classificati:: 0 Classificati:: 1 Esclusi:: 0
Giro Veloce N. 13 Num. 29 Giovanni Ambroso Tempo 1'56.252 Media. 152,018 Km/h

JR-BC/Sport N. 2500

Giri 13 = 63,817 km - Media 145,409 km/h - Tempo di gara 26'19.964

Num.	Conduuttore	Concorrente	Scuderia	Auto	Giri	Tempo	Dist.	Rel.	Giro Veloce
1	22 MANGINI Armando	Mangimi Armando	Team Italia	A.R. Bogani	13	26'19.964			11 1'59.642
2	23 BONVICINI Daniele	Bonvicini Daniele	Classic Team Ferretti	A.R. Lucchini	11	27'02.424	2 Giri	2 Giri	8 2'23.256

Partenti:: 2 Non Partiti:: 0 Ritirati:: 0 Non Classificati:: 0 Classificati:: 2 Esclusi:: 0
Giro Veloce N. 11 Num. 22 Armando Mangini Tempo 1'59.642 Media. 147,711 Km/h

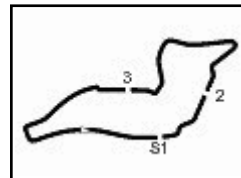
Umidità	90%	ARIA	13°C
Condizioni	Dry	Temp.	15°C

Direttore di Gara : Campana Giorgio

21/10/2012 Inizio 09:14 Fine 09:42

Esposta alle:





Enzo e Dino Ferrari 4.909 m

Luigi Musso Historic Gran Prix

Trofeo Ignazio Giunti - Classifica Gara 1

Giri 14 = 68,726 km - Media 162,158 km/h - Tempo di gara 25'25.756

Num.	Conducente	Concorrente	Scuderia	Auto	Classe	Giri	Tempo	Dist.	Rel.	Giro Veloce
1	69 KALB Silvio	Kalb Silvio		March 76S	HB2	14	25'25.756			9 1'46.808
2	8 STUTZ Reto	Cheetah Racing	Cheetah Racing	Cheetah G 501	HB2	13	25'47.368	1 Giro	1 Giro	9 1'57.085
3	29 AMBROSO Giovanni	Ambroso Giovanni	Team Italia	BMW Osella PA9/90	JBO2	13	25'50.348	1 Giro	2.980	13 1'56.252
4	22 MANGINI Armando	Mangimi Armando	Team Italia	A.R. Bogani	JBSN	13	26'19.964	1 Giro	29.616	11 1'59.642
5	2 LIENAU Alexander	Lienau Alexander	Lienau	Chevron B19	HB2	13	27'21.347	1 Giro	1'01.383	2 2'00.239
6	5 TURIZIO Cosimo	Turizio Cosimo		Osella PA/4	HB2	12	21'46.468	2 Giri	1 Giro	10 1'46.999
7	125 RIVET Vincent	Rivet Vincent		Chevron B19	HB2	12	23'11.291	2 Giri	1'24.823	4 1'52.914
8	23 BONVICINI Daniele	Bonvicini Daniele	Classic Team Ferretti	A.R. Lucchini	JBSN	11	27'02.424	3 Giri	1 Giro	8 2'23.256
9	67 LIGUORI Michele	Liguori Michele	Dream Team	Lola T292DFV	HBO2	10	17'57.725	4 Giri	1 Giro	2 1'45.606
10	3 ZWEIFLER Wolf	Zweifler Wolf	GPS Classic	Lola T70 Spider	FBO2	10	25'40.087	4 Giri	7'42.362	2 2'25.761
----- Non Classificati: -----										
RIT	77 MARIA Tullio Matteo	Maria Tullio Matteo	WLADOIL	March 707	GCAM	4	7'12.162	10 Giri		3 1'46.401
RIT	6 GELMINI Tommaso	Matthias Ficht	GPS Classic	Sauber C5	HB2	3	5'57.964	11 Giri		3 1'57.909
RIT	12 TURRIZIANI Roberto	Turriziani Roberto	Club Italia	BMW Osella PA9	JB2	1	2'03.493	13 Giri		
NP	4 EGGIMANN Beat	Cheetah Racing	Cheetah Racing	Cheetah G 601	HB2					

Partenti:: 14 Non Partiti:: 1 Ritirati:: 3 Non Classificati:: 0 Classificati:: 10 Esclusi:: 0

Giro Veloce N. 2 Num. 67 Michele Liguori Tempo 1'45.606 Media. 167,343 Km/h

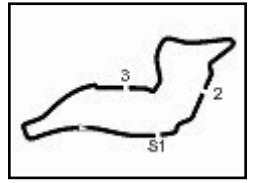
Umidità	90%	ARIA	13°C
Condizioni	Dry	Temp.	15°C

Direttore di Gara : Campana Giorgio

21/10/2012 Inizio 09:14 Fine 09:42

Esposta alle:





Enzo e Dino Ferrari 4.909 m

Luigi Musso Historic Gran Prix

Trofeo Ignazio Giunti - Analisi Tempi Gara 1

2 LIENAU ALEXANDER							
Giro	Tratto 1	Tratto 2	Tratto 3	Tratto 4	T. Giro	km/h	Race Time
1	8.759	18.815	50.761	43.096	2'01.431	184.6	2'01.431
2	7.323	17.897	50.888	44.131	2'00.239	210.1	4'01.670
3	7.395	17.783	49.457	53.629	2'08.264	212.1	6'09.934
4	7.507	34.632	55.119	50.523	2'27.781	224.0	8'37.715
5	8.393	20.353	51.988	47.962	2'08.696	171.2	10'46.411
6	7.626	17.858	51.970	48.733	2'06.187	215.1	12'52.598
7	7.676	18.367	50.280	45.779	2'02.102	201.8	14'54.700
8	7.501	17.650	50.188	45.154	2'00.493	217.2	16'55.193
9	7.575	17.793	50.552	44.820	2'00.740	206.8	18'55.933
10	7.555	17.760	57.332	49.270	2'11.917	215.1	21'07.850
11	7.664	17.857	52.122	46.449	2'04.092	225.8	23'11.942
12	7.656	17.435	54.015	45.243	2'04.349	214.6	25'16.291
13	7.761	17.964	52.208	47.123	2'05.056	209.2	27'21.347

3 ZWEIFLER WOLF							
Giro	Tratto 1	Tratto 2	Tratto 3	Tratto 4	T. Giro	km/h	Race Time
1	15.201	22.516	1'01.501	52.438	2'31.656	150.3	2'31.656
2	9.751	22.653	1'01.420	51.937	2'25.761	153.7	4'57.417
3	9.435	22.325	1'01.699	54.635	2'28.094	156.8	7'25.511
4	10.195	22.856	1'01.884	57.490	2'32.425	139.2	9'57.936
5	10.252	24.869	1'06.068	1'00.937	2'42.126	146.6	12'40.062
6	10.321	25.938	1'02.564	56.720	2'35.543	134.7	15'15.605
7	10.828	23.789	1'02.278	55.845	2'32.740	132.6	17'48.345
8	9.625	23.588	1'03.979	56.912	2'34.104	153.2	20'22.449
9	10.122	23.252	1'07.892	57.209	2'38.475	142.3	23'00.924
10	10.508	24.863	1'05.401	58.391	2'39.163	135.7	25'40.087

5 TURIZIO COSIMO							
Giro	Tratto 1	Tratto 2	Tratto 3	Tratto 4	T. Giro	km/h	Race Time
1			45.350	40.536	1'48.605		1'48.605
2	7.260	15.867	46.825	40.325	1'50.277	244.8	3'38.882
3	7.220	15.937	45.653	40.365	1'49.175	245.9	5'28.057
4	7.142	15.722	45.221	40.598	1'48.683	248.7	7'16.740
5	7.231	15.765	45.704	42.146	1'50.846	244.2	9'07.586
6	7.253	15.910	47.428	41.289	1'51.880	244.2	10'59.466
7	7.202	15.390	45.535	40.380	1'48.507	245.9	12'47.973
8	7.171	15.996	45.318	39.481	1'47.966	246.4	14'35.939
9	7.158	15.359	45.071	39.515	1'47.103	248.7	16'23.042
10	7.168	15.231	44.988	39.612	1'46.999	248.1	18'10.041
11	7.110	15.342	45.599	39.806	1'47.857	250.4	19'57.898
12	7.613	15.470	46.167	39.320	1'48.570	240.9	21'46.468

6 GELMINI TOMMASO							
Giro	Tratto 1	Tratto 2	Tratto 3	Tratto 4	T. Giro	km/h	Race Time
1	7.553	18.594	50.590	43.759	2'00.496		2'00.496
2	7.508	18.379	50.566	43.106	1'59.559	213.4	4'00.055
3	7.428	16.860	51.001	42.620	1'57.909	227.7	5'57.964

8 STUTZ RETO							
Giro	Tratto 1	Tratto 2	Tratto 3	Tratto 4	T. Giro	km/h	Race Time
1	8.204	18.365	51.107	44.826	2'02.502	197.4	2'02.502
2	7.378	17.598	50.401	44.150	1'59.527	233.1	4'02.029
3	7.420	18.031	49.430	44.946	1'59.827	214.2	6'01.856
4	7.482	17.606	49.473	44.119	1'58.680	235.2	8'00.536
5	7.620	17.685	49.236	45.983	2'00.524	225.8	10'01.060
6	8.181	19.029	49.333	44.032	2'00.575	179.4	12'01.635
7	7.671	17.133	48.761	43.937	1'57.502	219.0	13'59.137
8	7.580	17.041	49.694	44.347	1'58.662	227.7	15'57.799
9	7.667	17.071	49.112	43.235	1'57.085	224.9	17'54.884
10	7.558	17.982	49.448	43.562	1'58.550	233.1	19'53.434
11	7.590	16.769	51.401	43.670	1'59.430	232.6	21'52.864
12	7.620	17.212	49.376	43.181	1'57.389	225.8	23'50.253
13	7.624	17.003	49.374	43.114	1'57.115	227.7	25'47.368

12 TURRIZIANI ROBERTO							
Giro	Tratto 1	Tratto 2	Tratto 3	Tratto 4	T. Giro	km/h	Race Time
1	10.710	18.344	51.230	43.209	2'03.493	200.7	2'03.493

22 MANGINI ARMANDO							
Giro	Tratto 1	Tratto 2	Tratto 3	Tratto 4	T. Giro	km/h	Race Time
1	10.902	18.536	51.886	44.386	2'05.710	207.2	2'05.710
2	7.828	17.221	50.620	44.405	2'00.074	221.7	4'05.784
3	7.801	17.729	50.541	44.866	2'00.937	222.6	6'06.721
4	7.801	17.631	50.809	44.780	2'01.021	231.2	8'07.742
5	7.820	17.692	51.328	44.816	2'01.656	230.2	10'09.398
6	7.835	17.976	52.732	44.514	2'03.057	222.6	12'12.455

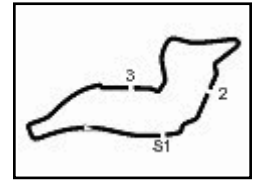
7	7.846	17.583	50.259	44.786	2'00.474	230.2	14'12.929
8	7.855	17.598	50.518	45.309	2'01.280	229.7	16'14.209
9	7.844	17.643	50.286	45.009	2'00.782	230.2	18'14.991
10	7.843	17.522	50.594	44.050	2'00.009	228.7	20'15.000
11	7.861	17.560	49.784	44.437	1'59.642	229.2	22'14.642
12	7.894	18.258	50.586	45.376	2'02.114	220.8	24'16.756
13	7.922	17.588	50.282	47.416	2'03.208	227.7	26'19.964

23 BONVICINI DANIELE							
Giro	Tratto 1	Tratto 2	Tratto 3	Tratto 4	T. Giro	km/h	Race Time
1	13.690	21.948	1'02.400	51.953	2'29.991	174.5	2'29.991
2	9.596	21.883	1'00.820	52.100	2'24.399	154.3	4'54.390
3	9.489	22.090	1'02.692	53.844	2'28.115	153.4	7'22.505
4	9.365	22.270	1'00.403	1'06.625	2'38.663	164.2	10'01.168
5	9.992	22.639	1'02.486	54.299	2'29.416	157.7	12'30.584
6	9.312	22.073	1'01.456	52.286	2'25.127	154.1	14'55.711
7	9.208	21.502	1'00.611	51.974	2'23.295	173.4	17'19.006
8	9.377	22.410	59.872	51.597	2'23.256	162.9	19'42.262
9	9.378	22.064	1'05.883	53.622	2'30.947	159.3	22'13.209
10	9.908	22.349	1'01.230	52.006	2'25.493	152.2	24'38.702
11	9.479	21.923	1'00.323	51.997	2'23.722	159.3	27'02.424

29 AMBROSO GIOVANNI							
Giro	Tratto 1	Tratto 2	Tratto 3	Tratto 4	T. Giro	km/h	Race Time
1			50.455	43.840	1'59.801		1'59.801
2	7.747	18.579	50.481	42.603	1'59.410	191.1	3'59.211
3	7.127	17.675	50.728	42.555	1'58.085	217.7	5'57.296
4	7.163	17.978	49.737	43.521	1'58.399	214.6	7'55.695
5	7.856	18.086	50.348	49.573	2'05.863	203.7	10'01.558
6	8.577	20.569	49.523	44.681	2'03.350	169.6	12'04.908
7	7.404	18.498	49.230	43.736	1'58.868	202.2	14'03.776
8	7.120	18.382	49.702	42.833	1'58.337	220.8	16'01.813
9	7.218	18.281	49.113	43.194	1'57.806	215.9	17'59.619
10	7.057	18.537	49.909	42.725	1'58.228	220.3	19'57.847
11	7.986	18.408	50.092	43.240	1'59.726	184.0	21'57.573
12	7.226	17.829	48.642	42.826	1'56.523	203.0	23'54.096
13	7.217	17.688	48.688	42.659	1'56.252	214.2	25'50.348

67 LIGUORI MICHELE							
Giro	Tratto 1	Tratto 2	Tratto 3	Tratto 4	T. Giro	km/h	Race Time
1			44.556	38.664	1'45.383		1'45.383
2	6.570	15.499	45.058	38.479	1'45.606	272.5	3'30.989
3	6.546	15.332	45.300	38.591	1'45.769	275.3	5'16.758
4	6.541	15.520	45.744	39.606	1'47.411	267.8	7'04.169
5	6.591	15.755	45.431	39.974	1'47.751	258.2	8'51.920
6	6.611	16.058	46.134	40.865	1'49.668	253.3	10'41.588
7	6.667	16.317	47.472	40.633	1'51.089	254.5	12'32.677
8	6.836	15.990	46.814	41.392	1'51.032	237.8	14'23.709
9	6.593	15.626	45.259	40.152	1'47.630	262.6	16'11.339
10	6.557	15.642	44.798	39.389	1'46.386	257.0	17'57.725

69 KALB SILVIO							
Giro	Tratto 1	Tratto 2	Tratto 3	Tratto 4	T. Giro	km/h	Race Time
1	7.051	17.633	46.711	41.017	1'52.412		1'52.412
2	7.052	15.856	45.490	39.852	1'48.250	253.9	3'40.662
3	6.986	15.635	45.100	39.747	1'47.468	256.4	5'28.130
4	7.259	15.947	45.202	41.362	1'49.770	240.4	7'17.900
5	7.015	15.612	45.490	41.815	1'49.932	257.0	9'07.832
6	7.168	15.900	45.746	40.651	1'49.465	235.7	10'57.297
7	7.031	15.735	45.328	40.814	1'48.908	252.8	12'46.205
8	7.075	16.368	45.615	39.619	1'48.677	233.1	14'34.882
9	7.033	15.626	44.633	39.516	1'46.808	254.5	16'21.690
10	7.061	15.616	45.542	39.453	1'47.672	243.6	18'09.362
11	7.002	15.665	45.117	40.688	1'48.472	256.4	19'57.834
12	7.118						



Enzo e Dino Ferrari 4.909 m

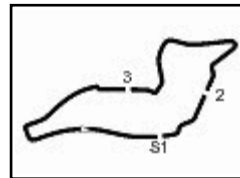
Luigi Musso Historic Gran Prix Trofeo Ignazio Giunti - Analisi Tempi Gara 1

2 / 2

3	6.947	16.649	48.661	42.059	1'54.316	252.2	5'48.902
4	6.963	16.402	48.112	41.437	1'52.914	251.0	7'41.816
5	6.919	16.626	48.811	44.823	1'57.179	251.0	9'38.995
6	7.019	16.808	49.589	43.369	1'56.785	234.2	11'35.780
7	7.640	19.221	49.593	42.704	1'59.158	175.9	13'34.938
8	7.065	16.860	48.274	42.330	1'54.529	234.2	15'29.467
9	6.996	16.567	48.969	42.047	1'54.579	242.6	17'24.046
10	7.032	18.504	48.475	42.348	1'56.359	229.2	19'20.405
11	7.102	16.511	49.200	43.145	1'55.958	244.2	21'16.363
12	7.111	16.783	48.314	42.720	1'54.928	237.2	23'11.291

P = Box In/Out - C = Tempo Invalidato





Enzo e Dino Ferrari 4.909 m

Luigi Musso Historic Gran Prix Trofeo Ignazio Giunti - Velocità Gara 1

Classifica

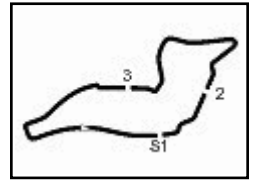
1	69	KALB Silvio	March 76S	Giri 14
2	8	STUTZ Reto	Cheetah G 501	1 Giro
3	29	AMBROSO Giovanni	BMW Osella PA9/90	1 Giro
4	22	MANGINI Armando	A.R. Boqani	1 Giro
5	2	LIENAU Alexander	Chevron B19	1 Giro
6	5	TURIZIO Cosimo	Osella PA/4	2 Giri
7	125	RIVET Vincent	Chevron B19	2 Giri
8	23	BONVICINI Daniele	A.R. Lucchini	3 Giri
9	67	LIGUORI Michele	Lola T292DFV	4 Giri
10	3	ZWEIFLER Wolf	Lola T70 Spider	4 Giri
RIT	77	MARIA Tullio Matteo	March 707	10 Giri
RIT	6	GELMINI Tommaso	Sauber C5	11 Giri
RIT	12	TURRIZIANI Roberto	BMW Osella PA9	13 Giri
NP	4	EGGMANN Beat	Cheetah G 601	

Velocità

1	67	LIGUORI Michele	Lola T292DFV	275.3
2	69	KALB Silvio	March 76S	257.0
3	125	RIVET Vincent	Chevron B19	252.2
4	5	TURIZIO Cosimo	Osella PA/4	250.4
5	77	MARIA Tullio Matteo	March 707	244.8
6	8	STUTZ Reto	Cheetah G 501	235.2
7	22	MANGINI Armando	A.R. Boqani	231.2
8	6	GELMINI Tommaso	Sauber C5	227.7
9	2	LIENAU Alexander	Chevron B19	225.8
10	29	AMBROSO Giovanni	BMW Osella PA9/90	220.8
11	12	TURRIZIANI Roberto	BMW Osella PA9	219.4
12	23	BONVICINI Daniele	A.R. Lucchini	174.5
13	3	ZWEIFLER Wolf	Lola T70 Spider	156.8

Tratto 1		Tratto 2		Tratto 3		Tratto 4									
1	77	MARIA T.	6.251	1	5	TURIZIO C.	15.190	1	67	LIGUORI M.	44.633	1	67	LIGUORI M.	38.479
2	67	LIGUORI M.	6.541	2	67	LIGUORI M.	15.332	2	77	MARIA T.	44.676	2	77	MARIA T.	39.030
3	125	RIVET V.	6.919	3	77	MARIA T.	15.443	3	67	LIGUORI M.	44.798	3	5	TURIZIO C.	39.320
4	69	KALB S.	6.986	4	69	KALB S.	15.452	4	5	TURIZIO C.	44.988	4	69	KALB S.	39.453
5	29	AMBROSO G.	7.057	5	125	RIVET V.	16.402	5	125	RIVET V.	48.112	5	125	RIVET V.	41.437
6	5	TURIZIO C.	7.110	6	8	STUTZ R.	16.769	6	29	AMBROSO G.	48.642	6	29	AMBROSO G.	42.555
7	2	LIENAU A.	7.323	7	6	GELMINI T.	16.860	7	8	STUTZ R.	48.761	7	6	GELMINI T.	42.620
8	8	STUTZ R.	7.378	8	22	MANGINI A.	17.221	8	2	LIENAU A.	49.457	8	8	STUTZ R.	43.114
9	6	GELMINI T.	7.428	9	2	LIENAU A.	17.435	9	6	GELMINI T.	49.630	9	22	MANGINI A.	44.050
10	12	TURRIZIANI R.	7.501	10	12	TURRIZIANI R.	17.647	10	22	MANGINI A.	49.784	10	2	LIENAU A.	44.131
11	22	MANGINI A.	7.801	11	29	AMBROSO G.	17.675	11	12	TURRIZIANI R.	50.707	11	23	BONVICINI D.	51.597
12	23	BONVICINI D.	9.208	12	23	BONVICINI D.	21.502	12	23	BONVICINI D.	59.872	12	3	ZWEIFLER W.	51.937
13	3	ZWEIFLER W.	9.435	13	3	ZWEIFLER W.	22.325	13	3	ZWEIFLER W.	1'01.420				





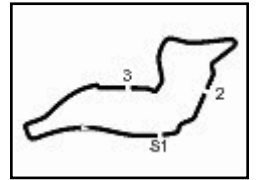
Enzo e Dino Ferrari 4.909 m

Luigi Musso Historic Grand Prix

Trofeo Ignazio Giunti - Contagiri Gara 2

		Giro														
		1	2	3	4	5	6	7	8	9	10	11	12	13	14	
Pos.	1	67	67	67	67	67	67	67	67	67	67	67	67	67	67	67
	2	69	69	69	69	69	69	69	69	69	69	69	69	69	69	69
	3	5	5	5	5	5	5	5	5	5	5	5	5	5	5	
	4	8	8	8	8	8	8	8	8	8	8	8	8	8	8	8
	5	2	2	2	2	2	2	2	2	2	2	2	2	2	2	
	6	22	22	22	22	22	22	22	22	22	3	3	3			
	7	3	3	3	3	3	3	3	3	23	23	23				
	8	23	23	23	23	23	23	23	23							





Enzo e Dino Ferrari 4.909 m

1 / 2

Luigi Musso Historic Gran Prix

Trofeo Ignazio Giunti - Classifica di Classe Gara 2

F-BC/oltre 2000

Giri 11 = 53,999 km - Media 125,420 km/h - Tempo di gara 25'49.962

Num.	Conduttore	Concorrente	Scuderia	Auto	Giri	Tempo	Dist.	Rel.	Giro Veloce
1	3 ZWEIFLER Wolf	Zweifler Wolf	GPS Classic	Lola T70 Spider	11	25'49.962			6 2'18.582

Partenti:: 1 Non Partiti:: 0 Ritirati:: 0 Non Classificati:: 0 Classificati:: 1 Esclusi:: 0
 Giro Veloce N. 6 Num. 3 Wolf Zweifler Tempo 2'18.582 Media. 127,523 Km/h

GR-CAN AM

Num.	Conduttore	Concorrente	Scuderia	Auto	Giri	Tempo	Dist.	Rel.	Giro Veloce
----- Non Classificati: -----									
NP	77 MARIA Tullio Matteo	Maria Tullio Matteo	WLADOIL	March 707					

Partenti:: 1 Non Partiti:: 1 Ritirati:: 0 Non Classificati:: 0 Classificati:: 0 Esclusi:: 0
 Giro Veloce N. 0 Num. 77 Tullio Matteo Maria Tempo Media. 0,050 Km/h

HR-BC/2000

Giri 14 = 68,726 km - Media 162,518 km/h - Tempo di gara 25'22.378

Num.	Conduttore	Concorrente	Scuderia	Auto	Giri	Tempo	Dist.	Rel.	Giro Veloce
1	69 KALB Silvio	Kalb Silvio		March 76S	14	25'22.378			7 1'47.616
2	5 TURIZIO Cosimo	Turizio Cosimo		Osella PA/4	14	26'43.652	1'21.274	1'21.274	3 1'50.413
3	8 STUTZ Reto	Cheetah Racing	Cheetah Racing	Cheetah G 501	13	25'10.320	1 Giro	1 Giro	5 1'54.780
4	2 LIENAU Alexander	Lienau Alexander	Lienau	Chevron B19	13	25'47.936	1 Giro	37.616	4 1'55.247

----- Non Classificati: -----
 NP 4 EGGIMANN Beat Cheetah Racing Cheetah Racing Cheetah G 601
 NP 125 RIVET Vincent Rivet Vincent Chevron B19
 NP 6 GELMINI Tommaso Matthias Ficht GPS Classic Sauber C5
 Partenti:: 7 Non Partiti:: 3 Ritirati:: 0 Non Classificati:: 0 Classificati:: 4 Esclusi:: 0
 Giro Veloce N. 7 Num. 69 Silvio Kalb Tempo 1'47.616 Media. 164,217 Km/h

HR-BC/oltre 2000

Giri 14 = 68,726 km - Media 164,879 km/h - Tempo di gara 25'00.581

Num.	Conduttore	Concorrente	Scuderia	Auto	Giri	Tempo	Dist.	Rel.	Giro Veloce
1	67 LIGUORI Michele	Liguori Michele	Dream Team	Lola T292DFV	14	25'00.581			3 1'46.032

Partenti:: 1 Non Partiti:: 0 Ritirati:: 0 Non Classificati:: 0 Classificati:: 1 Esclusi:: 0
 Giro Veloce N. 3 Num. 67 Michele Liguori Tempo 1'46.032 Media. 166,670 Km/h

JR-BC/2000

Num.	Conduttore	Concorrente	Scuderia	Auto	Giri	Tempo	Dist.	Rel.	Giro Veloce
----- Non Classificati: -----									
NP	12 DI FULVIO Stefano	Turizziani Roberto	Club Italia	BMW Osella PA9					

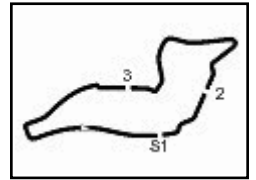
Partenti:: 1 Non Partiti:: 1 Ritirati:: 0 Non Classificati:: 0 Classificati:: 0 Esclusi:: 0
 Giro Veloce N. 0 Num. 12 Stefano Di Fulvio Tempo Media. 0,050 Km/h

Direttore di Gara : Campana Giorgio

21/10/2012 Inizio 16:40 Fine 17:07

Esposta alle:





Enzo e Dino Ferrari 4.909 m

2 / 2

Luigi Musso Historic Gran Prix Trofeo Ignazio Giunti - Classifica di Classe Gara 2

JR-BC/oltre 2000

Num.	Conditore	Concorrente	Scuderia	Auto	Giri	Tempo	Dist.	Rel.	Giro Veloce
----- Non Classificati: -----									
NP	29 AMBROSO Giovanni	Ambroso Giovanni	Team Italia	BMW Osella PA9/90					
Partenti:: 1 Non Partiti:: 1 Ritirati:: 0 Non Classificati:: 0 Classificati:: 0 Esclusi:: 0 Giro Veloce N. 0 Num. 29 Giovanni Ambroso 3 Tempo Media. 0,050 Km/h									

JR-BC/Sport N. 2500

Giri 11 = 53,999 km - Media 125,303 km/h - Tempo di gara 25'51.413

Num.	Conditore	Concorrente	Scuderia	Auto	Giri	Tempo	Dist.	Rel.	Giro Veloce
1	23 BONVICINI Daniele	Bonvicini Daniele	Classic Team Ferretti	A.R. Lucchini	11	25'51.413			11 2'18.086
----- Non Classificati: -----									
RIT	22 MANGINI Armando	Mangimi Armando	Team Italia	A.R. Bogani	8	16'43.636	3 Giri		2 2'01.019
Partenti:: 2 Non Partiti:: 0 Ritirati:: 1 Non Classificati:: 0 Classificati:: 1 Esclusi:: 0 Giro Veloce N. 2 Num. 22 Armando Mangini 2 Tempo 2'01.019 Media. 146,030 Km/h									

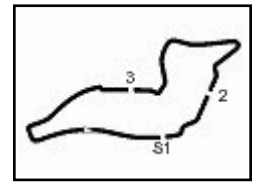
Umidità	65%	ARIA	20°C
Condizioni	Dry	Temp.	28°C

Direttore di Gara : Campana Giorgio

21/10/2012 Inizio 16:40 Fine 17:07

Esposta alle:





Enzo e Dino Ferrari 4.909 m

Luigi Musso Historic Gran Prix Trofeo Ignazio Giunti - Classifica Gara 2

Giri 14 = 68,726 km - Media 164,879 km/h - Tempo di gara 25'00.581

Num.	Conducente	Concorrente	Scuderia	Auto	Classe	Giri	Tempo	Dist.	Rel.	Giro Veloce
1	67 LIGUORI Michele	Liguori Michele	Dream Team	Lola T292DFV	HB02	14	25'00.581			3 1'46.032
2	69 KALB Silvio	Kalb Silvio		March 76S	HB2	14	25'22.378	21.797	21.797	7 1'47.616
3	5 TURIZIO Cosimo	Turizio Cosimo		Osella PA/4	HB2	14	26'43.652	1'43.071	1'21.274	3 1'50.413
4	8 STUTZ Reto	Cheetah Racing	Cheetah Racing	Cheetah G 501	HB2	13	25'10.320	1 Giro	1 Giro	5 1'54.780
5	2 LIENAU Alexander	Lienau Alexander	Lienau	Chevron B19	HB2	13	25'47.936	1 Giro	37.616	4 1'55.247
6	3 ZWEIFLER Wolf	Zweiffer Wolf	GPS Classic	Lola T70 Spider	FBO2	11	25'49.962	3 Giri	2 Giri	6 2'18.582
7	23 BONVICINI Daniele	Bonvicini Daniele	Classic Team Ferretti	A.R. Lucchini	JBSN	11	25'51.413	3 Giri	1.451	11 2'18.086
----- Non Classificati: -----										
RIT	22 MANGINI Armando	Mangimi Armando	Team Italia	A.R. Bogani	JBSN	8	16'43.636	6 Giri		2 2'01.019
NP	4 EGGIMANN Beat	Cheetah Racing	Cheetah Racing	Cheetah G 601	HB2					
NP	125 RIVET Vincent	Rivet Vincent		Chevron B19	HB2					
NP	77 MARIA Tullio Matteo	Maria Tullio Matteo	WLADOIL	March 707	GCAM					
NP	29 AMBROSO Giovanni	Ambroso Giovanni	Team Italia	BMW Osella PA9/90	JBO2					
NP	6 GELMINI Tommaso	Matthias Ficht	GPS Classic	Sauber C5	HB2					
NP	12 DI FULVIO Stefano	Turizziani Roberto	Club Italia	BMW Osella PA9	JB2					

Partenti:: 14 Non Partiti:: 6 Ritirati:: 1 Non Classificati:: 0 Classificati:: 7 Esclusi:: 0
Giro Veloce N. 3 Num. 67 Michele Liguori Tempo 1'46.032 Media. 166,670 Km/h

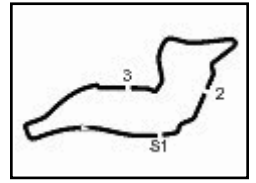
Umidità	65%	ARIA	20°C
Condizioni	Dry	Temp.	28°C

Direttore di Gara : Campana Giorgio

21/10/2012 Inizio 16:40 Fine 17:07

Esposta alle:





Enzo e Dino Ferrari 4.909 m

Luigi Musso Historic Gran Prix

Trofeo Ignazio Giunti - Analisi Tempi Gara 2

2 LIENAU ALEXANDER

Giro	Tratto 1	Tratto 2	Tratto 3	Tratto 4	T. Giro	km/h	Race Time
1	7.891	18.560	51.245	43.462	2'01.158	185.9	2'01.158
2	7.424	18.100	49.993	43.316	1'58.833	209.7	3'59.991
3	7.271	17.167	49.436	42.228	1'56.102	229.2	5'56.093
4	7.227	16.982	48.726	42.312	1'55.247	235.2	7'51.340
5	7.195	17.169	49.182	41.967	1'55.513	237.2	9'46.853
6	7.174	16.979	50.739	43.279	1'58.171	235.2	11'45.024
7	7.543	18.868	50.573	43.821	2'00.805	210.9	13'45.829
8	7.721	18.103	50.604	43.376	1'59.804	191.1	15'45.633
9	7.657	17.892	50.140	43.702	1'59.391	196.3	17'45.024
10	7.688	20.565	50.850	43.898	2'03.001	203.7	19'48.025
11	7.713	18.127	51.253	43.884	2'00.977	199.6	21'49.002
12	7.647	17.833	50.403	44.125	2'00.008	203.7	23'49.010
13	7.792	17.672	49.799	43.663	1'58.926	203.3	25'47.936

3 ZWEIFLER WOLF

Giro	Tratto 1	Tratto 2	Tratto 3	Tratto 4	T. Giro	km/h	Race Time
1	9.710	20.973	59.725	51.893	2'22.301	160.5	2'22.301
2	9.506	21.680	1'00.454	50.874	2'22.514	160.7	4'44.815
3	9.048	21.091	1'00.300	50.692	2'21.131	166.7	7'05.946
4	9.206	21.981	59.059	51.116	2'21.362	152.6	9'27.308
5	9.377	21.131	59.643	50.475	2'20.626	173.1	11'47.934
6	8.885	20.959	58.659	50.079	2'18.582	176.8	14'06.516
7	9.007	21.868	58.933	51.124	2'20.932	173.6	16'27.448
8	9.002	21.487	59.205	50.157	2'19.851	174.8	18'47.299
9	9.049	22.516	59.004	49.997	2'20.566	172.3	21'07.865
10	8.907	21.891	1'00.975	50.180	2'21.953	175.0	23'29.818
11	9.176	21.586	58.815	50.567	2'20.144	170.1	25'49.962

5 TURIZIO COSIMO

Giro	Tratto 1	Tratto 2	Tratto 3	Tratto 4	T. Giro	km/h	Race Time
1	6.769	17.763	48.001	40.467	1'53.000	215.1	1'53.000
2	7.218	15.753	46.980	40.464	1'50.415	247.0	3'43.415
3	7.207	15.851	46.794	40.561	1'50.413	247.0	5'33.828
4	7.247	15.734	46.962	47.351	1'57.294	245.3	7'31.122
5	7.612	17.353	49.276	42.685	1'56.926	221.2	9'28.048
6	7.542	17.614	49.155	43.347	1'57.658	216.4	11'25.706
7	7.702	17.075	49.453	42.870	1'57.100	224.0	13'22.806
8	7.695	17.061	48.472	41.764	1'54.992	212.1	15'17.798
9	7.550	16.156	47.704	41.275	1'52.685	230.7	17'10.483
10	7.561	18.959	48.714	41.262	1'56.496	227.3	19'06.979
11	7.613	16.703	49.271	41.924	1'55.511	230.2	21'02.490
12	7.627	16.839	47.566	41.559	1'53.591	230.7	22'56.081
13	7.577	17.105	48.064	41.625	1'54.371	222.6	24'50.452
14	7.505	16.322	47.684	41.689	1'53.200	231.6	26'43.652

8 STUTZ RETO

Giro	Tratto 1	Tratto 2	Tratto 3	Tratto 4	T. Giro	km/h	Race Time
1	7.553	18.378	50.485	42.664	1'59.080	201.5	1'59.080
2	7.492	17.529	50.777	42.791	1'58.589	234.2	3'57.669
3	7.497	17.256	49.502	42.243	1'56.498	232.6	5'54.167
4	7.494	16.864	48.932	42.033	1'55.323	234.7	7'49.490
5	7.486	16.709	48.545	42.040	1'54.780	235.2	9'44.270
6	7.523	16.689	49.174	42.251	1'55.637	228.2	11'39.907
7	7.514	16.712	48.631	42.220	1'55.077	234.7	13'34.984
8	7.596	16.969	48.594	42.612	1'55.771	231.2	15'30.755
9	7.585	16.661	48.377	42.353	1'54.976	238.3	17'25.731
10	7.568	17.597	48.912	41.993	1'56.070	239.3	19'21.801
11	7.563	17.219	48.397	41.842	1'55.021	236.2	21'16.822
12	7.624	18.281	49.465	41.835	1'57.205	210.9	23'14.027
13	7.579	17.120	49.480	42.114	1'56.293	231.6	25'10.320

22 MANGINI ARMANDO

Giro	Tratto 1	Tratto 2	Tratto 3	Tratto 4	T. Giro	km/h	Race Time
1	8.596	18.509	51.670	44.657	2'03.432	195.3	2'03.432
2	7.903	17.418	51.057	44.641	2'01.019	222.6	4'04.451
3	7.894	17.620	52.226	44.549	2'02.289	223.1	6'06.740
4	7.901	17.834	51.786	44.234	2'01.755	221.2	8'08.495
5	7.945	17.844	51.470	44.434	2'01.693	220.3	10'10.188
6	7.909	18.655	52.257	45.122	2'03.943	210.1	12'14.131
7	7.915	18.564	55.597	50.216	2'12.292	227.7	14'26.423
8	9.507	21.510	57.192	49.004	2'17.213	171.2	16'43.636

23 BONVICINI DANIELE

Giro	Tratto 1	Tratto 2	Tratto 3	Tratto 4	T. Giro	km/h	Race Time
1	9.975	22.035	1'00.475	51.143	2'23.628	156.1	2'23.628
2	8.939	22.788	1'00.152	50.912	2'22.791	170.6	4'46.419

3	8.944	21.702	59.853	52.664	2'23.163	170.1	7'09.582
4	9.083	21.603	59.679	51.368	2'21.733	171.7	9'31.315
5	8.850	21.319	1'01.032	51.326	2'22.527	182.1	11'53.842
6	8.732	21.155	59.772	50.978	2'20.637	189.1	14'14.479
7	8.953	21.145	1'00.137	50.928	2'21.163	192.8	16'35.642
8	8.855	21.137	58.800	50.282	2'19.074	180.6	18'54.716
9	8.777	21.631	59.249	50.765	2'20.422	184.3	21'15.138
10	8.724	21.618	57.949	49.898	2'18.189	187.2	23'33.327
11	8.856	21.574	57.613	50.043	2'18.086	173.6	25'51.413

67 LIGUORI MICHELE

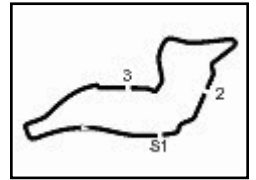
Giro	Tratto 1	Tratto 2	Tratto 3	Tratto 4	T. Giro	km/h	Race Time
1	6.520	16.764	45.854	39.057	1'48.195	224.4	1'48.195
2	6.580	15.411	45.623	39.034	1'46.648	272.5	3'34.843
3	6.558	15.422	45.166	38.886	1'46.032	273.9	5'20.875
4	6.545	15.596	45.724	39.205	1'47.070	269.8	7'07.945
5	6.678	16.075	45.618	39.261	1'47.632	244.2	8'55.577
6	6.565	15.463	45.299	39.143	1'46.470	271.8	10'42.047
7	6.577	15.775	45.118	39.071	1'46.541	260.7	12'28.588
8	6.541	15.557	45.400	39.094	1'46.592	271.8	14'15.180
9	6.545	15.570	45.462	39.407	1'46.984	273.2	16'02.164
10	6.591	15.538	45.103	38.921	1'46.153	264.5	17'48.317
11	6.565	16.074	45.422	38.942	1'47.003	262.6	19'35.320
12	6.589	15.880	45.372	38.763	1'46.604	257.6	21'21.924
13	6.594	15.922	45.749	39.573	1'47.838	255.1	23'09.762
14	6.744	16.799	46.410	40.866	1'50.819	232.6	25'00.581

69 KALB SILVIO

Giro	Tratto 1	Tratto 2	Tratto 3	Tratto 4	T. Giro	km/h	Race Time
1	7.053	17.261	46.322	39.937	1'50.573	213.0	1'50.573
2	6.982	15.550	45.585	40.146	1'48.263	256.4	3'38.836
3	7.023	15.923	45.633	39.648	1'48.227	248.1	5'27.063
4	7.009	15.603	45.676	39.920	1'48.208	254.5	7'15.271
5	7.008	16.907	46.376	39.598	1'49.889	244.2	9'05.160
6	7.026	15.711	45.546	39.866	1'48.149	252.2	10'53.309
7	7.024	15.736	45.245	39.611	1'47.616	250.4	12'40.925
8	7.043	15.811	45.974	39.687	1'48.515	252.8	14'29.440
9	7.177	16.208	46.093	40.576	1'50.054	231.2	16'19.494
10	7.066	15.648	45.135	39.804	1'47.653	249.8	18'07.147
11	7.126	16.444	45.599	39.777	1'48.946	245.3	19'56.093
12	7.051	15.467	45.976	39.724	1'48.218	251.6	21'44.311
13	7.116	15.889	45.410	39.704	1'48.119	247.0	23'32.430
14	7.127	16.194	46.841	39.786	1'49.948	239.3	25'22.378

P = Box In/Out - C = Tempo Invalidato





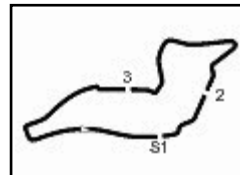
Enzo e Dino Ferrari 4.909 m

Luigi Musso Historic Gran Prix

Trofeo Ignazio Giunti - Contagiri Gara 1

		Giro													
		1	2	3	4	5	6	7	8	9	10	11	12	13	14
Pos.	1	67	67	67	67	67	67	67	67	67	67	69	69	69	69
	2	5	5	77	77	5	69	69	69	69	69	5	5	8	
	3	77	77	5	5	69	5	5	5	5	5	125	125	29	
	4	69	69	69	69	125	125	125	125	125	125	8	8	22	
	5	29	125	125	125	8	8	8	8	8	8	29	29	2	
	6	125	29	29	29	29	29	29	29	29	29	22	22		
	7	6	6	6	8	22	22	22	22	22	22	2	2		
	8	2	2	8	22	2	2	2	2	2	2	23			
	9	8	8	22	2	23	23	23	23	23	23				
	10	12	22	2	3	3									
	11	22	23	23	23										
	12	23	3	3											
	13	3													





Luigi Musso Historic Gran Prix

C.I. Autostoriche 1^a Ragg. - Velocità Prove di Qualificazione

Enzo e Dino Ferrari 4.909 m

Miglior Giro:

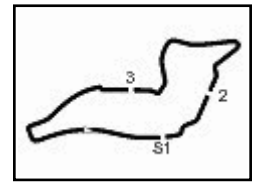
1	27	BENEDINI Giampolo	Jaquar E Type	2'11.114
2	22	FURIANI Alexander	A.R. GTA	2'14.126
3	23	SPAGGIARI Enrico	Ford Mustang	2'15.273
4	20	GUERRA Massimo	A.R. Giulia Sprint GTA	2'20.844
5	43	KORBER Mathias	A.R. GTA	2'21.652
6	12	SORDI Massimo	A.R. Giulia Sprint GTA	2'22.780
7	7	STORTONI Andrea	Austin Mini Cooper S	2'23.302
8	25	RITTWEGER Alexander	A.R. TZ1	2'25.452
9	6	ROSI Giovanni	Lotus Elise	2'28.648
10	21	REPETTO Bruno	A.R. Giulia Super	2'29.883
11	15	VETTORETTI Daniele	Austin Mini Cooper S	2'30.584
12	3	FABBRI Augusto	Austin Healev Sprite	2'35.000
13	4	ONDRAK Christian	A.R. Giulietta SV	2'35.712
14	24	LUCENTE Antonio	VW Maaiolino Oettinger	2'49.878
15	2	MORTEO Emanuele	A.R. Giulietta TI	2'59.170

Velocità

1	27	BENEDINI Giampolo	Jaquar E Type	206.8
2	22	FURIANI Alexander	A.R. GTA	203.7
3	43	KORBER Mathias	A.R. GTA	201.5
4	23	SPAGGIARI Enrico	Ford Mustang	197.8
5	20	GUERRA Massimo	A.R. Giulia Sprint GTA	194.9
6	12	SORDI Massimo	A.R. Giulia Sprint GTA	191.8
7	25	RITTWEGER Alexander	A.R. TZ1	188.5
8	7	STORTONI Andrea	Austin Mini Cooper S	184.6
9	15	VETTORETTI Daniele	Austin Mini Cooper S	180.9
10	6	ROSI Giovanni	Lotus Elise	179.4
11	4	ONDRAK Christian	A.R. Giulietta SV	174.5
12	21	REPETTO Bruno	A.R. Giulia Super	169.6
13	3	FABBRI Augusto	Austin Healev Sorite	165.7
14	2	MORTEO Emanuele	A.R. Giulietta TI	141.6
15	24	LUCENTE Antonio	VW Maaiolino Oettinger	133.4

Tratto 1			Tratto 2			Tratto 3			Tratto 4		
1	27	BENEDINI G.	8.030	1	27	BENEDINI G.	19.273	1	27	BENEDINI G.	47.818
2	23	SPAGGIARI E.	8.444	2	22	FURIANI A.	19.298	2	22	FURIANI A.	49.377
3	22	FURIANI A.	8.891	3	23	SPAGGIARI E.	19.677	3	23	SPAGGIARI E.	50.069
4	25	RITTWEGER A.	8.956	4	20	GUERRA M.	20.156	4	20	GUERRA M.	51.277
5	43	KORBER M.	9.049	5	43	KORBER M.	20.287	5	7	STORTONI A.	51.515
6	20	GUERRA M.	9.275	6	12	SORDI M.	20.428	6	43	KORBER M.	52.049
7	12	SORDI M.	9.602	7	7	STORTONI A.	20.703	7	12	SORDI M.	52.395
8	7	STORTONI A.	9.726	8	25	RITTWEGER A.	21.179	8	25	RITTWEGER A.	52.580
9	21	REPETTO B.	9.835	9	6	ROSI G.	21.208	9	6	ROSI G.	54.555
10	6	ROSI G.	10.040	10	21	REPETTO B.	21.690	10	21	REPETTO B.	54.582
11	15	VETTORETTI D.	10.055	11	15	VETTORETTI D.	21.767	11	15	VETTORETTI D.	54.920
12	4	ONDRAK C.	10.177	12	4	ONDRAK C.	22.227	12	3	FABBRI A.	56.122
13	3	FABBRI A.	10.603	13	3	FABBRI A.	22.381	13	4	ONDRAK C.	56.582
14	2	MORTEO E.	12.322	14	24	LUCENTE A.	23.771	14	24	LUCENTE A.	1'02.451
15	24	LUCENTE A.	13.167	15	2	MORTEO E.	25.701	15	2	MORTEO E.	1'04.122





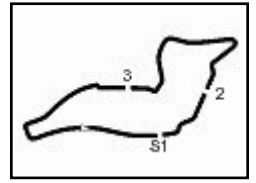
Enzo e Dino Ferrari 4.909 m

Luigi Musso Historic Gran Prix

C.I. Autostoriche 1^a Ragg. - Ideal Time Prove di Qualificazione

Num.	Concorrente	Auto	Tratto 1	Tratto 2	Tratto 3	Tratto 4	Ideal Time	Tempo Ufficiale	Pos.	Diff.
1	27 BENEDINI G.	Jaguar E Type	8.030	19.273	55.769	47.818	2'10.890	2'11.114	1	0.224
2	22 FURIANI A.	A.R. GTA	8.891	19.298	56.536	49.377	2'14.102	2'14.126	2	0.024
3	23 SPAGGIARI E.	Ford Mustang	8.444	19.677	57.083	50.069	2'15.273	2'15.273	3	0.000
4	20 GUERRA M.	A.R. Giulia Sprint G	9.275	20.156	59.351	51.515	2'20.297	2'20.844	4	0.547
5	43 KORBER M.	A.R. GTA	9.049	20.287	1'00.240	51.277	2'20.853	2'21.652	5	0.799
6	7 STORTONI A.	Austin Mini Cooper S	9.726	20.703	59.614	52.580	2'22.623	2'23.302	7	0.679
7	12 SORDI M.	A.R. Giulia Sprint G	9.602	20.428	1'00.284	52.395	2'22.709	2'22.780	6	0.071
8	25 RITTWEGER A.	A.R. TZ1	8.956	21.179	1'02.167	52.049	2'24.351	2'25.452	8	1.101
9	6 ROSI G.	Lotus Elise	10.040	21.208	1'02.624	54.582	2'28.454	2'28.648	9	0.194
10	21 REPETTO B.	A.R. Giulia Super	9.835	21.690	1'03.191	54.920	2'29.636	2'29.883	10	0.247
11	15 VETTORETTI D.	Austin Mini Cooper S	10.055	21.767	1'04.207	54.555	2'30.584	2'30.584	11	0.000
12	3 FABBRI A.	Austin Healey Sprite	10.603	22.381	1'04.890	56.122	2'33.996	2'35.000	12	1.004
13	4 ONDRAK C.	A.R. Giulietta SV	10.177	22.227	1'05.468	56.582	2'34.454	2'35.712	13	1.258
14	24 LUCENTE A.	VW Maggiolino Oettin	13.167	23.771	1'09.961	1'02.451	2'49.350	2'49.878	14	0.528
15	2 MORTEO E.	A.R. Giulietta TI	12.322	25.701	1'16.295	1'04.122	2'58.440	2'59.170	15	0.730
Ideal Time Assoluto			8.030	19.273	55.769	47.818	2'10.890			





Enzo e Dino Ferrari 4.909 m

Luigi Musso Historic Gran Prix

C.I. Autostoriche 1^a Ragg. - Analisi Tempi Prove di Qualificazione

2 MORTEO EMANUELE

Giro	Tratto 1	Tratto 2	Tratto 3	Tratto 4	T. Giro	km/h	Local Time
							13:32'27.577
1	27.301	31.529	1'31.152	1'11.668	3'41.650 P	91.6	13:36'09.227
2	12.807	26.528	1'19.775	1'06.034	3'05.144	124.9	13:39'14.371
3	12.415	26.005	1'20.321	1'08.273	3'07.014	141.2	13:42'21.385
4	12.465	26.623	1'19.309	1'07.269	3'05.666	130.3	13:45'27.051
5	12.326	25.912	1'17.752	1'05.030	3'01.020	136.9	13:48'28.071
6	12.322	25.701	1'16.887	1'04.760	2'59.670	141.6	13:51'27.741
7	12.479	26.274	1'16.295	1'04.122	2'59.170	132.4	13:54'26.911
8	13.309	28.311	1'24.706	3'13.404	5'19.730 P	112.9	13:59'46.641
9	20.782	27.649	1'21.343	1'08.247	3'18.021 P	104.0	14:03'04.662

3 FABBRI AUGUSTO

Giro	Tratto 1	Tratto 2	Tratto 3	Tratto 4	T. Giro	km/h	Local Time
							13:33'08.165
1	25.909	27.537	1'10.794	59.145	3'03.385 P	103.7	13:36'11.550
2	11.350	25.165	1'07.108	57.682	2'41.305	134.1	13:38'52.855
3	11.198	23.311	1'07.880	58.779	2'41.168	131.0	13:41'34.023
4	10.869	22.381	1'06.776	56.924	2'36.950	165.2	13:44'10.973
5	10.603	22.404	1'05.736	58.008	2'36.751	164.2	13:46'47.724
6	10.836	22.691	1'04.890	56.583	2'35.000	152.6	13:49'22.724
7	10.728	35.754	1'05.610	57.426	2'49.518	165.7	13:52'12.242
8	10.957	22.744	1'05.997	56.122	2'35.820	139.8	13:54'48.062
9	12.123	26.491	1'20.482	2'07.087	4'06.183 P	122.7	13:58'54.245

4 ONDRAK CHRISTIAN

Giro	Tratto 1	Tratto 2	Tratto 3	Tratto 4	T. Giro	km/h	Local Time
							13:32'20.478
1	24.703	26.095	1'12.576	59.522	3'02.896 P	102.8	13:35'23.374
2	10.471	22.868	1'07.158	58.091	2'38.588	163.2	13:38'01.962
3	10.296	22.805	1'06.153	57.212	2'36.466	169.8	13:40'38.428
4	10.177	23.436	1'06.194	57.387	2'37.194	173.1	13:43'15.622
5	10.289	22.519	1'06.350	57.460	2'36.618	170.6	13:45'52.240
6	10.185	22.783	1'06.514	58.088	2'37.570	167.7	13:48'29.810
7	10.180	22.706	1'06.326	57.487	2'36.699	165.7	13:51'06.509
8	10.286	22.662	1'06.066	57.300	2'36.314	169.3	13:53'42.823
9	10.261	22.625	1'05.922	57.084	2'35.892	174.5	13:56'18.715
10	10.315	22.649	1'06.166	56.582	2'35.712	170.6	13:58'54.427
11	10.215	22.227	1'05.468	57.975	2'35.885	172.0	14:01'30.312

6 ROSI GIOVANNI

Giro	Tratto 1	Tratto 2	Tratto 3	Tratto 4	T. Giro	km/h	Local Time
							13:32'57.441
1	20.798	25.845	1'11.584	1'04.184	3'02.411 P	110.6	13:35'59.852
2	10.219	21.787	1'04.255	55.676	2'31.937	169.0	13:38'31.789
3	10.150	21.667	1'03.038	54.780	2'29.635	177.3	13:41'01.424
4	10.055	21.340	1'02.624	54.629	2'28.648	179.1	13:43'30.072
5	10.153	21.208	1'03.165	54.582	2'29.108	176.8	13:45'59.180
6	10.040	21.630	1'02.717	54.689	2'29.076	179.4	13:48'28.256
7	10.187	22.067	1'02.830	5'32.468	7'07.552 P	171.7	13:55'35.808

7 STORTONI ANDREA

Giro	Tratto 1	Tratto 2	Tratto 3	Tratto 4	T. Giro	km/h	Local Time
							13:33'02.429
1	20.635	25.037	1'08.102	55.650	2'49.424 P	106.9	13:35'51.853
2	9.726	20.722	1'00.482	53.796	2'24.726	184.6	13:38'16.579
3	10.173	20.812	59.737	52.580	2'23.302	177.1	13:40'39.881
4	9.937	20.953	59.933	53.533	2'24.356	178.2	13:43'04.237
5	10.048	20.703	59.614	53.038	2'23.403	179.7	13:45'27.640
6	9.912	21.616	1'02.026	1'157.444	13'30.998 P	182.1	13:58'58.638
7	19.131	21.718	1'00.434	53.123	2'34.406 P	114.0	14:01'33.044

12 SORDI MASSIMO

Giro	Tratto 1	Tratto 2	Tratto 3	Tratto 4	T. Giro	km/h	Local Time
							13:32'32.001
1	23.403	26.133	1'09.680	58.145	2'57.361 P	107.9	13:35'29.362
2	11.094	23.700	1'04.193	54.859	2'33.846	173.4	13:38'03.208
3	9.791	21.660	1'02.560	53.948	2'27.959	180.0	13:40'31.167
4	9.667	21.193	1'01.546	53.527	2'25.933	181.5	13:42'57.100
5	9.753	21.167	1'01.534	53.676	2'26.130	185.2	13:45'23.230
6	9.612	20.576	1'01.148	53.228	2'24.564	190.5	13:47'47.794
7	9.732	20.699	1'01.573	53.337	2'25.341	187.2	13:50'13.135
8	9.634	20.945	1'02.249	53.048	2'25.876	191.8	13:52'39.011
9	9.671	20.783	1'01.353	53.136	2'24.943	187.2	13:55'03.954
10	9.663	20.544	1'01.246	52.997	2'24.450	189.8	13:57'28.404
11	9.673	20.428	1'00.284	52.395	2'22.780	187.5	13:59'51.184

15 VETTORETTI DANIELE

Giro	Tratto 1	Tratto 2	Tratto 3	Tratto 4	T. Giro	km/h	Local Time
							13:31'46.159
1	30.675	37.989	1'45.236	2'22.574	5'16.474 P	110.7	13:37'02.633
2	19.458	25.309	1'10.621	57.807	2'53.195 P	129.7	13:39'55.828
3	10.261	22.778	1'06.990	56.086	2'36.115	177.3	13:42'31.943
4	10.243	22.098	1'05.186	55.963	2'33.490	176.8	13:45'05.433
5	10.276	22.233	1'05.069	55.056	2'32.634	176.5	13:47'38.067
6	10.206	21.993	1'04.771	55.293	2'32.263	178.2	13:50'10.330
7	10.214	22.365	1'05.902	55.594	2'34.075	178.2	13:52'44.405
8	10.178	22.327	1'04.994	55.163	2'32.662	179.1	13:55'17.067
9	10.184	21.948	1'04.351	55.253	2'31.736	176.8	13:57'48.803
10	10.206	21.969	1'04.245	54.882	2'31.302	176.5	14:00'20.105
11	10.055	21.767	1'04.207	54.555	2'30.584	180.9	14:02'50.689

20 GUERRA MASSIMO

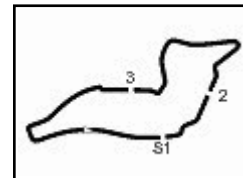
Giro	Tratto 1	Tratto 2	Tratto 3	Tratto 4	T. Giro	km/h	Local Time
							13:34'24.127
1	24.084	26.146	1'08.277	56.622	2'55.129 P	103.7	13:37'19.256
2	9.644	21.494	1'01.569	52.939	2'25.646	176.8	13:39'44.902
3	9.417	20.916	1'00.364	53.219	2'23.916	192.1	13:42'08.818
4	9.472	20.982	1'00.026	51.822	2'22.342	186.2	13:44'31.160
5	9.376	20.476	1'00.083	51.549	2'21.484	194.9	13:46'52.644
6	9.380	20.234	1'01.038	2'15.261	3'45.913 P	188.1	13:50'38.557
7	20.914	21.172	59.982	51.515	2'33.583 P	136.1	13:53'12.140
8	9.276	20.456	1'00.853	51.819	2'22.404	186.2	13:55'34.544
9	9.376	20.156	59.351	51.961	2'20.844	194.6	13:57'55.388
10	9.463	20.485	1'00.123	52.257	2'22.328	191.1	14:00'17.716
11	9.275	20.364	1'04.022	1'02.075	2'35.736	189.1	14:02'53.452

21 REPETTO BRUNO

Giro	Tratto 1	Tratto 2	Tratto 3	Tratto 4	T. Giro	km/h	Local Time
							13:32'17.543
1	26.167	24.311	1'07.130	57.816	2'55.424 P	104.7	13:35'12.967
2	10.172	22.500	1'04.881	56.285	2'33.838	159.3	13:37'46.805
3	10.099	22.956	1'04.902	55.852	2'33.809	160.5	13:40'20.614
4	10.046	22.350	1'04.795	55.589	2'32.780	153.4	13:42'53.394
5	10.078	22.107	1'05.591	55.728	2'33.504	163.4	13:45'26.898
6	9.882	23.028	1'04.029	55.748	2'32.687	168.5	13:47'59.585
7	10.615	22.270	1'04.301	1'35.247	3'12.433 P	156.1	13:51'12.018
8	20.034	23.149	1'04.659	55.640	2'43.482 P	122.4	13:53'55.500
9	9.941	22.365	1'04.372	55.107	2'31.785	162.4	13:56'27.285
10	9.873	22.226	1'03.793	54.920	2'30.812	163.9	13:58'58.097
11	9.835	21.690	1'03.191	55.167	2'29.883	169.6	14:01'27.980

22 FURIANI ALEXANDER

Giro	Tratto 1	Tratto 2	Tratto 3	Tratto 4	T. Giro	km/h	Local Time
							13:32'10.654



Enzo e Dino Ferrari 4.909 m

Luigi Musso Historic Gran Prix

C.I. Autostoriche 1^a Ragg. - Analisi Tempi Prove di Qualificazione

2 / 2

4	9.014	21.731	1'03.219	53.021	2'26.985	178.8	13:43'21.640
5	8.994	21.179	1'03.764	54.134	2'28.071	188.5	13:45'49.711
6	9.143	21.280	1'03.793	52.621	2'26.837	185.2	13:48'16.548
7	9.116	22.389	1'03.971	53.416	2'28.892	177.1	13:50'45.440
8	9.106	21.594	1'02.167	52.585	2'25.452	188.1	13:53'10.892
9	9.081	21.285	1'04.184	2'49.640	4'24.190 P	185.9	13:57'35.082
10	20.495	23.655	1'04.748	52.049	2'40.947 P	121.4	14:00'16.029

27 BENEDINI GIAMPOLO

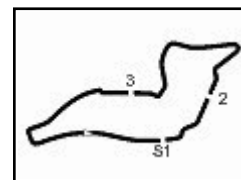
Giro	Tratto 1	Tratto 2	Tratto 3	Tratto 4	T. Giro	km/h	Local Time
							13:32'04.082
1	25.256	23.433	1'01.788	51.071	2'41.548 P	129.1	13:34'45.630
2	8.278	19.881	56.865	48.212	2'13.236	191.5	13:36'58.866
3	8.127	19.400	55.769	47.818	2'11.114	196.3	13:39'09.980

43 KORBER MATHIAS

Giro	Tratto 1	Tratto 2	Tratto 3	Tratto 4	T. Giro	km/h	Local Time
							13:32'37.699
1	22.939	23.960	1'07.531	56.842	2'51.272 P	116.6	13:35'28.971
2	9.629	21.554	1'04.544	54.653	2'30.380	185.6	13:37'59.351
3	9.205	20.287	1'00.731	51.861	2'22.084	197.8	13:40'21.435
4	9.216	20.754	1'01.104	51.277	2'22.351	185.9	13:42'43.786
5	9.124	20.540	1'00.907	51.921	2'22.492	200.0	13:45'06.278
6	9.049	20.418	1'00.240	51.945	2'21.652	201.5	13:47'27.930
7	9.154	20.323	1'00.435	51.891	2'21.803	197.4	13:49'49.733
8	9.745	23.992	1'07.119	2'00.313	3'41.169 P	161.2	13:53'30.902

P = Box In/Out - C = Tempo Invalidato





Enzo e Dino Ferrari 4.909 m

Luigi Musso Historic Gran Prix

C.I. Autostoriche 1^a Ragg. - Classifica Prove di Qualificazione

Miglior Giro: = 2'11.114 - 4,909 km - Media 134,787 km/h

Num.	Conducente	Concorrente	Scuderia	Auto	Classe	Tempo	Dist.	Rel.	Giri
1	27 BENEDINI Giampolo	AB Motorsport	AB Motorsport	Jaguar E Type	FGO2	2'11.114			3
2	22 FURIANI Alexander	Furiani Alexander		A.R. GTA	FT16	2'14.126	3.012	3.012	4
3	23 SPAGGIARI Enrico	Spaggiari Enrico	AB Motorsport	Ford Mustang	FTO2	2'15.273	4.159	1.147	7
4	20 GUERRA Massimo	Guerra Massimo		A.R. Giulia Sprint GTA	FT16	2'20.844	9.730	5.571	11
5	43 KORBER Mathias	Korber Mathias		A.R. GTA	FT16	2'21.652	10.538	0.808	8
6	12 SORDI Massimo	Sordi Massimo	Sc. Mediolanum	A.R. Giulia Sprint GTA	FT16	2'22.780	11.666	1.128	11
7	7 STORTONI Andrea	Stortoni Andrea	Ecurie Esprit	Austin Mini Cooper S	FT13	2'23.302	12.188	0.522	7
8	25 RITTWEGER Alexander	Rittweger Alexander		A.R. TZ1	FG16	2'25.452	14.338	2.150	10
9	6 ROSI Giovanni	Rosi Giovanni	Ecurie del Soleil	Lotus Elise	EG13	2'28.648	17.534	3.196	7
10	21 REPETTO Bruno	Repetto Bruno	AB Motorsport	A.R. Giulia Super	FT16	2'29.883	18.769	1.235	11
11	15 VETTORETTI Daniele	Vettoretti Daniele	Piave Jolly Club	Austin Mini Cooper S	FT13	2'30.584	19.470	0.701	11
12	3 FABBRI Augusto	Fabbri Augusto	Classic Team Ferretti	Austin Healey Sprite	EG10	2'35.000	23.886	4.416	9
13	4 ONDRAK Christian	Ondrak Christian		A.R. Giulietta SV	EG13	2'35.712	24.598	0.712	11
14	24 LUCENTE Antonio	Lucente Antonio		VW Maggiolino Oettinger	FG13	2'49.878	38.764	14.166	4
15	2 MORTEO Emanuele	Morteo Emanuele	Scuderia del Portello	A.R. Giulietta TI	ET13	2'59.170	48.056	9.292	9

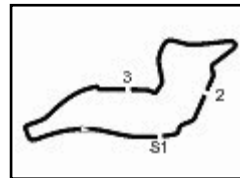
Umidità	32%	ARIA	25°C
Condizioni	Dry	Temp.	30°C

Direttore di Gara : Campana Giorgio

20/10/2012 Inizio Fine
13:31 14:03

Esposta alle:





Enzo e Dino Ferrari 4.909 m

Luigi Musso Historic Gran Prix C.I. Autostoriche 1^a Ragg. - Velocità Gara

Classifica

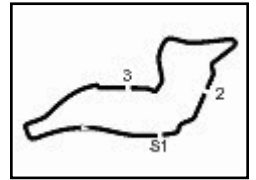
1	27	BENEDINI	Giampolo	Jaquar E Type	Giri 14
2	22	FURIANI	Alexander	A.R. GTA	41.355
3	20	GUERRA	Massimo	A.R. Giulia Sprint GTA	1'48.448
4	43	KORBER	Mathias	A.R. GTA	1'55.962
5	7	STORTONI	Andrea	Austin Mini Cooper S	1 Giro
6	12	SORDI	Massimo	A.R. Giulia Sprint GTA	1 Giro
7	25	RITTWEGER	Alexander	A.R. TZ1	1 Giro
8	21	REPETTO	Bruno	A.R. Giulia Super	1 Giro
9	15	VETTORETTI	Daniele	Austin Mini Cooper S	1 Giro
10	4	ONDRAK	Christian	A.R. Giulietta SV	2 Giri
11	24	LUCENTE	Antonio	VW Maqiolino Oettinaer	3 Giri
12	2	MORTEO	Emanuele	A.R. Giulietta TI	3 Giri
13	3	FABBRI	Augusto	Austin Healev Sprite	5 Giri
RIT	6	ROSI	Giovanni	Lotus Elise	10 Giri
RIT	23	SPAGGIARI	Enrico	Ford Mustang	12 Giri

Velocità

1	27	BENEDINI	Giampolo	Jaquar E Type	213.4
2	22	FURIANI	Alexander	A.R. GTA	204.5
3	43	KORBER	Mathias	A.R. GTA	195.6
4	20	GUERRA	Massimo	A.R. Giulia Sprint GTA	191.1
5	12	SORDI	Massimo	A.R. Giulia Sprint GTA	189.8
6	25	RITTWEGER	Alexander	A.R. TZ1	185.6
7	6	ROSI	Giovanni	Lotus Elise	181.5
8	15	VETTORETTI	Daniele	Austin Mini Cooper S	178.8
9	7	STORTONI	Andrea	Austin Mini Cooper S	178.2
10	21	REPETTO	Bruno	A.R. Giulia Super	177.6
11	3	FABBRI	Augusto	Austin Healev Sprite	168.8
12	4	ONDRAK	Christian	A.R. Giulietta SV	167.2
13	23	SPAGGIARI	Enrico	Ford Mustang	154.3
14	2	MORTEO	Emanuele	A.R. Giulietta TI	148.8
15	24	LUCENTE	Antonio	VW Maqiolino Oettinaer	135.4

Tratto 1			Tratto 2			Tratto 3			Tratto 4						
1	27	BENEDINI G.	8.087	1	22	FURIANI A.	19.156	1	22	FURIANI A.	56.140	1	27	BENEDINI G.	48.204
2	22	FURIANI A.	8.864	2	27	BENEDINI G.	19.240	2	27	BENEDINI G.	56.527	2	22	FURIANI A.	49.306
3	43	KORBER M.	9.123	3	20	GUERRA M.	20.421	3	20	GUERRA M.	59.281	3	43	KORBER M.	51.344
4	25	RITTWEGER A.	9.156	4	43	KORBER M.	20.474	4	43	KORBER M.	59.291	4	20	GUERRA M.	51.398
5	20	GUERRA M.	9.337	5	7	STORTONI A.	20.664	5	7	STORTONI A.	59.699	5	7	STORTONI A.	52.760
6	12	SORDI M.	9.474	6	12	SORDI M.	20.930	6	12	SORDI M.	1'00.975	6	25	RITTWEGER A.	52.912
7	21	REPETTO B.	9.884	7	25	RITTWEGER A.	21.091	7	23	SPAGGIARI E.	1'01.407	7	12	SORDI M.	53.245
8	7	STORTONI A.	9.980	8	21	REPETTO B.	21.669	8	25	RITTWEGER A.	1'01.692	8	6	ROSI G.	54.596
9	6	ROSI G.	9.988	9	6	ROSI G.	21.735	9	6	ROSI G.	1'02.360	9	21	REPETTO B.	54.816
10	15	VETTORETTI D.	10.077	10	15	VETTORETTI D.	21.791	10	21	REPETTO B.	1'03.972	10	15	VETTORETTI D.	54.992
11	4	ONDRAK C.	10.275	11	3	FABBRI A.	22.804	11	15	VETTORETTI D.	1'04.124	11	4	ONDRAK C.	57.117
12	3	FABBRI A.	10.564	12	4	ONDRAK C.	22.886	12	3	FABBRI A.	1'05.554	12	3	FABBRI A.	57.121
13	2	MORTEO E.	12.070	13	23	SPAGGIARI E.	23.137	13	4	ONDRAK C.	1'06.168	13	24	LUCENTE A.	1'01.819
14	24	LUCENTE A.	12.877	14	24	LUCENTE A.	24.043	14	24	LUCENTE A.	1'09.960	14	2	MORTEO E.	1'03.902
				15	2	MORTEO E.	25.840	15	2	MORTEO E.	1'14.938				





Luigi Musso Historic Gran Prix

C.I. Autostoriche 1^a Ragg. - Classifica di Classe Gara

E-GT/1000

Giri 9 = 44,181 km - Media 110,864 km/h - Tempo di gara 23'54.657

Num.	Conducente	Concorrente	Scuderia	Auto	Giri	Tempo	Dist.	Rel.	Giro Veloce
1	3 FABBRI Augusto	Fabbri Augusto	Classic Team Ferretti	Austin Healey Sprite	9	23'54.657			7 2'36.869

Partenti:: 1 Non Partiti:: 0 Ritirati:: 0 Non Classificati:: 0 Classificati:: 1 Esclusi:: 0
 Giro Veloce N. 7 Num. 3 Augusto Fabbri Tempo 2'36.869 Media. 112,657 Km/h

E-GT/1300

Giri 12 = 58,908 km - Media 111,177 km/h - Tempo di gara 31'47.485

Num.	Conducente	Concorrente	Scuderia	Auto	Giri	Tempo	Dist.	Rel.	Giro Veloce
1	4 ONDRAK Christian	Ondrak Christian		A.R. Giulietta SV	12	31'47.485			10 2'36.446

----- Non Classificati: -----

RIT	6 ROSI Giovanni	Rosi Giovanni	Ecurie del Soleil	Lotus Elise	4	10'01.910	8 Giri		2 2'28.679
-----	------------------------	---------------	-------------------	-------------	---	-----------	--------	--	-------------------

Partenti:: 2 Non Partiti:: 0 Ritirati:: 1 Non Classificati:: 0 Classificati:: 1 Esclusi:: 0
 Giro Veloce N. 2 Num. 6 Giovanni Rosi 2 Tempo 2'28.679 Media. 118,863 Km/h

E-T/1300

Giri 11 = 53,999 km - Media 98,620 km/h - Tempo di gara 32'51.175

Num.	Conducente	Concorrente	Scuderia	Auto	Giri	Tempo	Dist.	Rel.	Giro Veloce
1	2 MORTEO Emanuele	Morteo Emanuele	Scuderia del Portello	A.R. Giulietta TI	11	32'51.175			10 2'57.781

Partenti:: 1 Non Partiti:: 0 Ritirati:: 0 Non Classificati:: 0 Classificati:: 1 Esclusi:: 0
 Giro Veloce N. 10 Num. 2 Emanuele Morteo Tempo 2'57.781 Media. 99,405 Km/h

F-GT/1300

Giri 11 = 53,999 km - Media 103,065 km/h - Tempo di gara 31'26.159

Num.	Conducente	Concorrente	Scuderia	Auto	Giri	Tempo	Dist.	Rel.	Giro Veloce
1	24 LUCENTE Antonio	Lucente Antonio		VW Maggiolino Oettin	11	31'26.159			2 2'49.546

Partenti:: 1 Non Partiti:: 0 Ritirati:: 0 Non Classificati:: 0 Classificati:: 1 Esclusi:: 0
 Giro Veloce N. 2 Num. 24 Antonio Lucente Tempo 2'49.546 Media. 104,234 Km/h

F-GT/1600

Giri 13 = 63,817 km - Media 118,537 km/h - Tempo di gara 32'18.136

Num.	Conducente	Concorrente	Scuderia	Auto	Giri	Tempo	Dist.	Rel.	Giro Veloce
1	25 RITTWEGER Alexander	Rittweger Alexander		A.R. TZ1	13	32'18.136			12 2'24.921

Partenti:: 1 Non Partiti:: 0 Ritirati:: 0 Non Classificati:: 0 Classificati:: 1 Esclusi:: 0
 Giro Veloce N. 12 Num. 25 Alexander Rittweger Tempo 2'24.921 Media. 121,945 Km/h

F-GT/oltre 2000

Giri 14 = 68,726 km - Media 131,470 km/h - Tempo di gara 31'21.905

Num.	Conducente	Concorrente	Scuderia	Auto	Giri	Tempo	Dist.	Rel.	Giro Veloce
1	27 BENEDINI Giampolo	AB Motorsport	AB Motorsport	Jaguar E Type	14	31'21.905			4 2'12.672

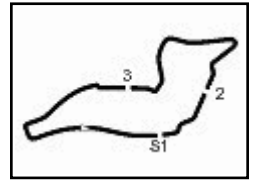
Partenti:: 1 Non Partiti:: 0 Ritirati:: 0 Non Classificati:: 0 Classificati:: 1 Esclusi:: 0
 Giro Veloce N. 4 Num. 27 Giampolo Benedini Tempo 2'12.672 Media. 133,204 Km/h

Direttore di Gara : Campana Giorgio

21/10/2012 Inizio 15:04 Fine 15:38

Esposta alle:





Enzo e Dino Ferrari 4.909 m

2 / 2

Luigi Musso Historic Gran Prix

C.I. Autostoriche 1^a Ragg. - Classifica di Classe Gara

F-T/1300

Giri 13 = 63,817 km - Media 121,628 km/h - Tempo di gara 31'28.879

Num.	Conducente	Concorrente	Scuderia	Auto	Giri	Tempo	Dist.	Rel.	Giro Veloce
1	7 STORTONI Andrea	Stortoni Andrea	Ecurie Esprit	Austin Mini Cooper S	13	31'28.879			2 2'23.343
2	15 VETTORETTI Daniele	Vettoretti Daniele	Piave Jolly Club	Austin Mini Cooper S	13	33'15.970	1'47.091	1'47.091	12 2'32.048

Partenti:: 2 Non Partiti:: 0 Ritirati:: 0 Non Classificati:: 0 Classificati:: 2 Esclusi:: 0

Giro Veloce N. 2 Num. 7 Andrea Stortoni Tempo 2'23.343 Media. 123,287 Km/h

F-T/1600

Giri 14 = 68,726 km - Media 128,643 km/h - Tempo di gara 32'03.260

Num.	Conducente	Concorrente	Scuderia	Auto	Giri	Tempo	Dist.	Rel.	Giro Veloce
1	22 FURIANI Alexander	Furiani Alexander		A.R. GTA	14	32'03.260			4 2'13.814
2	20 GUERRA Massimo	Guerra Massimo		A.R. Giulia Sprint G	14	33'10.353	1'07.093	1'07.093	13 2'21.169
3	43 KORBER Mathias	Korber Mathias		A.R. GTA	14	33'17.867	1'14.607	7.514	4 2'21.203
4	12 SORDI Massimo	Sordi Massimo	Sc. Mediolanum	A.R. Giulia Sprint G	13	31'52.105	1 Giro	1 Giro	12 2'24.902
5	21 REPETTO Bruno	Repetto Bruno	AB Motorsport	A.R. Giulia Super	13	33'12.473	1 Giro	1'20.368	11 2'30.632

Partenti:: 5 Non Partiti:: 0 Ritirati:: 0 Non Classificati:: 0 Classificati:: 5 Esclusi:: 0

Giro Veloce N. 4 Num. 22 Alexander Furiani Tempo 2'13.814 Media. 132,067 Km/h

F-T/oltre 2000

Giri 2 = 9,818 km - Media 18,378 km/h - Tempo di gara 21'24.750

Num.	Conducente	Concorrente	Scuderia	Auto	Giri	Tempo	Dist.	Rel.	Giro Veloce
----- Non Classificati: -----									
<i>RIT</i>	23 SPAGGIARI Enrico	Spaggiari Enrico	AB Motorsport	Ford Mustang	2	21'24.750			2 6'43.008

Partenti:: 1 Non Partiti:: 0 Ritirati:: 1 Non Classificati:: 0 Classificati:: 0 Esclusi:: 0

Giro Veloce N. 2 Num. 23 Enrico Spaggiari 2 Tempo 6'43.008 Media. 43,851 Km/h

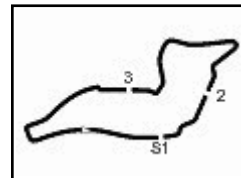
Umidità	65%	ARIA	20°C
Condizioni	Dry	Temp.	30°C

Direttore di Gara : Campana Giorgio

21/10/2012 Inizio 15:04 Fine 15:38

Esposta alle:





Enzo e Dino Ferrari 4.909 m

Luigi Musso Historic Gran Prix

C.I. Autostoriche 1^a Ragg. - Classifica Gara

Giri 14 = 68,726 km - Media 131,470 km/h - Tempo di gara 31'21.905

Num.	Conducente	Concorrente	Scuderia	Auto	Classe	Giri	Tempo	Dist.	Rel.	Giro Veloce
1	27 BENEDINI Giampolo	AB Motorsport	AB Motorsport	Jaguar E Type	FG02	14	31'21.905			4 2'12.672
2	22 FURIANI Alexander	Furiani Alexander		A.R. GTA	FT16	14	32'03.260	41.355	41.355	4 2'13.814
3	20 GUERRA Massimo	Guerra Massimo		A.R. Giulia Sprint GTA	FT16	14	33'10.353	1'48.448	1'07.093	13 2'21.169
4	43 KORBER Mathias	Korber Mathias		A.R. GTA	FT16	14	33'17.867	1'55.962	7.514	4 2'21.203
5	7 STORTONI Andrea	Stortoni Andrea	Ecurie Esprit	Austin Mini Cooper S	FT13	13	31'28.879	1 Giro	1 Giro	2 2'23.343
6	12 SORDI Massimo	Sordi Massimo	Sc. Mediolanum	A.R. Giulia Sprint GTA	FT16	13	31'52.105	1 Giro	23.226	12 2'24.902
7	25 RITTWEGER Alexander	Rittweger Alexander		A.R. TZ1	FG16	13	32'18.136	1 Giro	26.031	12 2'24.921
8	21 REPETTO Bruno	Repetto Bruno	AB Motorsport	A.R. Giulia Super	FT16	13	33'12.473	1 Giro	54.337	11 2'30.632
9	15 VETTORETTI Daniele	Vettoretti Daniele	Piave Jolly Club	Austin Mini Cooper S	FT13	13	33'15.970	1 Giro	3.497	12 2'32.048
10	4 ONDRAK Christian	Ondrak Christian		A.R. Giulietta SV	EG13	12	31'47.485	2 Giri	1 Giro	10 2'36.446
11	24 LUCENTE Antonio	Lucente Antonio		VW Maggiolino Oettinger	FG13	11	31'26.159	3 Giri	1 Giro	2 2'49.546
12	2 MORTEO Emanuele	Morteo Emanuele	Scuderia del Portello	A.R. Giulietta TI	ET13	11	32'51.175	3 Giri	1'25.016	10 2'57.781
13	3 FABBRI Augusto	Fabbri Augusto	Classic Team Ferretti	Austin Healey Sprite	EG10	9	23'54.657	5 Giri	2 Giri	7 2'36.869
----- Non Classificati: -----										
RIT	6 ROSI Giovanni	Rosi Giovanni	Ecurie del Soleil	Lotus Elise	EG13	4	10'01.910	10 Giri		2 2'28.679
RIT	23 SPAGGIARI Enrico	Spaggiari Enrico	AB Motorsport	Ford Mustang	FT02	2	21'24.750	12 Giri		2 6'43.008

Partenti:: 15 Non Partiti:: 0 Ritirati:: 2 Non Classificati:: 0 Classificati:: 13 Esclusi:: 0
 Giro Veloce N. 4 Num. 27 Giampolo Benedini Tempo 2'12.672 Media. 133,204 Km/h

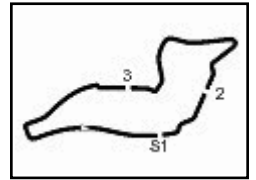
Umidità	65%	ARIA	20°C
Condizioni	Dry	Temp.	30°C

Direttore di Gara : Campana Giorgio

21/10/2012 Inizio 15:04 Fine 15:38

Esposta alle:





Enzo e Dino Ferrari 4.909 m

Luigi Musso Historic Gran Prix
C.I. Autostoriche 1^a Ragg. - Griglia di Partenza
Durata: 30'

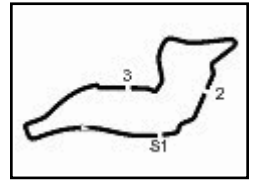
			2	MORTEO E. A.R. Giulietta TI		8
24	LUCENTE A. VW Maggiolino Oettinger	2'49.878	4	ONDRAK C. A.R. Giulietta SV	2'35.712	7
3	FABBRI A. Austin Healey Sprite	2'35.000	15	VETTORETTI D. Austin Mini Cooper S	2'30.584	6
21	REPETTO B. A.R. Giulia Super	2'29.883	6	ROSI G. Lotus Elise	2'28.648	5
25	RITTWEGER A. A.R. TZ1	2'25.452	7	STORTONI A. Austin Mini Cooper S	2'23.302	4
12	SORDI M. A.R. Giulia Sprint GTA	2'22.780	43	KORBER M. A.R. GTA	2'21.652	3
20	GUERRA M. A.R. Giulia Sprint GTA	2'20.844	23	SPAGGIARI E. Ford Mustang	2'15.273	2
22	FURIANI A. A.R. GTA	2'14.126	27	BENEDINI G. Jaguar E Type	2'11.114	1

Partenza 21/10/2012 ore 14.55
Partenza lanciata

Presidente Giuria

..... Direttore di Gara





Enzo e Dino Ferrari 4.909 m

Luigi Musso Historic Gran Prix

C.I. Autostoriche 1^a Ragg. - Analisi Tempi Gara

2 MORTEO EMANUELE

Giro	Tratto 1	Tratto 2	Tratto 3	Tratto 4	T. Giro	km/h	Race Time
1	14.177	25.794	1'15.849	1'04.401	3'00.221	125.2	3'00.221
2	12.507	26.276	1'16.784	1'04.668	3'00.235	128.3	6'00.456
3	12.553	25.986	1'16.311	1'04.679	2'59.529	131.0	8'59.985
4	12.316	25.840	1'15.951	1'04.653	2'58.760	148.8	11'58.745
5	13.226	27.448	1'15.288	1'04.243	3'00.205	105.6	14'58.950
6	12.650	26.669	1'15.271	1'03.902	2'58.492	123.5	17'57.442
7	12.364	26.279	1'15.183	1'04.091	2'57.917	137.3	20'55.359
8	12.402	26.242	1'15.762	1'06.248	3'00.654	135.7	23'56.013
9	12.070	25.854	1'15.404	1'05.203	2'58.531	147.2	26'54.544
10	12.311	26.188	1'14.938	1'04.344	2'57.781	143.1	29'52.325
11	12.473	26.274	1'15.472	1'04.631	2'58.850	128.2	32'51.175

3 FABBRI AUGUSTO

Giro	Tratto 1	Tratto 2	Tratto 3	Tratto 4	T. Giro	km/h	Race Time
1	11.831	25.707	1'06.779	57.276	2'41.593	141.2	2'41.593
2	10.564	23.242	1'07.242	57.252	2'38.300	155.9	5'19.893
3	10.612	22.934	1'06.859	58.163	2'38.568	168.8	7'58.461
4	10.852	22.906	1'05.554	57.829	2'37.141	156.8	10'35.602
5	11.362	25.127	1'06.789	58.100	2'41.378	123.6	13'16.980
6	12.058	25.243	1'08.732	57.501	2'43.534	123.4	16'00.514
7	11.102	22.897	1'05.749	57.121	2'36.869	140.1	18'37.383
8	11.044	23.348	1'05.963	57.554	2'37.909	151.9	21'15.292
9	11.085	22.804	1'06.678	58.798	2'39.365	153.4	23'54.657

4 ONDRAK CHRISTIAN

Giro	Tratto 1	Tratto 2	Tratto 3	Tratto 4	T. Giro	km/h	Race Time
1	11.959	25.036	1'06.765	57.463	2'41.223	139.9	2'41.223
2	10.430	23.506	1'07.204	57.428	2'38.568	156.1	5'19.791
3	10.322	23.097	1'08.043	58.751	2'40.213	167.2	8'00.004
4	10.352	23.308	1'06.391	57.689	2'37.740	166.7	10'37.744
5	10.855	25.127	1'06.462	57.864	2'40.308	131.3	13'18.052
6	11.033	24.511	1'08.944	57.732	2'42.220	140.9	16'00.272
7	10.444	22.975	1'06.215	57.146	2'36.780	162.2	18'37.052
8	10.439	23.581	1'06.288	57.430	2'37.738	159.8	21'14.790
9	10.396	23.323	1'06.777	57.611	2'38.107	162.7	23'52.897
10	10.275	22.886	1'06.168	57.117	2'36.446	167.2	26'29.343
11	10.439	23.385	1'06.761	58.778	2'39.363	159.3	29'08.706
12	10.327	23.215	1'07.146	58.091	2'38.779	165.4	31'47.485

6 ROSI GIOVANNI

Giro	Tratto 1	Tratto 2	Tratto 3	Tratto 4	T. Giro	km/h	Race Time
1	10.797	23.732	1'02.476	54.916	2'31.921	146.8	2'31.921
2	9.988	21.735	1'02.360	54.596	2'28.679	181.5	5'00.600
3	10.026	22.048	1'03.486	55.543	2'31.103	177.6	7'31.703
4	10.215	22.331	1'02.622	55.039	2'30.207	168.5	10'01.910

7 STORTONI ANDREA

Giro	Tratto 1	Tratto 2	Tratto 3	Tratto 4	T. Giro	km/h	Race Time
1	10.311	23.251	1'00.018	52.896	2'26.476	150.5	2'26.476
2	9.980	20.704	59.899	52.760	2'23.343	176.8	4'49.819
3	10.022	20.664	59.756	52.979	2'23.421	175.3	7'13.240
4	10.008	21.029	59.882	53.119	2'24.038	175.9	9'37.278
5	10.058	20.785	59.699	53.055	2'23.597	175.0	12'00.875
6	11.363	26.587	1'00.387	53.154	2'31.491		14'32.366
7	10.128	21.697	59.836	53.169	2'24.830	169.8	16'57.196
8	10.146	21.279	59.816	53.269	2'24.510	171.7	19'21.206
9	10.098	21.359	1'00.227	53.686	2'25.370	177.1	21'47.076
10	10.197	21.320	59.784	53.460	2'24.761	175.9	24'11.837
11	10.065	21.363	1'00.765	53.412	2'25.605	177.1	26'37.442
12	10.036	21.464	1'00.410	53.592	2'25.502	178.2	29'02.944
13	10.080	21.302	1'00.872	53.681	2'25.935	176.5	31'28.879

12 SORDI MASSIMO

Giro	Tratto 1	Tratto 2	Tratto 3	Tratto 4	T. Giro	km/h	Race Time
1	10.090	24.823	1'02.906	53.814	2'31.633	150.9	2'31.633
2	9.474	21.756	1'02.072	53.319	2'26.621	188.5	4'58.254
3	9.569	21.307	1'01.891	53.969	2'26.736	183.4	7'24.990
4	9.633	21.116	1'02.346	54.049	2'27.144	186.8	9'52.134
5	9.584	21.067	1'01.855	54.034	2'26.540	189.8	12'18.674
6	10.415	23.992	1'02.273	53.877	2'30.557	134.6	14'49.231
7	9.877	21.815	1'01.682	54.416	2'27.790	153.2	17'17.021
8	9.710	21.628	1'02.290	53.844	2'27.472	178.8	19'44.493
9	9.652	21.056	1'00.975	53.331	2'25.014	180.0	22'09.507
10	9.603	21.138	1'01.105	53.750	2'25.596	180.9	24'35.103
11	9.787	21.642	1'01.171	54.232	2'26.832	162.4	27'01.935
12	9.561	20.930	1'01.166	53.245	2'24.902	188.5	29'26.837

P = Box In/Out - C = Tempo Invalidato

13	9.541	21.148	1'00.996	53.583	2'25.268	185.9	31'52.105
----	-------	--------	----------	--------	----------	-------	-----------

15 VETTORETTI DANIELE

Giro	Tratto 1	Tratto 2	Tratto 3	Tratto 4	T. Giro	km/h	Race Time
1	11.168	23.653	1'05.558	55.576	2'35.955	149.6	2'35.955
2	10.213	22.035	1'05.684	55.416	2'33.348	178.2	5'09.303
3	10.077	21.977	1'04.685	55.517	2'32.256	178.8	7'41.559
4	10.173	22.285	1'04.901	55.275	2'32.634	178.5	10'14.193
5	10.448	24.464	1'05.530	55.659	2'36.101	146.6	12'50.294
6	10.595	23.801	1'05.124	55.391	2'34.911	148.6	15'25.205
7	10.344	22.878	1'04.905	54.992	2'33.119	159.8	17'58.324
8	10.172	22.653	1'05.035	55.341	2'33.201	177.1	20'31.525
9	10.185	22.573	1'05.808	55.473	2'34.039	177.6	23'05.564
10	10.227	22.563	1'04.654	55.358	2'32.802	175.0	25'38.366
11	10.438	22.359	1'04.579	55.367	2'32.743	163.7	28'11.109
12	10.158	22.450	1'04.124	55.316	2'32.048	165.4	30'43.157
13	10.104	21.791	1'05.223	55.695	2'32.813	176.5	33'15.970

20 GUERRA MASSIMO

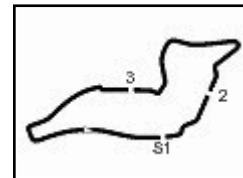
Giro	Tratto 1	Tratto 2	Tratto 3	Tratto 4	T. Giro	km/h	Race Time
1	9.647	21.987	1'00.041	52.174	2'23.849	156.6	2'23.849
2	9.458	20.935	59.847	52.074	2'22.314	185.6	4'46.163
3	9.424	20.833	59.683	52.361	2'22.001	180.9	7'08.464
4	9.484	20.968	59.889	52.108	2'22.449	185.9	9'30.913
5	9.396	20.421	1'00.040	52.117	2'21.974	188.5	11'52.887
6	9.680	21.032	1'00.898	51.782	2'23.392	157.7	14'16.279
7	9.403	20.838	59.984	51.554	2'21.779	180.9	16'38.058
8	9.384	21.600	59.299	51.562	2'21.845	181.5	18'59.903
9	9.343	21.189	59.281	51.398	2'21.211	183.0	21'21.114
10	9.340	20.821	59.809	52.450	2'22.420	191.1	23'43.534
11	9.382	21.022	59.978	52.092	2'22.474	182.7	26'06.008
12	9.429	20.457	59.908	51.501	2'21.295	188.5	28'27.303
13	9.337	20.779	59.351	51.702	2'21.169	190.1	30'48.472
14	9.342	20.523	59.577	52.439	2'21.881	190.8	33'10.353

21 REPETTO BRUNO

Giro	Tratto 1	Tratto 2	Tratto 3	Tratto 4	T. Giro	km/h	Race Time
1	11.120	24.630	1'06.326	56.050	2'38.126	144.4	2'38.126
2	10.024	22.596	1'05.932	56.318	2'34.870	164.7	5'12.996
3	10.137	22.318	1'04.618	56.233	2'33.306	161.9	7'46.302
4	10.096	22.208	1'04.736	55.993	2'33.033	172.3	10'19.335
5	10.458	23.407	1'05.384	56.785	2'36.034	140.3	12'55.369
6	10.401	22.349	1'05.091	55.502	2'33.343	155.2	15'28.712
7	10.155	22.480	1'04.842	56.010	2'33.487	165.9	18'02.199
8	10.143	22.370	1'04.641	55.061	2'32.215	168.8	20'34.414
9	10.059	21.989	1'04.248	55.652	2'31.948	174.8	23'06.362
10	10.033	22.592	1'04.646	54.972	2'32.243	174.2	25'38.605
11	9.884	21.960	1'03.972	54.816	2'30.632	177.6	28'09.237
12	10.146	21.716	1'04.840	55.509	2'32.211	170.1	30'41.448
13	10.184	21.669	1'03.987	55.185	2'31.025	172.3	33'12.473

22 FURIANI ALEXANDER

Giro	Tratto 1	Tratto 2	Tratto 3	Tratto 4	T. Giro	km/h	Race Time
1	9.234	20.918	57.999	50.052	2'18.203	160.0	2'18.203
2	8.916	19.388	56.348	49.395	2'14.407	193.9	4'32.250
3	8.864	19.418	56.235	49.306	2'13.823	203.0	6'46.073
4	8.877	19.156	56.140				



Enzo e Dino Ferrari 4.909 m

Luigi Musso Historic Gran Prix

C.I. Autostoriche 1^a Ragg. - Analisi Tempi Gara

2 / 2

5	13.387	27.016	1'10.626	1'02.528	2'53.557	107.7	14'11.940
6	13.144	26.002	1'10.316	1'02.500	2'51.962	119.1	17'03.902
7	13.090	25.680	1'12.118	1'01.819	2'52.707	127.3	19'56.609
8	13.297	28.029	1'09.960	1'02.372	2'53.658	127.7	22'50.267
9	13.333	25.189	1'10.323	1'03.640	2'52.485	127.4	25'42.752
10	13.309	25.092	1'10.512	1'03.921	2'52.834	124.2	28'35.586
11	13.053	25.033	1'10.236	1'02.251	2'50.573	130.0	31'26.159

25 RITWEGER ALEXANDER

Giro	Tratto 1	Tratto 2	Tratto 3	Tratto 4	T. Giro	km/h	Race Time
1	11.322	24.744	1'06.847	54.839	2'37.752	137.6	2'37.752
2	9.302	21.552	1'04.808	54.580	2'30.242	185.6	5'07.994
3	9.337	21.855	1'04.294	54.644	2'30.130	184.0	7'38.124
4	9.156	21.744	1'03.357	54.136	2'28.393	177.6	10'06.517
5	9.379	22.302	1'03.242	54.446	2'29.369	166.4	12'35.886
6	9.477	22.260	1'04.057	53.236	2'29.030	166.4	15'04.916
7	9.366	22.795	1'03.383	53.570	2'29.114	165.7	17'34.030
8	9.363	21.825	1'02.940	53.295	2'27.423	180.3	20'01.453
9	9.491	22.219	1'01.938	53.771	2'27.419	169.0	22'28.872
10	9.270	21.414	1'03.140	54.781	2'28.605	173.4	24'57.477
11	9.268	21.150	1'03.484	54.757	2'28.659	183.0	27'26.136
12	9.226	21.091	1'01.692	52.912	2'24.921	180.6	29'51.057
13	9.454	21.479	1'02.399	53.747	2'27.079	174.5	32'18.136

27 BENEDINI GIAMPOLO

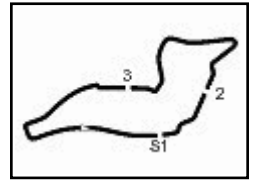
Giro	Tratto 1	Tratto 2	Tratto 3	Tratto 4	T. Giro	km/h	Race Time
1	8.876	20.712	58.073	49.259	2'16.920	164.2	2'16.920
2	8.248	19.732	57.380	48.811	2'14.171	190.1	4'31.091
3	8.109	19.275	57.278	48.674	2'13.336	213.4	6'44.427
4	8.087	19.240	57.141	48.204	2'12.672	212.5	8'57.099
5	8.172	19.769	56.942	48.423	2'13.306	199.6	11'10.405
6	8.554	20.803	56.766	48.657	2'14.780	165.4	13'25.185
7	8.562	20.556	57.019	48.615	2'14.752	167.5	15'39.937
8	8.361	19.948	56.657	48.633	2'13.599	180.3	17'53.536
9	8.292	19.935	56.842	48.616	2'13.685	192.5	20'07.221
10	8.190	20.387	57.137	49.894	2'15.608	195.3	22'22.829
11	8.380	19.869	56.527	48.491	2'13.267	191.5	24'36.096
12	8.322	20.385	57.605	49.534	2'15.846	179.1	26'51.942
13	8.390	20.307	56.799	49.324	2'14.820	185.2	29'06.762
14	8.248	19.917	56.871	50.107	2'15.143	189.5	31'21.905

43 KORBER MATHIAS

Giro	Tratto 1	Tratto 2	Tratto 3	Tratto 4	T. Giro	km/h	Race Time
1	10.035	22.818	1'00.217	52.053	2'25.123	154.3	2'25.123
2	9.264	20.489	1'00.004	51.793	2'21.550	186.5	4'46.673
3	9.180	20.918	59.805	51.962	2'21.865	182.7	7'08.538
4	9.224	20.750	59.655	51.574	2'21.203	184.0	9'29.741
5	9.254	20.474	59.811	51.782	2'21.321	195.6	11'51.062
6	10.125	22.202	1'00.215	51.374	2'23.916	138.5	14'14.978
7	9.494	21.360	59.895	51.419	2'22.168	165.7	16'37.146
8	9.363	21.429	59.914	51.580	2'22.286	174.2	18'59.432
9	9.422	22.129	59.291	51.344	2'22.186	165.9	21'21.618
10	9.238	20.851	59.834	52.297	2'22.220	186.5	23'43.838
11	9.224	21.760	59.294	54.534	2'24.812	180.6	26'08.650
12	9.142	20.655	1'00.014	51.832	2'21.643	184.9	28'30.293
13	9.123	20.683	1'00.006	52.719	2'22.531	191.5	30'52.824
14	9.346	21.148	1'00.922	53.627	2'25.043	173.4	33'17.867

P = Box In/Out - C = Tempo Invalidato



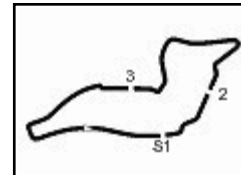


Enzo e Dino Ferrari 4.909 m

Luigi Musso Historic Gran Prix
C.I. Autostoriche 1^a Ragg. - Contagiri Gara

		Giro													
		1	2	3	4	5	6	7	8	9	10	11	12	13	14
Pos.	1	27	27	27	27	27	27	27	27	27	27	27	27	27	27
	2	22	22	22	22	22	22	22	22	22	22	22	22	22	22
	3	20	20	20	43	43	43	43	43	20	20	20	20	20	20
	4	43	43	43	20	20	20	20	20	43	43	43	43	43	43
	5	7	7	7	7	7	7	7	7	7	7	7	7	7	7
	6	12	12	12	12	12	12	12	12	12	12	12	12	12	12
	7	6	6	6	6	25	25	25	25	25	25	25	25	25	25
	8	15	25	25	25	15	15	15	15	15	15	21	21	21	21
	9	25	15	15	15	21	21	21	21	21	21	15	15	15	15
	10	21	21	21	21	3	4	4	4	4	4	4	4	4	4
	11	4	4	3	3	4	3	3	3	3	24	24			
	12	3	3	4	4	24	24	24	24	24	2	2			
	13	24	24	24	24	2	2	2	2	2					
	14	2	2	2	2										
	15	23	23												





Enzo e Dino Ferrari 4.909 m

Luigi Musso Historic Gran Prix

C.I. Autostoriche 2^3^a Ragg. - Velocità Prove di Qualificazione

Miglior Giro:

1	156 VALLE Fabio	Lancia Beta Montecarlo	1'52.847
2	147 SORDI Massimo	Porsche 935 Turbo	1'54.327
3	152 GUERRA Massimo	Porsche 930	1'57.655
4	153 AMBROSO Giovanni	BMW 323i	2'00.687
5	119 CASONI Mario	Porsche 911 3.0	2'02.599
6	114 JELMINI Giacomo	Porsche 911 3.0	2'05.813
7	115 ROSTICCI Riccardo	Porsche 911 3.0	2'06.061
8	95 CORAZZARI Piero	Ford Escort MKI	2'06.234
9	118 BENUSIGLIO Mario	Porsche 911 3.0	2'07.247
10	149 RONCONI Massimo	Porsche 930	2'08.067
11	135 BRASCHI Valerio	Porsche 928 S	2'08.568
12	138 TESSARO Andrea	Fiat X1/9	2'10.688
13	141 ARNALDI Roberto	A.R. GTAm	2'10.698
14	98 MELONI Walter	Ford Escort MKI	2'12.070
15	102 GRASSETTO Pierluigi	Porsche 911 2.7	2'13.224
16	146 MELONI Paolo	BMW CSL	2'13.655
17	120 MALAGUTI Marco	Davrian MK VII	2'15.138
18	123 GIOVANNINI Thomas	Fiat Ritmo 65	2'15.928
19	124 COCCHI Lorenzo	VW Golf GTI	2'16.046
20	90 BARBARO Giancarlo	BMW 2002	2'16.229
21	93 WEINZIERS Albert	A.R. GTAm	2'16.559
22	41 CASTRONOVO Andrea	BMW 2002	2'16.617
23	104 ZORZI Gioroio	Porsche 911 G Coupe'	2'17.002
24	92 DEL NIBBIO Massimiliano	BMW 2002 Ti	2'17.173
25	39 RITTWEGER Alexander	A.R. GTA	2'17.588
26	42 SALA Mario	Porsche 911	2'17.972
27	129 CRUCIANI Eliseo	BMW 323i	2'18.650
28	81 VETTORETTI Daniele	Mini Cooper S	2'18.716
29	106 CHIARAMONTE BORDONARO R	A.R. Giulia GTA 1600	2'20.083
30	134 BRACALENTE Alessandro	Porsche 928 S	2'20.605
31	128 PIATTO Roberto	Fiat Ritmo 75	2'21.251
32	107 LONARDI Roberto	Lotus Europa	2'22.993
33	45 TESSARO Francesco	Abarth 1000 TCR	2'24.031
34	83 ERMINI Roberto	A.R. GT Junior 1.6	2'24.141
35	84 PRALLER Peter	A.R. Giulia Super	2'24.152
36	53 LILLI Mauro	A.R. GTV 2000	2'25.228
37	96 FRISONE Francesco	A.R. GTV 2000	2'27.790
38	99 PELLIZZARI Arnaldo	Lotus Elan	2'28.610
39	143 MIRA Roberto	A.R. Giulia GTV	2'28.744
40	140 IACOANGELI Marco	A.R. GTV 1750	2'29.883
41	55 ZWEIFLER Wolf	A.R. GTV 2000	2'30.167
42	137 CANTU' Umberto	A.R. Alfusud TI	2'32.710
43	44 JELMINI Felice	A.R. GT 1300 J	2'36.849
44	101 GABRIELLI Eugenio	Lancia Fulvia GTS 1300	2'45.279
45	40 LELLI Lorenzo	A112	2'49.080

Velocità

1	147 SORDI Massimo	Porsche 935 Turbo	252.2
2	152 GUERRA Massimo	Porsche 930	245.3
3	156 VALLE Fabio	Lancia Beta Montecarlo	241.5
4	119 CASONI Mario	Porsche 911 3.0	225.8
5	115 ROSTICCI Riccardo	Porsche 911 3.0	224.0
6	114 JELMINI Giacomo	Porsche 911 3.0	220.8
7	149 RONCONI Massimo	Porsche 930	220.8
8	102 GRASSETTO Pierluigi	Porsche 911 2.7	218.5
9	135 BRASCHI Valerio	Porsche 928 S	214.2
10	141 ARNALDI Roberto	A.R. GTAm	212.1
11	118 BENUSIGLIO Mario	Porsche 911 3.0	210.5
12	95 CORAZZARI Piero	Ford Escort MKI	208.4
13	153 AMBROSO Giovanni	BMW 323i	208.4
14	134 BRACALENTE Alessandro	Porsche 928 S	208.0
15	42 SALA Mario	Porsche 911	206.5
16	98 MELONI Walter	Ford Escort MKI	206.5
17	146 MELONI Paolo	BMW CSL	203.0
18	93 WEINZIERS Albert	A.R. GTAm	199.6
19	120 MALAGUTI Marco	Davrian MK VII	199.6
20	104 ZORZI Gioroio	Porsche 911 G Coupe'	197.8
21	138 TESSARO Andrea	Fiat X1/9	195.3
22	90 BARBARO Giancarlo	BMW 2002	194.9
23	41 CASTRONOVO Andrea	BMW 2002	194.6
24	124 COCCHI Lorenzo	VW Golf GTI	194.2
25	92 DEL NIBBIO Massimiliano	BMW 2002 Ti	193.5
26	129 CRUCIANI Eliseo	BMW 323i	189.8
27	53 LILLI Mauro	A.R. GTV 2000	187.2
28	123 GIOVANNINI Thomas	Fiat Ritmo 65	184.3
29	107 LONARDI Roberto	Lotus Europa	183.4
30	106 CHIARAMONTE BORDONARO R	A.R. Giulia GTA 1600	182.4
31	55 ZWEIFLER Wolf	A.R. GTV 2000	182.4
32	81 VETTORETTI Daniele	Mini Cooper S	181.8
33	83 ERMINI Roberto	A.R. GT Junior 1.6	181.2
34	39 RITTWEGER Alexander	A.R. GTA	178.8
35	84 PRALLER Peter	A.R. Giulia Super	177.9
36	128 PIATTO Roberto	Fiat Ritmo 75	176.8
37	45 TESSARO Francesco	Abarth 1000 TCR	175.3
38	140 IACOANGELI Marco	A.R. GTV 1750	172.5
39	137 CANTU' Umberto	A.R. Alfusud TI	171.4
40	99 PELLIZZARI Arnaldo	Lotus Elan	171.4
41	143 MIRA Roberto	A.R. Giulia GTV	169.6
42	96 FRISONE Francesco	A.R. GTV 2000	165.9
43	139 CAPPELLARI Daniele	Fiat X1/9	164.7
44	101 GABRIELLI Eugenio	Lancia Fulvia GTS 1300	156.3
45	44 JELMINI Felice	A.R. GT 1300 J	155.4
46	40 LELLI Lorenzo	A112	143.3

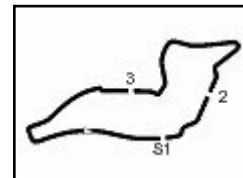
Tratto	1	
1	152 GUERRA M.	6.845
2	147 SORDI M.	6.894
3	156 VALLE F.	7.084
4	153 AMBROSO G.	7.425
5	149 RONCONI M.	7.668
6	119 CASONI M.	7.797
7	114 JELMINI G.	7.925
8	118 BENUSIGLIO M.	7.980
9	115 ROSTICCI R.	7.988
10	146 MELONI P.	8.317
11	102 GRASSETTO P.	8.413
12	104 ZORZI G.	8.466
13	98 MELONI W.	8.487
14	135 BRASCHI V.	8.496
15	95 CORAZZARI P.	8.520
16	141 ARNALDI R.	8.565
17	42 SALA M.	8.802
18	134 BRACALENTE A.	8.870
19	120 MALAGUTI M.	8.990
20	92 DEL NIBBIO M.	9.026
21	41 CASTRONOVO A.	9.030
22	93 WEINZIERS A.	9.062
23	90 BARBARO G.	9.101
24	138 TESSARO A.	9.160
25	124 COCCHI L.	9.245
26	106 CHIARAMONTE B	9.380
27	39 RITTWEGER A.	9.531
28	129 CRUCIANI E.	9.602
29	107 LONARDI R.	9.640
30	53 LILLI M.	9.653
31	83 ERMINI R.	9.760
32	123 GIOVANNINI T.	9.771
33	84 PRALLER P.	9.818
34	99 PELLIZZARI A.	9.825
35	81 VETTORETTI D.	9.872
36	55 ZWEIFLER W.	9.970
37	139 CAPPELLARI D.	10.088
38	45 TESSARO F.	10.185
39	128 PIATTO R.	10.194
40	140 IACOANGELI M.	10.357
41	96 FRISONE F.	10.428
42	137 CANTU' U.	10.502
43	143 MIRA R.	10.541
44	101 GABRIELLI E.	11.608
45	44 JELMINI F.	11.653
46	40 LELLI L.	12.607

Tratto	2	
1	156 VALLE F.	16.417
2	147 SORDI M.	16.578
3	152 GUERRA M.	17.183
4	119 CASONI M.	17.338
5	153 AMBROSO G.	17.664
6	95 CORAZZARI P.	18.188
7	114 JELMINI G.	18.224
8	115 ROSTICCI R.	18.380
9	118 BENUSIGLIO M.	18.398
10	135 BRASCHI V.	18.509
11	138 TESSARO A.	18.538
12	149 RONCONI M.	18.804
13	141 ARNALDI R.	18.948
14	102 GRASSETTO P.	19.013
15	146 MELONI P.	19.075
16	120 MALAGUTI M.	19.131
17	123 GIOVANNINI T.	19.202
18	98 MELONI W.	19.219
19	90 BARBARO G.	19.339
20	134 BRACALENTE A.	19.518
21	124 COCCHI L.	19.542
22	93 WEINZIERS A.	19.615
23	42 SALA M.	19.640
24	39 RITTWEGER A.	19.675
25	41 CASTRONOVO A.	19.691
26	92 DEL NIBBIO M.	19.710
27	128 PIATTO R.	19.744
28	129 CRUCIANI E.	19.837
29	106 CHIARAMONTE B	19.877
30	139 CAPPELLARI D.	19.989
31	104 ZORZI G.	20.001
32	45 TESSARO F.	20.043
33	81 VETTORETTI D.	20.316
34	83 ERMINI R.	20.339
35	53 LILLI M.	20.403
36	107 LONARDI R.	20.646
37	84 PRALLER P.	20.750
38	96 FRISONE F.	20.880
39	143 MIRA R.	20.964
40	140 IACOANGELI M.	21.532
41	55 ZWEIFLER W.	21.633
42	137 CANTU' U.	21.662
43	99 PELLIZZARI A.	21.722
44	44 JELMINI F.	22.275
45	101 GABRIELLI E.	23.331
46	40 LELLI L.	23.478
47	109 DAMIANI A.	28.118

Tratto	3	
1	156 VALLE F.	47.378
2	147 SORDI M.	47.623
3	152 GUERRA M.	50.074
4	119 CASONI M.	50.601
5	153 AMBROSO G.	51.443
6	95 CORAZZARI P.	52.782
7	114 JELMINI G.	52.801
8	115 ROSTICCI R.	53.104
9	118 BENUSIGLIO M.	53.679
10	138 TESSARO A.	54.252
11	135 BRASCHI V.	54.279
12	141 ARNALDI R.	54.555
13	149 RONCONI M.	54.570
14	98 MELONI W.	56.140
15	146 MELONI P.	56.382
16	124 COCCHI L.	56.437
17	120 MALAGUTI M.	56.480
18	123 GIOVANNINI T.	56.563
19	92 DEL NIBBIO M.	56.697
20	102 GRASSETTO P.	56.737
21	93 WEINZIERS A.	56.863
22	90 BARBARO G.	56.959
23	39 RITTWEGER A.	57.462
24	42 SALA M.	57.500
25	81 VETTORETTI D.	57.580
26	134 BRACALENTE A.	57.686
27	129 CRUCIANI E.	57.777
28	41 CASTRONOVO A.	57.857
29	106 CHIARAMONTE B	58.680
30	139 CAPPELLARI D.	58.728
31	104 ZORZI G.	59.074
32	128 PIATTO R.	59.434
33	107 LONARDI R.	59.452
34	45 TESSARO F.	59.717
35	83 ERMINI R.	1'00.400
36	53 LILLI M.	1'00.630
37	84 PRALLER P.	1'01.106
38	143 MIRA R.	1'01.544
39	96 FRISONE F.	1'01.558
40	140 IACOANGELI M.	1'02.246
41	137 CANTU' U.	1'02.689
42	55 ZWEIFLER W.	1'03.152
43	99 PELLIZZARI A.	1'03.941
44	44 JELMINI F.	1'04.859
45	109 DAMIANI A.	1'07.099
46	101 GABRIELLI E.	1'09.398
47	40 LELLI L.	1'09.967

Tratto	4	
1	156 VALLE F.	41.916
2	147 SORDI M.	42.417
3	152 GUERRA M.	43.008
4	153 AMBROSO G.	44.155
5	119 CASONI M.	45.603
6	149 RONCONI M.	45.663
7	118 BENUSIGLIO M.	46.104
8	114 JELMINI G.	46.446
9	95 CORAZZARI P.	46.450
10	115 ROSTICCI R.	46.545
11	135 BRASCHI V.	46.954
12	141 ARNALDI R.	47.676
13	98 MELONI W.	47.943
14	138 TESSARO A.	48.318
15	102 GRASSETTO P.	48.507
16	120 MALAGUTI M.	48.632
17	104 ZORZI G.	49.118
18	146 MELONI P.	49.590
19	124 COCCHI L.	49.611
20	41 CASTRONOVO A.	49.957
21	123 GIOVANNINI T.	49.979
22	92 DEL NIBBIO M.	50.117
23	81 VETTORETTI D.	50.156
24	90 BARBARO G.	50.182
25	93 WEINZIERS A.	50.539
26	42 SALA M.	50.596
27	39 RITTWEGER A.	50.625
28	134 BRACALENTE A.	51.316
29	129 CRUCIANI E.	51.332
30	106 CHIARAMONTE B	51.444
31	128 PIATTO R.	51.820
32	84 PRALLER P.	51.862
33	45 TESSARO F.	52.330
34	107 LONARDI R.	52.783
35	53 LILLI M.	52.817
36	83 ERMINI R.	52.830
37	99 PELLIZZARI A.	53.111
38	139 CAPPELLARI D.	53.155
39	96 FRISONE F.	53.513
40	143 MIRA R.	54.239
41	140 IACOANGELI M.	54.581
42	55 ZWEIFLER W.	54.915
43	137 CANTU' U.	55.515
44	44 JELMINI F.	57.345
45	101 GABRIELLI E.	1'00.279
46	40 LELLI L.	1'01.793





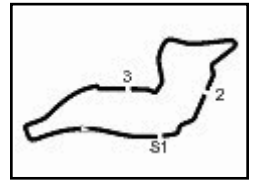
Luigi Musso Historic Gran Prix

C.I. Autostoriche 2[^]3[^] Ragg. - Ideal Time Prove di Qualificazione

Enzo e Dino Ferrari 4.909 m

Num. Concorrente	Auto	Tratto 1	Tratto 2	Tratto 3	Tratto 4	Ideal Time	Tempo Ufficiale	Pos.	Diff.
1 156 VALLE F.	Lancia Beta Montecarlo	7.084	16.417	47.378	41.916	1'52.795	1'52.847	1	0.052
2 147 SORDI M.	Porsche 935 Turbo	6.894	16.578	47.623	42.417	1'53.512	1'54.327	2	0.815
3 152 GUERRA M.	Porsche 930	6.845	17.183	50.074	43.008	1'57.110	1'57.655	3	0.545
4 153 AMBROSO G.	BMW 323i	7.425	17.664	51.443	44.155	2'00.687	2'00.687	4	0.000
5 119 CASONI M.	Porsche 911 3.0	7.797	17.338	50.601	45.603	2'01.339	2'02.599	5	1.260
6 114 JELMINI G.	Porsche 911 3.0	7.925	18.224	52.801	46.446	2'05.396	2'05.813	6	0.417
7 95 CORAZZARI P.	Ford Escort MKI	8.520	18.188	52.782	46.450	2'05.940	2'06.234	8	0.294
8 115 ROSTICCI R.	Porsche 911 3.0	7.988	18.380	53.104	46.545	2'06.017	2'06.061	7	0.044
9 118 BENUSIGLIO M.	Porsche 911 3.0	7.980	18.398	53.679	46.104	2'06.161	2'07.247	9	1.086
10 149 RONCONI M.	Porsche 930	7.668	18.804	54.570	45.663	2'06.705	2'08.067	10	1.362
11 135 BRASCHI V.	Porsche 928 S	8.496	18.509	54.279	46.954	2'08.238	2'08.568	11	0.330
12 141 ARNALDI R.	A.R. GTAm	8.565	18.948	54.555	47.676	2'09.744	2'10.698	13	0.954
13 138 TESSARO A.	Fiat X1/9	9.160	18.538	54.252	48.318	2'10.268	2'10.688	12	0.420
14 98 MELONI W.	Ford Escort MKI	8.487	19.219	56.140	47.943	2'11.789	2'12.070	14	0.281
15 102 GRASSETTO P.	Porsche 911 2.7	8.413	19.013	56.737	48.507	2'12.670	2'13.224	15	0.554
16 120 MALAGUTI M.	Davrian MK VII	8.990	19.131	56.480	48.632	2'13.233	2'15.138	17	1.905
17 146 MELONI P.	BMW CSL	8.317	19.075	56.382	49.590	2'13.364	2'13.655	16	0.291
18 124 COCCHI L.	VW Golf GTI	9.245	19.542	56.437	49.611	2'14.835	2'16.046	19	1.211
19 123 GIOVANNINI T.	Fiat Ritmo 65	9.771	19.202	56.563	49.979	2'15.515	2'15.928	18	0.413
20 92 DEL NIBBIO M.	BMW 2002 Ti	9.026	19.710	56.697	50.117	2'15.550	2'17.173	24	1.623
21 90 BARBARO G.	BMW 2002	9.101	19.339	56.959	50.182	2'15.581	2'16.229	20	0.648
22 93 WEINZIERER A.	A.R. GTAm	9.062	19.615	56.863	50.539	2'16.079	2'16.559	21	0.480
23 41 CASTRONOVO A.	BMW 2002	9.030	19.691	57.857	49.957	2'16.535	2'16.617	22	0.082
24 42 SALA M.	Porsche 911	8.802	19.640	57.500	50.596	2'16.538	2'17.972	26	1.434
25 104 ZORZI G.	Porsche 911 G Coupe'	8.466	20.001	59.074	49.118	2'16.659	2'17.002	23	0.343
26 39 RITTWEGGER A.	A.R. GTA	9.531	19.675	57.462	50.625	2'17.293	2'17.588	25	0.295
27 134 BRACALENTI A.	Porsche 928 S	8.870	19.518	57.686	51.316	2'17.390	2'20.605	30	3.215
28 81 VETTORETTI D.	Mini Cooper S	9.872	20.316	57.580	50.156	2'17.924	2'18.716	28	0.792
29 129 CRUCIANI E.	BMW 323i	9.602	19.837	57.777	51.332	2'18.548	2'18.650	27	0.102
30 106 CHIARAMONTE BORDONAR	A.R. Giulia GTA 1600	9.380	19.877	58.680	51.444	2'19.381	2'20.083	29	0.702
31 128 PIATTO R.	Fiat Ritmo 75	10.194	19.744	59.434	51.820	2'21.192	2'21.251	31	0.059
32 45 TESSARO F.	Abarth 1000 TCR	10.185	20.043	59.717	52.330	2'22.275	2'24.031	33	1.756
33 107 LONARDI R.	Lotus Europa	9.640	20.646	59.452	52.783	2'22.521	2'22.993	32	0.472
34 83 ERMINI R.	A.R. GT Junior 1.6	9.760	20.339	1'00.400	52.830	2'23.329	2'24.141	34	0.812
35 53 LILLI M.	A.R. GTV 2000	9.653	20.403	1'00.630	52.817	2'23.503	2'25.228	36	1.725
36 84 PRALLER P.	A.R. Giulia Super	9.818	20.750	1'01.106	51.862	2'23.536	2'24.152	35	0.616
37 96 FRISONE F.	A.R. GTV 2000	10.428	20.880	1'01.558	53.513	2'26.379	2'27.790	37	1.411
38 143 MIRA R.	A.R. Giulia GTV	10.541	20.964	1'01.544	54.239	2'27.288	2'28.744	39	1.456
39 99 PELLIZZARI A.	Lotus Elan	9.825	21.722	1'03.941	53.111	2'28.599	2'28.610	38	0.011
40 140 IACOANGELI M.	A.R. GTV 1750	10.357	21.532	1'02.246	54.581	2'28.716	2'29.883	40	1.167
41 55 ZWEIFLER W.	A.R. GTV 2000	9.970	21.633	1'03.152	54.915	2'29.670	2'30.167	41	0.497
42 137 CANTU' U.	A.R. Alfasud TI	10.502	21.662	1'02.689	55.515	2'30.368	2'32.710	42	2.342
43 44 JELMINI F.	A.R. GT 1300 J	11.653	22.275	1'04.859	57.345	2'36.132	2'36.849	43	0.717
44 101 GABRIELLI E.	Lancia Fulvia GTS 13	11.608	23.331	1'09.398	1'00.279	2'44.616	2'45.279	44	0.663
45 40 LELLI L.	A112	12.607	23.478	1'09.967	1'01.793	2'47.845	2'49.080	45	1.235
Ideal Time Assoluto		6.845	16.417	47.378	41.916	1'52.556			





Enzo e Dino Ferrari 4.909 m

Luigi Musso Historic Gran Prix

C.I. Autostoriche 2^3^ Ragg. - Analisi Tempi Prove di Qualificazione

39 Rittweger Alexander							
Giro	Tratto 1	Tratto 2	Tratto 3	Tratto 4	T. Giro	km/h	Local Time
1	10.002	21.395	1'01.125	52.399	2'24.921	166.4	12:18'33.716
2	9.786	20.003	59.784	51.699	2'21.272	177.6	12:20'54.988
3	9.903	22.038	58.098	51.295	2'21.334	169.6	12:23'16.322
4	9.921	19.971	58.857	50.949	2'19.698	178.5	12:25'36.020
5	9.924	20.234	57.571	51.126	2'18.855	175.9	12:27'54.875
6	10.100	19.953	59.522	5'01.273	6'30.848 P	166.7	12:34'25.723
7	19.513	24.012	59.798	52.051	2'35.374 P	125.2	12:37'01.097
8	9.802	19.951	58.177	50.625	2'18.555	176.2	12:39'19.652
9	9.777	19.781	58.010	52.737	2'20.305	175.6	12:41'39.957
10	9.877	20.647	57.462	50.821	2'18.807	174.2	12:43'58.764
11	9.531	19.675	57.550	50.832	2'17.588	178.8	12:46'16.352

40 Lelli Lorenzo							
Giro	Tratto 1	Tratto 2	Tratto 3	Tratto 4	T. Giro	km/h	Local Time
1	12.985	26.279	1'15.769	1'05.042			12:16'09.510
2	12.828	25.206	1'11.497	1'03.420	2'53.108	138.2	12:19'02.618
3	12.779	24.063	1'10.802	1'01.793	2'49.437	141.4	12:24'42.554
4	12.787	23.998	1'10.460	1'01.835	2'49.080	140.3	12:27'31.634
5	12.750	23.478	1'09.967	3'04.776	4'50.971 P	141.8	12:32'22.605
6	1'45.957	27.517	1'16.479	1'05.675	4'35.628 P	103.9	12:36'58.233
7	12.609	25.643	1'13.669	1'04.514	2'56.435	142.0	12:39'54.668
8	12.812	25.069	1'14.140	1'05.483	2'57.504	140.3	12:42'52.172
9	12.668	24.560	1'14.030	1'04.572	2'55.830	142.0	12:45'48.002
10	12.607	24.630	1'12.512	1'03.746	2'53.495	143.3	12:48'41.497

41 Castronovo Andrea							
Giro	Tratto 1	Tratto 2	Tratto 3	Tratto 4	T. Giro	km/h	Local Time
1	21.498	23.396	1'02.734	51.678	2'39.306 P	115.5	12:15'13.328
2	9.212	20.635	59.570	50.550	2'19.967	173.1	12:20'12.601
3	9.095	20.350	57.897	50.688	2'18.030	180.6	12:22'30.631
4	9.089	20.318	1'00.752	2'14.019	3'44.178 P	183.7	12:26'14.809
5	21.914	22.308	1'00.078	52.270	2'36.570 P	126.8	12:28'51.379
6	9.146	19.958	1'14.837	2'03.697	3'47.638 P	182.4	12:32'39.017
7	1'37.192	22.860	58.973	50.752	3'49.777 P	131.0	12:36'28.794
8	9.156	20.088	58.844	50.198	2'18.286	171.7	12:38'47.080
9	9.081	20.557	59.372	56.090	2'25.100	193.9	12:41'12.180
10	9.270	20.087	57.973	50.970	2'18.300	185.2	12:43'30.480
11	9.112	19.691	57.857	49.957	2'16.617	194.6	12:45'47.097
12	9.030	19.990	58.218	50.500	2'17.738	192.8	12:48'04.835

42 Sala Mario							
Giro	Tratto 1	Tratto 2	Tratto 3	Tratto 4	T. Giro	km/h	Local Time
1	25.514	22.409	1'01.137	51.971	2'41.031 P	125.1	12:14'48.704
2	9.051	20.335	59.670	51.364	2'20.420	190.5	12:19'50.155
3	8.846	20.459	57.500	51.167	2'17.972	201.5	12:22'08.127
4	8.802	21.273	58.342	50.596	2'19.013	206.5	12:24'27.140
5	8.854	20.333	57.920	51.969	2'19.076	194.9	12:26'46.216
6	8.847	19.804	58.989	50.616	2'18.256	205.7	12:29'04.472
7	8.935	19.640	1'04.030	4'23.930	5'56.535 P	204.5	12:35'01.007
8	24.083	23.144	1'03.762	52.769	2'43.758 P	116.7	12:37'44.765
9	9.334	20.517	1'01.743	53.364	2'24.958	198.1	12:40'09.723

44 Trebbi Giacomo							
Giro	Tratto 1	Tratto 2	Tratto 3	Tratto 4	T. Giro	km/h	Local Time
1	27.245	25.903	1'11.279	1'03.373	3'07.800 P	103.8	12:14'24.526
2	12.189	23.325	1'06.770	57.695	2'39.979	150.3	12:17'32.326
3	11.872	23.040	1'04.859	57.694	2'37.465	154.8	12:20'12.305
4	11.838	22.826	1'05.208	57.345	2'37.217	155.2	12:22'49.770
5	11.653	22.275	1'05.277	57.644	2'36.849	155.4	12:25'26.987
6							12:28'03.836

45 Tessaro Francesco							
Giro	Tratto 1	Tratto 2	Tratto 3	Tratto 4	T. Giro	km/h	Local Time
1	25.696	23.542	1'02.610	53.909	2'45.757 P	109.5	12:13'45.122
2	10.446	21.354	1'00.178	53.791	2'25.769	169.6	12:16'30.879
3	10.185	21.121	1'00.510	52.848	2'24.664	172.0	12:18'56.648
4	10.206	20.523	1'00.688	53.777	2'25.194	175.3	12:21'21.312
5	10.205	20.828	1'00.668	52.330	2'24.031	175.0	12:23'46.506
6	10.193	21.506	59.717	52.637	2'24.053	172.8	12:26'10.537
7	10.330	20.043	1'09.019	4'21.231	6'00.623 P	171.7	12:28'34.590
8	23.097	23.721	1'06.904	56.256	2'49.978 P	113.4	12:34'35.213
9							12:37'25.191

9	10.501	22.014	1'05.764	56.580	2'34.859	169.3	12:40'00.050
---	--------	--------	----------	--------	----------	-------	--------------

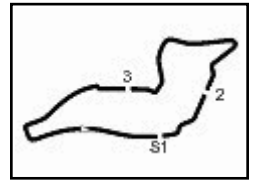
53 Lilli Mauro							
Giro	Tratto 1	Tratto 2	Tratto 3	Tratto 4	T. Giro	km/h	Local Time
1	25.039	24.362	1'06.365	57.423	2'53.189 P	102.9	12:15'32.271
2	10.052	23.951	1'06.611	55.000	2'35.614	168.8	12:18'25.460
3	10.058	21.028	1'02.967	53.905	2'27.958	161.2	12:21'01.074
4	9.759	21.465	1'02.598	53.783	2'27.605	179.4	12:23'29.032
5	9.798	20.704	1'04.122	52.817	2'27.441	178.8	12:25'56.637
6	9.711	20.403	1'03.459	2'28.847	4'02.420 P	181.8	12:28'24.078
7	1'43.821	24.626	1'02.892	53.686	4'05.025 P	114.7	12:32'26.498
8	10.019	23.468	1'01.908	53.638	2'29.033	169.3	12:36'31.523
9	9.789	21.385	1'00.630	53.485	2'25.289	168.8	12:39'00.556
10	9.787	20.949	1'01.062	53.624	2'25.422	182.1	12:41'25.845
11	9.715	22.037	1'02.313	53.073	2'27.138	184.6	12:43'51.267
12	9.653	20.731	1'01.171	53.673	2'25.228	187.2	12:46'18.405

55 Handels GmbH							
Giro	Tratto 1	Tratto 2	Tratto 3	Tratto 4	T. Giro	km/h	Local Time
1			1'05.670	55.902	2'35.239		12:16'09.184
2	10.070	21.976	1'04.994	55.562	2'32.602	181.2	12:18'44.423
3	9.970	23.136	1'04.448	55.085	2'32.639	180.9	12:21'17.025
4	10.122	21.912	1'04.165	55.096	2'31.295	172.5	12:23'49.664
5	10.164	21.633	1'03.472	57.557	2'32.826	175.6	12:26'20.959
6	11.730	22.887	1'26.412	3'41.861	5'42.890 P	162.9	12:28'53.785
7	22.252	23.708	1'05.227	55.088	2'46.275 P	115.3	12:34'36.675
8	10.063	23.189	1'06.780	54.948	2'34.978	182.4	12:37'22.950
9	10.082	23.617	1'03.271	54.915	2'31.885	177.6	12:39'57.928
10	10.087	21.812	1'03.152	55.116	2'30.167	178.8	12:42'29.813
11	10.177	21.890	1'05.177	55.185	2'32.429	172.3	12:44'59.980
12							12:47'32.409

81 Vettoretti Daniele							
Giro	Tratto 1	Tratto 2	Tratto 3	Tratto 4	T. Giro	km/h	Local Time
1		25.518	1'07.919	56.661		117.5	12:16'14.455
2	10.468	23.087	1'04.514	55.312	2'33.381	165.2	12:18'47.836
3	10.039	21.818	1'02.775	54.843	2'29.475	179.4	12:21'17.311
4	9.872	21.159	1'02.619	53.285	2'26.935	180.3	12:23'44.246
5	10.032	21.436	1'03.195	2'50.519	4'25.182 P	179.7	12:26'09.428
6	26.776	22.853	1'07.178	1'57.839	3'54.646 P	118.6	12:28'04.074
7	1'53.483	22.720	1'00.155	51.894	4'08.252 P	121.1	12:31'12.326
8	10.036	21.387	1'00.155	50.156	2'19.159	168.2	12:36'12.326
9	9.890	20.470	57.719	50.637	2'18.716	181.8	12:38'31.485
10							12:40'50.201

83 Ermini Roberto							
Giro	Tratto 1	Tratto 2	Tratto 3	Tratto 4	T. Giro	km/h	Local Time
1		28.295	1'13.462	59.621		104.2	12:16'06.528
2	10.883	22.981	1'06.528	55.665	2'36.057	148.8	12:18'42.585
3	10.069	20.819	1'02.065	54.394	2'27.347	179.7	12:21'09.932
4	10.033	21.302	1'03.012	54.617	2'28.964	175.0	12:23'38.896
5	10.108	21.693	1'03.450	2'10.462	3'45.713 P	162.9	12:27'24.609
6	18.756	21.854	1'02.258	1'36.705	3'19.573 P	119.7	12:30'44.182
7	3'08.389	21.766	1'00.612	53.858	5'24.625 P	117.7	12:36'08.807
8	9.956	21.023	1'01.949	52.830	2'25.758	166.2	12:38'34.565
9	9.814	20.339	1'01.081	53.707	2'24.941	177.6	12:40'09.506
10	9.760	20.601	1'00.400	54.718	2'25.479	175.0	12:42'34.985
11	9.894	20.419	1'00.796	53.032	2'24.141	176.2	12:45'49.126
12	9.771	20.929	1'00.983	52.964	2'24.647	181.2	12:48'13.773

84 Praller Peter							
Giro	Tratto 1	Tratto 2	Tratto 3	Tratto 4	T. Giro	km/h	Local Time
1	10.661	22.978	1'07.545	55.771	2'36.955	154.8	12:16'18.396
2	10.092	21.748	1'02.913	53.003	2'27.756	159.3	12:18'55.351
3	9.908	21.119	1'01.714	53.661	2'26.402	174.2	12:21'23.107
4	9.818	20.750	1'01.106	53.176	2'24.850		



Enzo e Dino Ferrari 4.909 m

Luigi Musso Historic Gran Prix

C.I. Autostoriche 2^3^ Ragg. - Analisi Tempi Prove di Qualificazione

7	1'32.262	24.754	1'04.796	57.587	3'59.399 P	131.4	12:36'45.848
8	9.475	21.141	58.982	50.340	2'19.938	175.6	12:39'05.786
9	9.101	19.625	57.669	50.538	2'16.933	194.9	12:41'22.719
10	9.267	21.416	59.877	51.452	2'22.012	185.9	12:43'44.731
11	9.202	19.656	57.130	52.739	2'18.727	192.1	12:46'03.458
12	11.288	22.305	59.822	50.969	2'24.384	156.8	12:48'27.842

92 Del Nibbio Massimiliano							
Giro	Tratto 1	Tratto 2	Tratto 3	Tratto 4	T. Giro	km/h	Local Time
							12:15'43.541
1	25.154	26.830	1'08.260	53.535	2'53.779 P		12:18'37.320
2	9.031	19.716	58.309	50.117	2'17.173	193.5	12:20'54.493
3	9.155	20.109	57.772	51.278	2'18.314	190.8	12:23'12.807
4	9.026	19.710	59.984	50.487	2'19.207	193.2	12:25'32.014
5	9.084	19.737	56.697	1'06.607	2'32.125	185.2	12:28'04.139
6	9.257	20.015	58.484	3'09.876	4'37.632 P	187.2	12:32'41.771
7	1'35.854	23.832	1'02.940	51.975	3'54.601 P	124.9	12:36'36.372
8	9.634	22.425	1'03.648	53.036	2'28.743	153.9	12:39'05.115
9	9.907	21.407	1'01.187	51.663	2'24.163	163.7	12:41'29.278
10	9.607	21.167	1'00.118	52.669	2'23.561	171.4	12:43'52.839
11	9.354	21.216	1'00.901	51.900	2'23.371	169.6	12:46'16.210
12	9.654	20.581	1'01.222	52.633	2'24.090	172.8	12:48'40.300

93 Weinzierl Albert							
Giro	Tratto 1	Tratto 2	Tratto 3	Tratto 4	T. Giro	km/h	Local Time
							12:18'31.588
1	9.262	19.946	58.415	50.888	2'18.511	184.3	12:20'50.099
2	9.192	19.615	57.543	51.636	2'17.986	194.2	12:23'08.085
3	9.168	19.696	58.221	50.539	2'17.624	199.6	12:25'25.709
4	9.062	19.884	56.863	50.750	2'16.559	177.1	12:27'42.268
5	10.596	24.106	1'05.050	9'20.675	11'00.427 P	141.4	12:38'42.695

95 Corazzari Piero							
Giro	Tratto 1	Tratto 2	Tratto 3	Tratto 4	T. Giro	km/h	Local Time
							12:15'38.138
1	28.719	27.324	1'08.031	54.785	2'58.859 P	106.9	12:18'36.997
2	10.361	21.014	1'02.429	50.981	2'24.785	143.5	12:21'01.782
3	9.018	19.327	55.761	50.707	2'14.813	179.7	12:23'16.595
4	8.768	19.007	55.706	3'05.686	4'29.167 P	181.8	12:27'45.762
5	24.110	20.017	1'07.762	1'59.571	3'51.460 P	144.0	12:31'37.222
6	2'16.764	22.150	54.227	48.143	4'21.284 P	127.1	12:35'58.506
7	8.662	18.340	52.782	46.450	2'06.234	202.2	12:38'04.740
8	8.520	18.188	53.151	46.487	2'06.346	208.4	12:40'11.086
9	8.847	21.081	1'05.584	52.772	2'28.284	171.7	12:42'39.370

96 Frisone Francesco							
Giro	Tratto 1	Tratto 2	Tratto 3	Tratto 4	T. Giro	km/h	Local Time
							12:15'17.641
1	27.276	25.205	1'03.787	54.711	2'50.979 P		12:18'08.620
2	11.229	21.490	1'01.558	53.513	2'27.790	156.8	12:20'36.410
3	10.814	20.880	1'01.674	2'46.267	4'19.635 P	163.2	12:24'56.045
4	24.635	24.294	1'04.567	55.416	2'48.912 P	108.3	12:27'44.957
5	10.428	23.672	1'04.411	2'52.793	4'31.304 P	157.7	12:32'16.261
6	1'46.965	24.476	1'05.766	55.183	4'12.390 P	124.1	12:36'28.651
7	10.498	22.445	1'04.633	54.622	2'32.198	161.2	12:39'00.849
8	10.519	21.785	1'06.012	54.924	2'33.240	165.9	12:41'34.089
9	10.708	22.581	1'02.818	56.342	2'32.449	160.7	12:44'06.538

98 W&D Racing Team							
Giro	Tratto 1	Tratto 2	Tratto 3	Tratto 4	T. Giro	km/h	Local Time
							12:17'12.839
1	22.066	26.636	1'07.751	1'57.553		107.3	12:17'12.839
2	9.389	22.483	59.449	51.552	2'35.550 P	141.8	12:19'48.389
3	8.696	20.613	56.931	49.491	2'16.424	168.8	12:22'04.813
4	8.591	20.177	56.450	48.806	2'14.129	179.4	12:24'18.942
5	8.591	19.418	56.199	48.499	2'12.707	197.0	12:26'31.649
6	8.755	19.726	56.638	49.535	2'14.654	184.3	12:28'46.303
7	9.164	20.002	1'04.569	4'46.132	6'19.867 P	180.0	12:35'06.170
8	22.783	22.422	58.680	49.539	2'33.424 P	119.9	12:37'39.594
9	8.530	19.808	56.295	48.847	2'13.480	198.1	12:39'53.074
10	8.629	19.358	56.140	47.943	2'12.070	206.5	12:42'05.144

99 Pellizzari Arnaldo							
Giro	Tratto 1	Tratto 2	Tratto 3	Tratto 4	T. Giro	km/h	Local Time
							12:13'59.016
1	24.234	28.855	1'15.049	1'02.927	3'11.065 P		12:17'10.081
2	11.428	24.357	1'09.013	58.138	2'42.936	139.8	12:19'53.017
3	11.494	24.149	1'08.887	58.348	2'42.878	138.2	12:22'35.895
4	11.430	23.820	1'07.788	1'59.523	3'42.561 P	140.1	12:26'18.456
5	21.900	24.495	1'12.810	1'01.830	3'01.035 P	117.3	12:29'19.491

P = Box In/Out - C = Tempo Invalidato

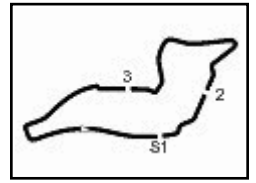
6	12.155	24.523	1'16.979	3'10.634	5'04.291 P	134.9	12:34'23.782
7	20.084	25.821	1'11.834	58.362	2'56.101 P	124.5	12:37'19.883
8	10.372	24.384	1'10.788	57.683	2'43.227	151.9	12:40'03.110
9	9.971	21.860	1'04.674	53.232	2'29.377	167.7	12:42'32.847
10	9.836	21.722	1'03.941	53.111	2'28.610	168.8	12:45'01.457
11	9.825	21.885	1'07.488	56.570	2'35.768	171.4	12:47'37.225

101 Gabrielli Eugenio							
Giro	Tratto 1	Tratto 2	Tratto 3	Tratto 4	T. Giro	km/h	Local Time
							12:14'06.271
1	27.366	29.210	1'22.611	1'06.814	3'26.001 P		12:17'32.272
2	12.703	25.462	1'12.713	1'02.509	2'53.387	139.2	12:20'25.659
3	11.904	25.322	1'11.330	1'05.900	2'54.456	152.4	12:23'20.115
4	11.831	23.747	1'11.090	1'00.775	2'47.443	148.4	12:26'07.558
5	12.106	23.881	1'09.786	1'00.279	2'46.052	140.7	12:28'53.610
6	11.780	24.978	1'23.303	3'16.882	5'16.943 P	152.4	12:34'10.553
7	22.433	27.817	1'12.249	1'04.180	3'06.679 P	108.2	12:37'17.232
8	11.712	23.848	1'10.274	1'01.357	2'47.191	153.7	12:40'04.423
9	11.608	23.331	1'09.398	1'00.942	2'45.279	156.3	12:42'49.702
10	11.765	23.344	1'09.941	1'10.923	2'55.773	154.5	12:45'45.675
11	12.091	26.305	1'10.755	1'01.153	2'50.304	151.1	12:48'35.979

102 Grassetto Pierluigi							
Giro	Tratto 1	Tratto 2	Tratto 3	Tratto 4	T. Giro	km/h	Local Time
							12:16'26.695
1	8.541	19.013	1'02.996	51.519	2'16.599	107.3	12:18'43.294
2	8.513	19.450	56.737	48.746	2'13.446	212.1	12:20'56.740
3	8.459	19.643	57.235	49.519	2'14.856	205.7	12:23'11.596
4	8.413	19.513	56.791	48.507	2'13.224	218.5	12:25'24.820
5	8.536	19.426	1'02.400	2'06.552	3'36.914 P	198.1	12:29'01.734
6	21.168	26.679	1'10.315	3'15.650	5'13.812 P	132.2	12:34'15.546

104 Zorzi Giorgio							
Giro	Tratto 1	Tratto 2	Tratto 3	Tratto 4	T. Giro	km/h	Local Time
							12:16'27.411
1	8.989	27.681	1'06.021	53.277		102.6	12:16'27.411
2	9.130	20.594	59.380	51.467	2'20.571	169.8	12:21'13.904
3	9.493	20.260	59.074	49.458	2'18.285	179.7	12:23'32.189
4	8.466	20.224	59.194	49.118	2'17.002	189.5	12:25'49.191
5	8.551	20.428	59.358	49.975	2'18.312	193.2	12:28'07.503
6	9.086	20.540	1'00.297	2'33.127	4'03.050 P	183.4	12:32'10.553
7	1'49.312	24.469	1'07.181	51.538	4'12.500 P	133.2	12:36'23.053
8	8.533	20.001	59.927	51.090	2'19.551	196.0	12:38'42.604
9	8.469	20.656	1'00.599	50.361	2'20.085	197.8	12:41'02.689
10	8.499	20.144	59.296	2'02.655	3'30.594 P	190.1	12:44'33.283

106 Barraco Salvatore							
Giro	Tratto 1	Tratto 2	Tratto 3	Tratto 4	T. Giro	km/h	Local Time
							12:15'58.144
1	9.982	20.478	1'08.586	53.238	2'23.638	175.6	12:18'21.782
2	9.679	19.877	59.541	51.705	2'20.802	182.4	12:20'42.584
3	9.559	20.846	1'02.810	54.272	2'27.487	168.2	12:23'10.071
4	9.422	21.124	59.171	52.088	2'21.805	176.2	12:25'31.876
5	9.633	20.569	59.927	52.194	2'22.323	175.0	12:27'54.199
6	9.779	20.418	59.351	3'12.539	4'42.087 P	161.2	12:32'36.286
7	1'39.646	25.157	1'00.978	52.614	3'58.395 P	113.9	12:36'34.681
8	9.658	20.745	1'00.969	52.120	2'23.492	174.8	12:38'58.173
9	9.663	20.200	59.419	51.955	2'21.237	173.4	12:41'19.410
10	9.598	20.626	59.063	51.688	2'20.975	178.5	12:43'40.385
11	9.380	20.083	59.156	51.464	2'20.083	179.7	12:46'00.468
12	9						



Enzo e Dino Ferrari 4.909 m

Luigi Musso Historic Gran Prix

C.I. Autostoriche 2^3^ Ragg. - Analisi Tempi Prove di Qualificazione

1	27.068	28.118	1'07.099	2'45.384	4'47.669 P	12:13'51.248
						12:18'38.917

114 Jelmini Giacomo							
Giro	Tratto 1	Tratto 2	Tratto 3	Tratto 4	T. Giro	km/h	Local Time
							12:14'54.625
1	22.181	22.297	1'01.224	49.707	2'35.409 P	105.0	12:17'30.034
2	8.598	20.254	55.507	46.990	2'11.349	181.8	12:19'41.383
3	8.038	18.305	54.726	46.848	2'07.917	215.9	12:21'49.300
4	8.182	18.373	52.801	46.457	2'05.813	218.1	12:23'55.113
5	8.253	19.025	55.687	3'12.461	4'35.426 P	185.6	12:28'30.539
6	17.608	19.358	1'08.437	1'51.432	3'36.835 P	154.8	12:32'07.374
7	1'51.053	21.181	54.784	47.883	3'54.901 P	114.5	12:36'02.275
8	8.097	18.224	53.126	46.585	2'06.032	212.5	12:38'08.307
9	7.925	18.420	54.272	46.446	2'07.063	220.8	12:40'15.370

115 Rosticci Riccardo							
Giro	Tratto 1	Tratto 2	Tratto 3	Tratto 4	T. Giro	km/h	Local Time
							12:14'30.000
1	24.501	24.229	1'05.265	51.582	2'45.577 P	111.4	12:17'15.577
2	8.916	20.939	57.231	2'00.267	3'27.353 P	170.1	12:20'42.930
3	20.435	22.771	55.510	48.231	2'26.947 P	139.9	12:23'09.877
4	8.083	18.947	1'00.464	48.325	2'15.819	219.9	12:25'25.696
5	8.313	19.328	55.217	2'28.749	3'51.607 P	198.5	12:29'17.303
6	4'32.055	21.051	57.497	47.682	6'38.285 P	114.4	12:35'55.588
7	8.213	18.746	53.256	46.757	2'06.972	224.0	12:38'02.560
8	8.088	18.380	53.836	1'55.011	3'15.315 P	207.6	12:41'17.875
9	18.394	19.935	53.911	49.091	2'21.331 P	156.6	12:43'39.206
10	8.026	18.686	53.707	47.570	2'07.989	215.1	12:45'47.195
11	7.988	18.424	53.104	46.545	2'06.061	208.4	12:47'53.256

118 Benusiglio Mario							
Giro	Tratto 1	Tratto 2	Tratto 3	Tratto 4	T. Giro	km/h	Local Time
							12:15'35.585
1	8.525	22.370	1'00.951	49.643	2'12.230	170.4	12:17'47.815
2	8.246	18.398	57.808	46.819	2'11.271	195.6	12:19'59.086
3	8.206	19.870	54.014	49.084	2'11.174	210.5	12:22'10.260
4	8.132	19.098	53.679	4'26.509	5'47.418 P	206.5	12:27'57.678
5	21.615	20.481	56.546	4'45.990	6'24.632 P	143.3	12:34'22.310
6	18.454	19.989	59.116	48.934	2'26.493 P	148.0	12:36'48.803
7	8.018	20.080	58.127	4'18.570	5'44.795 P	197.8	12:42'33.598
8	17.208	19.086	54.792	46.104	2'17.190 P	157.7	12:44'50.788
9	7.980	19.005	54.972	46.637	2'08.594	207.6	12:46'59.382
10	8.035	18.602	54.327	46.283	2'07.247	201.8	12:49'06.629

119 AB Motorsport							
Giro	Tratto 1	Tratto 2	Tratto 3	Tratto 4	T. Giro	km/h	Local Time
							12:15'27.359
1	8.567	21.212	57.527	51.151	2'48.972 P	132.4	12:16'03.055
2	19.424	20.382	54.546	5'25.477	6'48.972 P	191.5	12:22'52.027
3	7.902	20.548	55.683	47.031	2'22.686 P	138.0	12:25'14.713
4	7.902	18.200	50.894	45.603	2'02.599	222.1	12:27'17.312
5	7.888	17.338	50.601	5'35.576	6'51.403 P	225.8	12:34'08.715
6	20.294	22.038	58.598	48.525	2'29.455 P	143.5	12:36'38.170
7	8.380	19.574	56.212	45.982	2'10.148	175.0	12:38'48.318
8	8.152	18.681	53.431	46.458	2'06.722	207.2	12:40'55.040
9	7.797	18.232	53.738	45.752	2'05.519	221.7	12:43'00.559
10	7.846	18.687	53.683	46.875	2'07.091	220.8	12:45'07.650
11	7.953	18.441	53.946	46.368	2'06.708	213.8	12:47'14.358

120 Malaguti Marco							
Giro	Tratto 1	Tratto 2	Tratto 3	Tratto 4	T. Giro	km/h	Local Time
							12:15'27.359
1	26.958	24.618	1'03.779	52.525	2'47.880 P		12:18'15.239
2	9.494	20.122	57.685	50.626	2'17.927	173.6	12:20'33.166
3	9.157	19.665	58.393	50.359	2'17.574	190.8	12:22'50.740
4	9.371	19.803	59.084	49.782	2'18.040	186.2	12:25'08.780
5	9.772	19.511	57.263	49.615	2'16.161	176.2	12:27'24.941
6	9.125	19.131	58.270	5'38.641	7'05.167 P	196.0	12:34'30.108
7	21.301	23.324	59.471	52.167	2'36.263 P	106.3	12:37'06.371
8	9.087	20.048	1'02.917	49.812	2'21.864	198.9	12:39'28.235
9	9.419	20.607	56.480	48.632	2'15.138	189.1	12:41'43.373
10	8.990	19.932	58.937	52.530	2'20.389	199.6	12:44'03.762
11	9.123	19.732	57.928	50.148	2'16.931	196.3	12:46'20.693

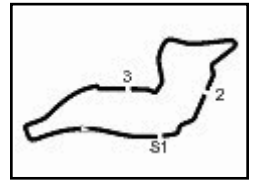
123 Giovannini Thomas							
Giro	Tratto 1	Tratto 2	Tratto 3	Tratto 4	T. Giro	km/h	Local Time
							12:13'47.808
1	23.690	23.422	1'00.741	52.859	2'40.712 P	126.2	12:16'28.520
2	9.771	19.982	1'01.505	51.623	2'22.881	184.3	12:18'51.401

3	9.796	20.183	1'00.658	51.689	2'22.326	181.2	12:21'13.727
4	9.851	20.996	59.087	51.321	2'21.255	169.3	12:23'34.982
5	9.815	21.016	58.439	2'33.516	4'02.786 P	182.7	12:27'37.768
6	20.756	20.857	58.482	2'54.128	4'34.223 P	126.1	12:32'11.991
7	1'48.995	22.351	57.993	51.094	4'00.433 P	129.6	12:36'12.424
8	9.817	19.720	57.610	49.979	2'17.126	181.2	12:38'29.550
9	9.837	19.202	56.823	50.066	2'15.928	181.5	12:40'45.478

124 Cocchi Lorenzo							
Giro	Tratto 1	Tratto 2	Tratto 3	Tratto 4	T. Giro	km/h	Local Time
							12:14'16.743
1	23.935	27.136	1'07.904	55.414	2'54.389 P	100.7	12:17'11.132
2	9.461	20.275	1'02.153	51.543	2'23.432	182.4	12:19'34.564
3	9.396	19.637	58.128	50.064	2'17.225	191.5	12:21'51.789
4	9.372	19.711	57.172	4'09.978	5'36.233 P	190.5	12:27'28.022
5	20.909	26.080	1'03.506	5'02.389	6'52.884 P	101.2	12:30'20.906
6	19.649	23.333	1'02.206	56.685	2'41.873 P	128.5	12:32'02.779
7	9.245	22.835	1'01.626	50.700	2'24.406	193.2	12:39'27.185
8	9.251	19.663	57.521	49.611	2'16.046	194.2	12:41'43.231
9	9.314	19.720	57.529	1'00.004	2'26.567	186.5	12:44'09.798
10	12.786	26.023	1'02.886	51.297	2'32.992	134.9	12:46'42.790

128 Piatto Roberto							
Giro	Tratto 1	Tratto 2	Tratto 3	Tratto 4	T. Giro	km/h	Local Time
							12:14'43.221
1	20.982	25.298	1'08.341	57.246	2'51.867 P	107.7	12:17'35.088
2	10.815	23.748	1'03.790	54.844	2'33.197	153.4	12:20'08.285
3	10.604	21.798	1'02.613	53.822	2'28.837	160.0	12:22'37.122
4	10.509	21.710	1'02.816	55.446	2'30.481	142.9	12:23'07.603
5	10.615	22.731	1'03.651	2'12.578	3'49.575 P	163.7	12:28'57.178
6	23.628	29.733	1'15.951	3'21.204	5'30.516 P	123.4	12:34'27.694
7	22.015	22.251	1'01.988	57.263	2'43.517 P	118.4	12:37'11.211
8	10.283	21.143	1'01.021	52.411	2'24.858	172.8	12:39'36.069
9	10.209	20.533	1'01.282	53.376	2'25.400	167.5	12:42'01.469
10	10.272	20.324	59.563	52.957	2'23.116	172.0	12:44'24.585
11	10.194	19.744	59.434	51.879	2'21.251	176.8	12:46'45.836
12	10.201	20.011	1'00.552	51.820	2'22.584	172.3	12:49'08.420

129 Cruciani Eliseo							
Giro	Tratto 1	Tratto 2	Tratto 3	Tratto 4	T. Giro	km/h	Local Time
							12:16'29.968
1	10.258	20.881	1'01.306	53.469	2'25.914	180.0	12:18'55.882
2	9.614	20.293	59.969	52.716	2'22.592	182.7	12:21'18.474
3	9.602	20.979	59.960	52.201	2'22.742	183.4	12:23'41.216
4	9.757	20.278	59.131	51.401	2'20.567	183.4	12:26'01.783
5	9.800	20.107	58.544	51.591	2'20.442	185.2	12:28'21.825
6	9.837	19.837	1'03.551	2'55.735	4'28.960 P	184.9	12:32'50.785
7	1'30.016	22.086	1'02.034	54.358	3'48.494 P	127.3	12:36'39.279
8	9.676	20.275					



Enzo e Dino Ferrari 4.909 m

Luigi Musso Historic Gran Prix

C.I. Autostoriche 2^3^ Ragg. - Analisi Tempi Prove di Qualificazione

137 Cantu' Umberto							
Giro	Tratto 1	Tratto 2	Tratto 3	Tratto 4	T. Giro	km/h	Local Time
1	26.162	24.790	1'06.872	57.098	2'54.922 P	105.6	12:15'07.810
2	10.855	21.662	1'03.786	57.536	2'33.839	158.9	12:20'36.571
3	10.850	22.114	1'04.308	55.624	2'32.896	153.2	12:23'09.467
4	10.670	21.849	1'04.676	55.515	2'32.710	161.0	12:25'42.177
5	10.692	21.696	1'02.689	5'15.417	6'50.494 P	164.4	12:32'32.671
6	1'41.571	27.705	1'11.021	57.383	4'17.680 P	110.6	12:36'50.351
7	10.748	22.438	1'08.319	56.761	2'38.266	168.8	12:39'28.617
8	10.502	21.956	1'06.917	55.941	2'35.316	171.4	12:42'03.933
9	10.713	21.716	1'04.369	56.487	2'33.285	156.3	12:44'37.218
10	10.709	21.843	1'05.777	56.246	2'34.575	166.9	12:47'11.793
11	10.809	22.279	1'04.150	57.094	2'34.332	159.1	12:49'46.125

138 Tessaro Andrea							
Giro	Tratto 1	Tratto 2	Tratto 3	Tratto 4	T. Giro	km/h	Local Time
1	25.771	27.556	1'08.665	54.792	2'56.784 P		12:14'12.111
2	9.425	20.502	56.508	2'07.032	3'33.467 P	177.3	12:20'42.362
3	20.562	21.302	58.721	50.655	2'31.240 P	135.2	12:23'13.602
4	9.160	19.208	57.817	48.917	2'15.102	193.2	12:25'28.704
5	9.265	18.943	55.591	48.318	2'12.117	194.2	12:27'40.821
6	9.305	18.917	55.666	5'29.191	6'53.079 P	192.5	12:34'33.900
7	22.148	22.519	58.988	51.263	2'34.918 P	127.1	12:37'08.818
8	9.232	19.281	57.628	48.376	2'14.517	195.3	12:39'23.335
9	9.208	19.833	55.092	49.044	2'13.177	194.6	12:41'36.512
10	9.299	19.915	54.599	48.359	2'12.172	192.5	12:43'48.684
11	9.285	18.538	55.269	49.103	2'12.195	192.1	12:46'00.879
12	9.251	18.753	54.252	48.432	2'10.688	195.3	12:48'11.567

139 Cappellari Daniele							
Giro	Tratto 1	Tratto 2	Tratto 3	Tratto 4	T. Giro	km/h	Local Time
1	21.373	23.340	1'04.343	53.155	2'42.211 P	124.5	12:17'43.371
2	10.088	19.989	1'02.912	7'30.246	9'03.235 P	164.7	12:26'46.606
3	19.414	21.372	58.728	53.354	2'32.868 P	128.8	12:29'19.474

140 Iacoangelo Diego							
Giro	Tratto 1	Tratto 2	Tratto 3	Tratto 4	T. Giro	km/h	Local Time
1		26.680	1'07.457	58.792			12:16'43.403
2	10.649	23.310	1'04.400	56.304	2'34.663	146.4	12:19'18.066
1	10.604	21.718	1'03.447	54.581	2'30.350	161.0	12:21'48.416
3	10.995	21.532	1'02.418	2'26.170	4'01.115 P	146.6	12:25'49.531
4	28.579	26.920	1'05.114	55.211	2'55.824 P		12:28'45.355
5	10.357	22.447	1'16.197	3'25.145	5'14.146 P	158.2	12:33'59.501
6	28.450	25.674	1'04.193	58.443	2'56.760 P		12:36'56.261
7	10.689	21.886	1'03.211	55.624	2'31.390	170.4	12:39'27.651
8	10.509	21.994	1'02.781	54.599	2'29.883	172.5	12:41'57.534
9	11.682	22.415	1'02.246	55.069	2'31.412	143.7	12:44'28.946
10	10.456	21.945	1'02.336	59.598	2'34.335	172.0	12:47'03.281
11	12.680	23.094	1'03.993	58.216	2'37.983	111.8	12:49'41.264

141 Arnaldi Roberto							
Giro	Tratto 1	Tratto 2	Tratto 3	Tratto 4	T. Giro	km/h	Local Time
1		23.688	1'04.027	51.319		119.0	12:16'01.993
2	8.779	22.124	1'32.483	9'01.792	11'05.178 P	190.5	12:27'07.171
1	23.387	21.595	58.628	1'21.261	3'04.871 P	136.2	12:30'12.042
3	3'39.543	21.790	1'00.488	48.733	5'50.554 P	119.3	12:36'02.596
4	8.592	19.234	4'52.501	49.904	6'10.231	209.2	12:42'12.827
5	8.634	19.436	55.598	47.676	2'11.344	209.7	12:44'24.171
6	8.565	18.986	55.169	48.390	2'11.110	212.1	12:46'35.281
7	8.624	18.948	54.555	48.571	2'10.698	206.1	12:48'45.979

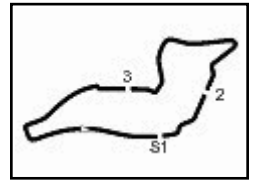
143 Mira Roberto							
Giro	Tratto 1	Tratto 2	Tratto 3	Tratto 4	T. Giro	km/h	Local Time
1							12:13'49.870
1	27.898	28.845	1'10.593	58.386	3'05.722 P		12:16'55.592
2	10.840	22.151	1'03.700	56.185	2'32.876	158.9	12:19'28.468
3	10.615	21.630	1'04.647	54.760	2'31.652	168.8	12:22'00.120
4	10.665	22.067	1'05.504	55.559	2'33.795	164.4	12:24'33.915
5	10.829	21.705	1'03.430	55.489	2'31.453	164.7	12:27'05.368
6	10.652	22.268	1'03.118	2'04.343	3'40.381 P	166.9	12:30'45.749
7	3'07.380	23.538	1'02.855	55.355	5'29.128 P	116.3	12:36'14.877
8	10.620	21.688	1'02.198	54.622	2'29.128	160.0	12:38'44.005
9	10.783	21.301	1'04.051	54.239	2'30.374	165.9	12:41'14.379
10	10.610	21.063	1'01.650	55.588	2'28.911	167.5	12:43'43.290
11	10.564	21.301	1'01.544	55.335	2'28.744	169.0	12:46'12.034

146 W&D Racing Team							
Giro	Tratto 1	Tratto 2	Tratto 3	Tratto 4	T. Giro	km/h	Local Time
12	10.541	20.964	1'06.236	1'00.530	2'38.271	169.6	12:48'50.305
1		26.292	1'05.554	55.490			12:16'19.810
1	9.304	21.695	1'02.240	52.966	2'26.205	174.5	12:18'46.015
2	8.932	20.945	59.068	50.764	2'19.709	174.2	12:21'05.724
3	8.683	19.664	58.554	50.198	2'17.099	179.7	12:23'22.823
4	8.692	19.670	58.107	3'11.046	4'37.515 P	194.2	12:28'00.338
5	24.169	21.816	1'02.232	6'40.678	8'28.895 P	122.4	12:36'29.233
6	24.547	25.926	1'00.741	53.957	2'45.171 P	108.4	12:39'14.404
7	8.499	19.404	56.925	49.590	2'14.418	195.6	12:41'28.822
8	8.529	19.434	1'07.521	51.032	2'26.516	192.8	12:43'55.338
9	8.363	19.293	56.382	49.617	2'13.655	198.5	12:46'08.993
10	8.317	19.075	1'04.187	51.677	2'23.256	203.0	12:48'32.249

147 Sordi Massimo							
Giro	Tratto 1	Tratto 2	Tratto 3	Tratto 4	T. Giro	km/h	Local Time
1	23.061	23.799	1'01.283	48.546	2'36.689 P	125.5	12:17'14.261
2	8.248	21.359	53.961	45.269	2'08.837	162.4	12:19'23.098
3	7.426	18.697	52.796	43.320	2'02.239	197.8	12:21'25.337
4	8.598	19.614	56.727	2'04.031	3'28.970 P	173.9	12:24'54.307
5	20.652	19.564	52.606	44.308	2'17.130 P	163.9	12:27'11.437
6	6.976	16.800	50.638	43.356	1'57.770	252.2	12:29'09.207
7	7.060	16.578	1'18.998	3'10.932	4'53.568 P	250.4	12:34'02.775
8	25.122	20.647	59.210	45.904	2'30.883 P	127.7	12:36'33.658
9	7.112	17.758	55.982	46.271	2'07.123	217.7	12:38'40.781
10	6.958	17.146	50.982	42.417	1'57.503	223.1	12:40'38.284
11	6.894	17.116	49.943	43.957	1'57.910	228.2	12:42'36.194
12	7.167	16.841	47.623	42.696	1'54.327	216.4	12:44'30.521

149 Ronconi Massimo							
Giro	Tratto 1	Tratto 2	Tratto 3	Tratto 4	T. Giro	km/h	Local Time
1		26.687	1'11.459	54.850		103.4	12:16'11.361
1	10.036	21.558	58.347	48.890	2'18.831	146.0	12:18'30.192
2	8.244	19.819	55.978	46.763	2'10.804	181.2	12:20'40.996
3	8.294	19.360	54.570	46.723	2'08.947	175.6	12:22'49.943
4	8.546	20.407	56.510	2'14.328	3'39.791 P	174.2	12:26'29.734
5	17.909	20.649	56.806	48.945	2'24.309 P	158.4	12:28'54.043
6	9.624	20.408	1'12.051	3'43.285	5'25.368 P	181.5	12:34'19.411
7	16.853	20.897	54.849	47.262	2'19.861 P	168.2	12:36'39.272
8	8.134	19.935	55.721	45.663	2'09.453	184.6	12:38'48.725
9	8.039	19.497	55.556	46.896	2'09.988	208.8	12:40'58.713
10	7.668	18.892	54.950	46.921	2'08.431	220.8	12:43'07.144
11	7.750	18.889	55.007	46.421	2'08.067	213.8	12:45'15.211
12	7.690	18.804	58.852	50.027	2'15.373	216.4	12:47'30.584

152 Guerra Massimo							
Giro	Tratto 1	Tratto 2	Tratto 3	Tratto 4	T. Giro	km/h	Local Time
1		22.518	1'01.117	48.346		141.6	12:16'16.044
1	8.095	21.607	55.987	47.924	2'13.613	172.5	12:18'29.657
2	7.306	18.370	54.961	2'04.242	3'24.879 P	203.0	12:21'54.536
3	17.792	19.482	51.774	45.051	2'14.099 P	164.7	12:24'08.635
4	7.087	17.699	51.267	44.856	2'00.909	232.6	12:26'09.544
5	7.265	17.545	50.578	43.132	1'58.520	221.7	12:28'08.064
6	7.324	17.556	51.065	4'54.288	6'10.233 P	215.5	12:34'18.297
7	16.313	19.907	55.378	46.058	2'17.656 P	169.0	12:36'35.953
8	7.020	17.689	54.187	45.526	2'04.422	229.2	12:38'40.375
9	6.845	17.412	50.390	43.008	1'57.655	244.8	12:40'38.030
10	6.864	17.183	50.074	48.057	2'02.178	242.0	12:42'40.208
11	7.004	17.327	50.805	48.998	2'04.134	245.3	12:44'44.342



Enzo e Dino Ferrari 4.909 m

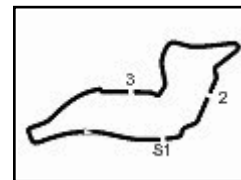
Luigi Musso Historic Gran Prix C.I. Autostoriche 2[^]3[^] Ragg. - Analisi Tempi Prove di Qualificazione

5 / 5

									12:15'55.279
1	24.609	23.964	59.132	47.072	2'34.777 P	111.2			12:18'30.056
2	7.280	18.281	49.715	43.731	1'59.007	208.8			12:20'29.063
3	7.187	17.532	48.272	42.555	1'55.546	215.9			12:22'24.609
4	7.144	16.647	48.220	41.944	1'53.955	237.2			12:24'18.564
5	7.136	16.417	47.378	41.916	1'52.847	241.5			12:26'11.411

P = Box In/Out - C = Tempo Invalidato





Luigi Musso Historic Gran Prix

C.I. Autostoriche 2^a3^a Ragg. - Classifica Prove di Qualificazione

Enzo e Dino Ferrari 4.909 m

1 / 2

Miglior Giro: = 1'52.847 - 4,909 km - Media 156,605 km/h

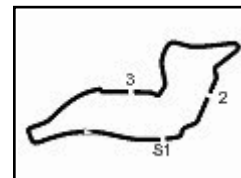
Num.	Concorrente	Scuderia	Auto	Classe	Tempo	Dist.	Media	Giri
1	156 VALLE FABIO VALLE Fabio	Team Form-Agorest VALLE Alain	LANCIA BETA MONTECARLO	3-HIO2	1'52.847		156,605	5
2	147 SORDI MASSIMO SORDI Massimo GIOVANNINI M.	Mediolanum SORDI Fabio	PORSCHE 935 TURBO	3-HIO2	1'54.327	1.480	154,578	12
3	152 GUERRA MASSIMO GUERRA Massimo	Gr. Piloti Forlivesi	PORSCHE 930	3-HIO2	1'57.655	4.808	150,205	13
4	153 AMBROSO GIOVANNI AMBROSO Giovanni	Team Italia ZORZI Marco	BMW 323i	3-HIO2	2'00.687	7.840	146,432	8
5	119 AB MOTORSPORT CASONI Mario	AB Motorsport ZARDO Denny	PORSCHE 911 3.0	2-GHSO2	2'02.599	9.752	144,148	10
6	114 JELMINI GIACOMO JELMINI Giacomo		PORSCHE 911 3.0	2-GHSO2	2'05.813	12.966	140,466	9
7	115 ROSTICCI RICCARDO ROSTICCI Riccardo	Sc. Autom. Kinzica MUNDI Stefano	PORSCHE 911 3.0	2-GHSO2	2'06.061	13.214	140,189	11
8	95 CORAZZARI PIERO CORAZZARI Piero	Circolo della Biella CORAZZARI Gisberto	FORD ESCORT MKI	2-GHC20	2'06.234	13.387	139,997	9
9	118 BENUSIGLIO MARIO BENUSIGLIO Mario	Team Italia LIBERATORE Francesco	PORSCHE 911 3.0	2-GHSO2	2'07.247	14.400	138,883	10
10	149 RONCONI MASSIMO RONCONI Massimo	Team Italia TARABINI Luciano	PORSCHE 930	3-HIO2	2'08.067	15.220	137,993	12
11	135 BRASCHI VALERIO BRASCHI Valerio	Veregra Competition SAVOCA Sergio	PORSCHE 928 S	3-HGO25	2'08.568	15.721	137,456	11
12	138 TESSARO ANDREA TESSARO Andrea	Tessaro Team	FIAT X1/9	3-HI16	2'10.688	17.841	135,226	12
13	141 ARNALDI ROBERTO ARNALDI Roberto	Albenga Racing Team	A.R. GTAM	3-HI20	2'10.698	17.851	135,216	7
14	98 W&D RACING TEAM MELONI Walter	Circolo della Biella	FORD ESCORT MKI	2-GHC20	2'12.070	19.223	133,811	9
15	102 GRASSETTO PIERLUIGI GRASSETTO Pierluigi	Duzz Promotorsport GRASSETTO Stefania	PORSCHE 911 2.7	2-GHO25	2'13.224	20.377	132,652	6
16	146 W&D RACING TEAM MELONI Paolo	Sc. San Marino	BMW CSL	3-HIO2	2'13.655	20.808	132,224	10
17	120 MALAGUTI MARCO MALAGUTI Marco	Club 02	DAVRIAN MK VII	2-GHP10	2'15.138	22.291	130,773	11
18	123 GIOVANNINI THOMAS GIOVANNINI Thomas	Mediolanum GIOVANNINI Gilles	FIAT RITMO 65	3-HT16	2'15.928	23.081	130,013	9
19	124 COCCHI LORENZO COCCHI Lorenzo		VW GOLF GTI	3-HT16	2'16.046	23.199	129,900	10
20	90 BARBARO GIANCARLO BARBARO Giancarlo	Covir	BMW 2002	2-GHC20	2'16.229	23.382	129,726	12
21	93 WEINZIERL ALBERT WEINZIERL Albert	GEORGI Bernd	A.R. GTAM	2-GHC20	2'16.559	23.712	129,412	5
22	41 CASTRONOVO ANDREA CASTRONOVO Andrea	Club 02 GIULIANI Giuliano	BMW 2002	2-GT20	2'16.617	23.770	129,357	12
23	104 ZORZI GIORGIO ZORZI Giorgio		PORSCHE 911 G COUPE'	2-GHO25	2'17.002	24.155	128,994	10
24	92 DEL NIBBIO MASSIMILIANO DEL NIBBIO Massimiliano	Club 02 DANZI Francesco	BMW 2002 TI	2-GHC20	2'17.173	24.326	128,833	12
25	39 RITTWEGER ALEXANDER RITTWEGER Alexander		A.R. GTA	2-GT20	2'17.588	24.741	128,444	11
26	42 SALA MARIO SALA Mario	CERATI Dario	PORSCHE 911	2-GG20	2'17.972	25.125	128,087	9
27	129 CRUCIANI ELISEO CRUCIANI Eliseo	Veregra Competition	BMW 323i	3-HT25	2'18.650	25.803	127,461	12
28	81 VETTORETTI DANIELE VETTORETTI Daniele	Piave Jolly ZAGO Emilio	MINI COOPER S	2-GH13	2'18.716	25.869	127,400	8
29	106 BARRACO SALVATORE CHIARAMONTE BORDONAR Roberto	AB Motorsport	A.R. GIULIA GTA 1600	2-GHS16	2'20.083	27.236	126,157	12
30	134 BRACALENTE ALESSANDRO BRACALENTE Alessandro	Veregra Competition TERRIBILI Valter	PORSCHE 928 S	3-HGO25	2'20.605	27.758	125,688	7
31	128 PIATTO ROBERTO PIATTO Roberto	Team Bassano XAMIN Fabio	FIAT RITMO 75	3-HT16	2'21.251	28.404	125,113	12

Direttore di Gara : Campana Giorgio

20/10/2012 Inizio 12:13 Fine 12:50

Esposta alle:





Enzo e Dino Ferrari 4.909 m

Luigi Musso Historic Gran Prix

C.I. Autostoriche 2[^]3[^] Ragg. - Classifica Prove di Qualificazione

2 / 2

32	107 LONARDI ROBERTO LONARDI Roberto	AB Motorsport RAIMONDI Romolo	LOTUS EUROPA	2-GHS16	2'22.993	30.146	123,589	11
33	45 TESSARO FRANCESCO TESSARO Francesco	Tessaro Team TESSARO Graziano	ABARTH 1000 TCR	2-GH10	2'24.031	31.184	122,699	9
34	83 ERMINI ROBERTO ERMINI Roberto	Cassiacorse 264 Storica LELLI Fabrizio	A.R. GT JUNIOR 1.6	2-GH16	2'24.141	31.294	122,605	11
35	84 PRALLER PETER PRALLER Peter	GEORGI Bernd	A.R. GIULIA SUPER	2-GH16	2'24.152	31.305	122,596	6
36	53 LILLI MAURO LILLI Mauro	Sc. Biondetti "ROCCO"	A.R. GTV 2000	2-GH20	2'25.228	32.381	121,687	12
37	96 FRISONE FRANCESCO FRISONE Francesco	SCALINI Luigi	A.R. GTV 2000	2-GHC20	2'27.790	34.943	119,578	9
38	99 PELLIZZARI ARNALDO PELLIZZARI Arnaldo	PELLIZZARI Astrid	LOTUS ELAN	2-GHG16	2'28.610	35.763	118,918	11
39	143 MIRA ROBERTO MIRA Roberto	Veregra Competition	A.R. GIULIA GTV	3-HI20	2'28.744	35.897	118,811	12
40	140 IACOANGELO DIEGO IACOANGELI Marco	IACOANGELI Diego	A.R. GTV 1750	3-HI20	2'29.883	37.036	117,908	11
41	55 HANDELS GMBH ZWEIFLER Wolf	GPS Classic FICHT Matthias	A.R. GTV 2000	2-GH20	2'30.167	37.320	117,685	11
42	137 CANTU' UMBERTO CANTU' Umberto	Sc. del Portello LIMOLI Luigi	A.R. ALFASUD TI	3-HI13	2'32.710	39.863	115,725	11
43	44 TREBBI GIACOMO JELMINI Felice		A.R. GT 1300 J	2-GT13	2'36.849	44.002	112,671	5
44	101 GABRIELLI EUGENIO GABRIELLI Eugenio	ANGIOLANI Antonio	LANCIA FULVIA GTS 1300	2-GH13	2'45.279	52.432	106,925	11
45	40 LELLI LORENZO LELLI Lorenzo	PETRENI Marco	A112	2-GH10	2'49.080	56.233	104,521	10

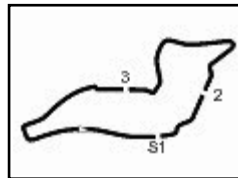
I Conc. 109 'Damiani' e il Conc. 139 'Cappellari' non sono qualificati

Direttore di Gara : Campana Giorgio

20/10/2012 Inizio Fine
12:13 12:50

Esposta alle:





Enzo e Dino Ferrari 4.909 m

Luigi Musso Historic Gran Prix

C.I. Autostoriche 2^3^ Ragg. - Velocità Gara

Classifica

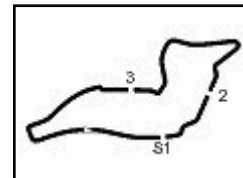
1	152	GUERRA Massimo	Porsche 930	Giri 31
2	147	SORDI Massimo	Porsche 935 Turbo	17.443
3	156	VALLE Fabio	Lancia Beta Montecarlo	23.510
4	153	AMBROSO Giovanni	BMW 323i	2 Giri
5	115	ROSTICCI Riccardo	Porsche 911 3.0	3 Giri
6	141	ARNALDI Roberto	A.R. GTAm	3 Giri
7	118	BENUSIGLIO Mario	Porsche 911 3.0	3 Giri
8	149	RONCONI Massimo	Porsche 930	3 Giri
9	98	MELONI Walter	Ford Escort MKI	3 Giri
10	95	CORAZZARI Piero	Ford Escort MKI	4 Giri
11	138	TESSARO Andrea	Fiat X1/9	4 Giri
12	120	MALAGUTI Marco	Davrian MK VII	4 Giri
13	102	GRASSETTO Pierluigi	Porsche 911 2.7	4 Giri
14	124	COCCHI Lorenzo	VW Golf GTi	4 Giri
15	106	CHIARAMONTE BORDONARO R	A.R. Giulia GTA 1600	5 Giri
16	39	RITTWEGER Alexander	A.R. GTA	5 Giri
17	104	ZORZI Giorio	Porsche 911 G Coupe'	5 Giri
18	90	BARBARO Giancarlo	BMW 2002	5 Giri
19	41	CASTRONOVO Andrea	BMW 2002	5 Giri
20	128	XAMIN Fabio	Fiat Ritmo 75	5 Giri
21	45	TESSARO Francesco	Abarth 1000 TCR	5 Giri
22	53	LILLI Mauro	A.R. GTV 2000	5 Giri
23	83	ERMINI Roberto	A.R. GT Junior 1.6	6 Giri
24	92	DEL NIBBIO Massimiliano	BMW 2002 Ti	6 Giri
25	107	LONARDI Roberto	Lotus Europa	6 Giri
26	109	DAMIANI Andrea	Porsche 911	6 Giri
27	143	MIRA Roberto	A.R. Giulia GTV	6 Giri
28	146	MELONI Paolo	BMW CSL	7 Giri
29	99	PELLIZZARI Arnaldo	Lotus Elan	7 Giri
30	140	IACOANGELI Marco	A.R. GTV 1750	7 Giri
31	44	JELMINI Felice	A.R. GT 1300 J	8 Giri
32	137	CANTU' Umberto	A.R. Alfesud TI	8 Giri
33	101	GABRIELLI Eugenio	Lancia Fulvia GTS 1300	9 Giri
34	84	PRALLER Peter	A.R. Giulia Super	9 Giri
35	40	LELLI Lorenzo	A112	10 Giri
NC	93	WEINZIERL Albert	A.R. GTAm	28 Giri
RIT	81	VETTORETTI Daniele	Mini Cooper S	15 Giri
RIT	135	BRASCHI Valerio	Porsche 928 S	17 Giri
RIT	114	JELMINI Giacomo	Porsche 911 3.0	17 Giri
RIT	129	CRUCIANI Eliseo	BMW 323i	20 Giri
RIT	119	CASONI Mario	Porsche 911 3.0	20 Giri
RIT	123	GIOVANNINI Thomas	Fiat Ritmo 65	23 Giri
RIT	55	FICHT Matthias	A.R. GTV 2000	24 Giri
RIT	134	BRACALENTE Alessandro	Porsche 928 S	25 Giri
NP	42	CERATI Dario	Porsche 911	
NP	96	FRISONE Francesco	A.R. GTV 2000	

Velocità

1	152	GUERRA Massimo	Porsche 930	259.4
2	147	SORDI Massimo	Porsche 935 Turbo	255.1
3	156	VALLE Fabio	Lancia Beta Montecarlo	238.8
4	153	AMBROSO Giovanni	BMW 323i	234.7
5	119	CASONI Mario	Porsche 911 3.0	231.6
6	115	ROSTICCI Riccardo	Porsche 911 3.0	225.4
7	98	MELONI Walter	Ford Escort MKI	219.9
8	114	JELMINI Giacomo	Porsche 911 3.0	219.0
9	135	BRASCHI Valerio	Porsche 928 S	217.2
10	118	BENUSIGLIO Mario	Porsche 911 3.0	216.8
11	102	GRASSETTO Pierluigi	Porsche 911 2.7	215.5
12	134	BRACALENTE Alessandro	Porsche 928 S	212.5
13	141	ARNALDI Roberto	A.R. GTAm	212.5
14	95	CORAZZARI Piero	Ford Escort MKI	208.4
15	149	RONCONI Massimo	Porsche 930	207.2
16	146	MELONI Paolo	BMW CSL	202.6
17	120	MALAGUTI Marco	Davrian MK VII	201.1
18	41	CASTRONOVO Andrea	BMW 2002	199.2
19	104	ZORZI Giorio	Porsche 911 G Coupe'	198.9
20	109	DAMIANI Andrea	Porsche 911	198.5
21	39	RITTWEGER Alexander	A.R. GTA	198.5
22	90	BARBARO Giancarlo	BMW 2002	197.4
23	106	CHIARAMONTE BORDONAR	A.R. Giulia GTA 1600	196.0
24	138	TESSARO Andrea	Fiat X1/9	195.6
25	84	PRALLER Peter	A.R. Giulia Super	194.9
26	93	WEINZIERL Albert	A.R. GTAm	192.8
27	124	COCCHI Lorenzo	VW Golf GTi	191.5
28	128	XAMIN Fabio	Fiat Ritmo 75	190.1
29	129	CRUCIANI Eliseo	BMW 323i	189.8
30	53	LILLI Mauro	A.R. GTV 2000	188.1
31	107	LONARDI Roberto	Lotus Europa	186.5
32	123	GIOVANNINI Thomas	Fiat Ritmo 65	185.2
33	92	DEL NIBBIO Massimiliano	BMW 2002 Ti	184.0
34	81	VETTORETTI Daniele	Mini Cooper S	183.0
35	83	ERMINI Roberto	A.R. GT Junior 1.6	182.7
36	55	FICHT Matthias	A.R. GTV 2000	181.2
37	45	TESSARO Francesco	Abarth 1000 TCR	180.6
38	140	IACOANGELI Marco	A.R. GTV 1750	175.3
39	99	PELLIZZARI Arnaldo	Lotus Elan	172.3
40	143	MIRA Roberto	A.R. Giulia GTV	170.9
41	137	CANTU' Umberto	A.R. Alfesud TI	168.0
42	44	JELMINI Felice	A.R. GT 1300 J	161.0
43	101	GABRIELLI Eugenio	Lancia Fulvia GTS 1300	156.8
44	40	LELLI Lorenzo	A112	143.3

Tratto 1			Tratto 2			Tratto 3			Tratto 4						
1	152	GUERRA M.	6.886	1	147	SORDI M.	16.233	1	147	SORDI M.	47.444	1	147	SORDI M.	41.561
2	147	SORDI M.	7.033	2	156	VALLE F.	16.366	2	152	GUERRA M.	48.207	2	152	GUERRA M.	41.710
3	156	VALLE F.	7.328	3	152	GUERRA M.	16.691	3	156	VALLE F.	48.230	3	156	VALLE F.	42.024
4	153	AMBROSO G.	7.424	4	119	CASONI M.	17.197	4	119	CASONI M.	51.116	4	153	AMBROSO G.	43.879
5	119	CASONI M.	7.744	5	153	AMBROSO G.	17.567	5	153	AMBROSO G.	51.908	5	119	CASONI M.	44.057
6	149	RONCONI M.	7.872	6	95	CORAZZARI P.	17.994	6	95	CORAZZARI P.	52.612	6	149	RONCONI M.	45.723
7	115	ROSTICCI R.	7.913	7	115	ROSTICCI R.	18.034	7	114	JELMINI G.	53.049	7	115	ROSTICCI R.	46.006
8	118	BENUSIGLIO M.	7.961	8	118	BENUSIGLIO M.	18.046	8	118	BENUSIGLIO M.	53.124	8	114	JELMINI G.	46.010
9	114	JELMINI G.	8.027	9	141	ARNALDI R.	18.176	9	115	ROSTICCI R.	53.144	9	95	CORAZZARI P.	46.276
10	98	MELONI W.	8.161	10	114	JELMINI G.	18.305	10	149	RONCONI M.	53.656	10	118	BENUSIGLIO M.	46.404
11	135	BRASCHI V.	8.220	11	149	RONCONI M.	18.435	11	141	ARNALDI R.	53.903	11	135	BRASCHI V.	46.584
12	134	BRACALENTE A.	8.316	12	135	BRASCHI V.	18.473	12	135	BRASCHI V.	54.104	12	141	ARNALDI R.	46.974
13	95	CORAZZARI P.	8.382	13	98	MELONI W.	18.708	13	98	MELONI W.	54.302	13	98	MELONI W.	47.298
14	146	MELONI P.	8.397	14	138	TESSARO A.	18.753	14	138	TESSARO A.	54.792	14	138	TESSARO A.	48.845
15	102	GRASSETTO P.	8.403	15	120	MALAGUTI M.	18.941	15	120	MALAGUTI M.	55.705	15	102	GRASSETTO P.	49.039
16	141	ARNALDI R.	8.459	16	90	BARBARO G.	19.014	16	146	MELONI P.	55.897	16	134	BRACALENTE A.	49.043
17	104	ZORZI G.	8.461	17	146	MELONI P.	19.073	17	124	COCCHI L.	56.405	17	120	MALAGUTI M.	49.056
18	39	RITTWEGER A.	8.881	18	124	COCCHI L.	19.241	18	102	GRASSETTO P.	56.711	18	39	RITTWEGER A.	49.468
19	41	CASTRONOVO A.	8.969	19	39	RITTWEGER A.	19.323	19	128	XAMIN F.	56.877	19	104	ZORZI G.	49.478
20	120	MALAGUTI M.	9.018	20	106	CHIARAMONTE B	19.355	20	39	RITTWEGER A.	56.884	20	41	CASTRONOVO A.	49.682
21	93	WEINZIERL A.	9.037	21	128	XAMIN F.	19.408	21	90	BARBARO G.	57.009	21	128	XAMIN F.	49.888
22	109	DAMIANI A.	9.093	22	123	GIOVANNINI T.	19.449	22	123	GIOVANNINI T.	57.308	22	90	BARBARO G.	50.179
23	90	BARBARO G.	9.126	23	102	GRASSETTO P.	19.460	23	129	CRUCIANI E.	57.369	23	124	COCCHI L.	50.201
24	124	COCCHI L.	9.195	24	129	CRUCIANI E.	19.526	24	106	CHIARAMONTE B	57.490	24	146	MELONI P.	50.203
25	106	CHIARAMONTE B	9.253	25	134	BRACALENTE A.	19.555	25	81	VETTORETTI D.	57.687	25	123	GIOVANNINI T.	50.318
26	138	TESSARO A.	9.266	26	45	TESSARO F.	19.560	26	41	CASTRONOVO A.	57.718	26	92	DEL NIBBIO M.	50.327
27	92	DEL NIBBIO M.	9.342	27	41	CASTRONOVO A.	19.631	27	45	TESSARO F.	58.041	27	106	CHIARAMONTE B	50.471
28	84	PRALLER P.	9.368	28	84	PRALLER P.	19.653	28	84	PRALLER P.	58.086	28	81	VETTORETTI D.	50.481
29	128	XAMIN F.	9.394	29	92	DEL NIBBIO M.	19.822	29	107	LONARDI R.	58.341	29	93	WEINZIERL A.	50.564
30	129	CRUCIANI E.	9.494	30	83	ERMINI R.	19.831	30	92	DEL NIBBIO M.	58.503	30	109	DAMIANI A.	50.705
31	107	LONARDI R.	9.536	31	81	VETTORETTI D.	19.910	31	134	BRACALENTE A.	58.609	31	84	PRALLER P.	50.906
32	99	PELLIZZARI A.	9.550	32	107	LONARDI R.	20.009	32	104	ZORZI G.	58.729	32	129	CRUCIANI E.	51.081
33	81	VETTORETTI D.	9.673	33	104	ZORZI G.	20.047	33	109	DAMIANI A.	58.951	33	45	TESSARO F.	51.395
34	123	GIOVANNINI T.	9.674	34	53	LILLI M.	20.093	34	83	ERMINI R.	59.422	34	107	LONARDI R.	51.748
35	53	LILLI M.	9.703	35	109	DAMIANI A.	20.221	35	53	LILLI M.	59.809	35	83	ERMINI R.	52.024
36	83	ERMINI R.	9.770	36	93	WEINZIERL A.	20.242	36	140	IACOANGELI M.	1'00.659	36	53	LILLI M.	52.372
37	140	IACOANGELI M.	9.955	37	143	MIRA R.	20.582	37	143	MIRA R.	1'01.495	37	140	IACOANGELI M.	53.067
38	55	FICHT M.	10.002	38	55	FICHT M.	20.888	38	93	WEINZIERL A.	1'01.659	38	99	PELLIZZARI A.	53.242
39	45	TESSARO F.	10.020	39	140	IACOANGELI M.	21.042	39	99	PELLIZZARI A.	1'02.461	39	143	MIRA R.	53.880
40	143	MIRA R.	10.492	40	99	PELLIZZARI A.	21.281	40	55	FICHT M.	1'02.741	40	55	FICHT M.	54.833
41	137	CANTU' U.	10.510	41	137	CANTU' U.	21.598	41	137	CANTU' U.	1'02.800	41	137	CANTU' U.	54.972
42	44	JELMINI F.	11.391	42	44	JELMINI F.	21.620	42	44	JELMINI F.	1'03.703	42	44	JELMINI F.	56.623
43	101	GABRIELLI E.	11.405	43	101	GABRIELLI E.	22.672	43	101	GABRIELLI E.	1'05.727	43	101	GABRIELLI E.	57.847
44	40	LELLI L.	12.655	44	40	LELLI L.	23.481	44	40	LELLI L.	1'09.807	44	40	LELLI L.	1'01.597





Enzo e Dino Ferrari 4.909 m

1 / 2

Luigi Musso Historic Gran Prix

C.I. Autostoriche 2^A3^A Ragg. - Classifica di Classe Gara

2^A Ragg.

Giri 28 = 137,452 km - Media 133,600 km/h - Tempo di gara 1:01'43.797

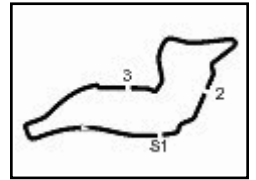
Num.	Concorrente	Scuderia	Auto	Classe	Giri	Tempo	Dist.	Rel.	Giro	Veloce
	Conduttore 1	Conduttore 2	Conduttore 3	Conduttore 4						
1	115 ROSTICCI RICCARDO ROSTICCI Riccardo	Sc. Autom. Kinzica MUNDI Stefano	Porsche 911 3.0	2-GHS02	28	1:01'43.797			23	2'05.993
2	118 BENUSIGLIO MARIO BENUSIGLIO Mario	Team Italia LIBERATORE Francesco	Porsche 911 3.0	2-GHS02	28	1:01'52.624	8.827	8.827	3	2'06.015
3	98 W&D RACING TEAM MELONI Walter	Circolo della Biella	Ford Escort MKI	2-GHC20	28	1:02'32.059	48.262	39.435	2	2'09.445
4	95 CORAZZARI PIERO CORAZZARI Piero	Circolo della Biella CORAZZARI Gisberto	Ford Escort MKI	2-GHC20	27	1:01'57.339	1 Giro	1 Giro	16	2'06.510
5	120 MALAGUTI MARCO MALAGUTI Marco	Club 02	Davrian MK VII	2-GHP10	27	1:02'36.391	1 Giro	39.052	9	2'13.155
6	102 GRASSETTO PIERLUIGI GRASSETTO Pierluigi	Duzz Promotorsport GRASSETTO Stefania	Porsche 911 2.7	2-GHO25	27	1:02'39.812	1 Giro	3.421	26	2'14.029
7	106 BARRACO SALVATORE CHIARAMONTE BORDONAR Roberto	AB Motorsport	A.R. Giulia GTA 1600	2-GHS16	26	1:01'35.535	2 Giri	1 Giro	23	2'17.917
8	39 RITTWEGER ALEXANDER RITTWEGER Alexander		A.R. GTA	2-GT20	26	1:01'42.717	2 Giri	7.182	20	2'15.956
9	104 ZORZI GIORGIO ZORZI Giorgio		Porsche 911 G Coupe'	2-GHO25	26	1:01'59.285	2 Giri	16.568	3	2'17.422
10	90 BARBARO GIANCARLO BARBARO Giancarlo	Covir	BMW 2002	2-GHC20	26	1:02'04.718	2 Giri	5.433	20	2'16.395
11	41 CASTRONOVO ANDREA CASTRONOVO Andrea	Club 02 GIULIANI Giuliano	BMW 2002	2-GT20	26	1:02'05.460	2 Giri	0.742	25	2'16.281
12	45 TESSARO FRANCESCO TESSARO Francesco	Tessaro Team TESSARO Graziano	Abarth 1000 TCR	2-GH10	26	1:02'59.053	2 Giri	53.593	26	2'19.549
13	53 LILLI MAURO LILLI Mauro	Sc. Biondetti "ROCCO"	A.R. GTV 2000	2-GH20	26	1:03'45.492	2 Giri	46.439	25	2'22.446
14	83 ERMINI ROBERTO ERMINI Roberto	Cassiacorse 264 Storica LELLI Fabrizio	A.R. GT Junior 1.6	2-GH16	25	1:02'04.680	3 Giri	1 Giro	13	2'21.191
15	92 DEL NIBBIO MASSIMILIANO DEL NIBBIO Massimiliano	Club 02 DANZI Francesco	BMW 2002 Ti	2-GHC20	25	1:02'21.607	3 Giri	16.927	2	2'19.241
16	107 LONARDI ROBERTO LONARDI Roberto	AB Motorsport RAIMONDI Romolo	Lotus Europa	2-GHS16	25	1:02'28.071	3 Giri	6.464	11	2'19.889
17	109 DAMIANI ANDREA DAMIANI Andrea	NERVI Enrico	Porsche 911	2-GHS20	25	1:02'44.794	3 Giri	16.723	8	2'19.993
18	99 PELLIZZARI ARNALDO PELLIZZARI Arnaldo	PELLIZZARI Astrid	Lotus Elan	2-GHG16	24	1:03'26.651	4 Giri	1 Giro	22	2'27.486
19	44 TREBBI GIACOMO JELMINI Felice		A.R. GT 1300 J	2-GT13	23	1:01'39.713	5 Giri	1 Giro	12	2'34.782
20	101 GABRIELLI EUGENIO GABRIELLI Eugenio	ANGIOLANI Antonio	Lancia Fulvia GTS 13	2-GH13	22	1:02'27.586	6 Giri	1 Giro	22	2'38.439
21	84 PRALLER PETER PRALLER Peter	GEORGI Bernd	A.R. Giulia Super	2-GH16	22	1:02'28.964	6 Giri	1.378	20	2'18.209
22	40 LELLI LORENZO LELLI Lorenzo	PETRENI Marco	A112	2-GH10	21	1:02'45.617	7 Giri	1 Giro	6	2'47.926
----- Non Classificati: -----										
NC	93 WEINZIERL ALBERT WEINZIERL Albert	GEORGI Bernd	A.R. GTAm	2-GHC20	3	1:01'52.184	25 Giri		2	2'21.502
RIT	81 VETTORETTI DANIELE VETTORETTI Daniele	Piave Jolly ZAGO Emilio	Mini Cooper S	2-GH13	16	41'33.450	12 Giri		7	2'18.337
RIT	114 JELMINI GIACOMO JELMINI Giacomo		Porsche 911 3.0	2-GHS02	14	37'56.777	14 Giri		3	2'05.690
RIT	119 AB MOTORSPORT CASONI Mario	AB Motorsport ZARDO Denny	Porsche 911 3.0	2-GHS02	11	52'14.352	17 Giri		9	2'01.023
RIT	55 HANDELS GMBH FICHT Matthias	GPS Classic ZWEIFLER Wolf	A.R. GTV 2000	2-GH20	7	17'52.662	21 Giri		4	2'29.200
NP	96 FRISONE FRANCESCO FRISONE Francesco	SCALINI Luigi	A.R. GTV 2000	2-GHC20						
NP	42 SALA MARIO CERATI Dario	SALA Mario	Porsche 911	2-GG20						

Direttore di Gara : Campana Giorgio

21/10/2012 Inizio 11:42 Fine 12:46

Esposta alle:





Enzo e Dino Ferrari 4.909 m

2 / 2

Luigi Musso Historic Gran Prix

C.I. Autostoriche 2[^]3[^] Ragg. - Classifica di Classe Gara

Partenti:: 29 Non Partiti:: 2 Ritirati:: 4 Non Classificati:: 1 Classificati:: 22 Esclusi:: 0
 Giro Veloce N. 9 Num. 119 Mario Casoni 2 Tempo 2'01.023 Media. 146,025 Km/h

3[^] Raggr.

Giri 31 = 152,179 km - Media 148,584 km/h - Tempo di gara 1:01'27.111

Num.	Concorrente	Scuderia	Auto	Classe	Giri	Tempo	Dist.	Rel.	Giro Veloce
		Conduattore 1	Conduattore 2	Conduattore 3		Conduattore 4			
1	152 GUERRA MASSIMO GUERRA Massimo	Gr. Piloti Forlivesi	Porsche 930	3-HIO2	31	1:01'27.111		23	1'53.936
2	147 SORDI MASSIMO SORDI Massimo	Mediolanum SORDI Fabio	Porsche 935 Turbo GIOVANNINI M.	3-HIO2	31	1:01'44.554	17.443	17.443	18 1'53.502
3	156 VALLE FABIO VALLE Fabio	Team Form-Agorest VALLE Alain	Lancia Beta Montecar	3-HIO2	31	1:01'50.621	23.510	6.067	28 1'54.340
4	153 AMBROSO GIOVANNI AMBROSO Giovanni	Team Italia ZORZI Marco	BMW 323i	3-HIO2	29	1:01'34.641	2 Giri	2 Giri	12 2'01.665
5	141 ARNALDI ROBERTO ARNALDI Roberto	Albenga Racing Team	A.R. GTAm	3-HI20	28	1:01'45.330	3 Giri	1 Giro	18 2'08.435
6	149 RONCONI MASSIMO RONCONI Massimo	Team Italia TARABINI Luciano	Porsche 930	3-HIO2	28	1:02'02.255	3 Giri	16.925	3 2'06.537
7	138 TESSARO ANDREA TESSARO Andrea	Tessaro Team	Fiat X1/9	3-HI16	27	1:02'03.657	4 Giri	1 Giro	21 2'12.445
8	124 COCCHI LORENZO COCCHI Lorenzo		VW Golf GTI	3-HT16	27	1:03'32.573	4 Giri	1'28.916	22 2'15.922
9	128 PIATTO ROBERTO XAMIN Fabio	Team Bassano PIATTO Roberto	Fiat Ritmo 75	3-HT16	26	1:02'53.603	5 Giri	1 Giro	12 2'16.346
10	143 MIRA ROBERTO MIRA Roberto	Veregra Competition	A.R. Giulia GTV	3-HI20	25	1:03'54.200	6 Giri	1 Giro	24 2'26.694
11	146 W&D RACING TEAM MELONI Paolo	Sc. San Marino	BMW CSL	3-HIO2	24	1:01'35.410	7 Giri	1 Giro	2 2'13.570
12	140 IACOANGELO DIEGO IACOANGELI Marco	IACOANGELI Diego	A.R. GTV 1750	3-HI20	24	1:03'34.874	7 Giri	1'59.464	9 2'25.169
13	137 CANTU' UMBERTO CANTU' Umberto	Sc. del Portello LIMOLI Luigi	A.R. Alfasud TI	3-HI13	23	1:02'55.577	8 Giri	1 Giro	21 2'31.108
----- Non Classificati: -----									
RIT	135 BRASCHI VALERIO BRASCHI Valerio	Veregra Competition SAVOCA Sergio	Porsche 928 S	3-HGO25	14	30'22.677	17 Giri		3 2'07.669
RIT	129 CRUCIANI ELISEO CRUCIANI Eliseo	Veregra Competition	BMW 323i	3-HT25	11	25'50.329	20 Giri		10 2'18.475
RIT	123 GIOVANNINI THOMAS GIOVANNINI Thomas	Mediolanum GIOVANNINI Gilles	Fiat Ritmo 65	3-HT16	8	18'35.075	23 Giri		4 2'17.074
RIT	134 BRACALENTE ALESSANDRO BRACALENTE Alessandro	Veregra Competition TERRIBILI Valter	Porsche 928 S	3-HGO25	6	14'55.588	25 Giri		2 2'16.463

Partenti:: 17 Non Partiti:: 0 Ritirati:: 4 Non Classificati:: 0 Classificati:: 13 Esclusi:: 0
 Giro Veloce N. 18 Num. 147 Massimo Sordi Tempo 1'53.502 Media. 155,701 Km/h

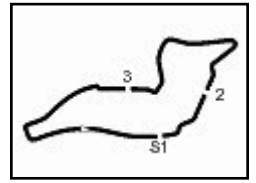
Umidità	76%	ARIA	17°C
Condizioni	Dry	Temp.	25°C

Direttore di Gara : Campana Giorgio

21/10/2012 Inizio 11:42 Fine 12:46

Esposta alle:





Enzo e Dino Ferrari 4.909 m

1 / 6

Luigi Musso Historic Gran Prix

C.I. Autostoriche 2[^]3[^] Ragg. - Classifica di Classe Gara

2[^] Ragg. / G1-GTS/2000

Num. Concorrente	Scuderia	Auto	Giri	Tempo	Dist.	Rel.	Giro Veloce
Conduttore 1	Conduttore 2	Conduttore 3	Conduttore 4				
----- Non Classificati: -----							
NP 42 SALA MARIO		Porsche 911					
CERATI Dario	SALA Mario						

Partenti:: 1 Non Partiti:: 1 Ritirati:: 0 Non Classificati:: 0 Classificati:: 0 Esclusi:: 0
 Giro Veloce N. 0 Num. 42 Dario Cerati 3 Tempo Media. 0,050 Km/h

2[^] Ragg. / G2/H1-TC/1000

Giri 26 = 127,634 km - Media 121,587 km/h - Tempo di gara 1:02'59.053

Num. Concorrente	Scuderia	Auto	Giri	Tempo	Dist.	Rel.	Giro Veloce
Conduttore 1	Conduttore 2	Conduttore 3	Conduttore 4				
1 45 TESSARO FRANCESCO	Tessaro Team	Abarth 1000 TCR	26	1:02'59.053		26	2'19.549
TESSARO Francesco	TESSARO Graziano						
2 40 LELLI LORENZO	PETRENI Marco	A112	21	1:02'45.617	5 Giri	5 Giri	6 2'47.926
LELLI Lorenzo							

Partenti:: 2 Non Partiti:: 0 Ritirati:: 0 Non Classificati:: 0 Classificati:: 2 Esclusi:: 0
 Giro Veloce N. 26 Num. 45 Francesco Tessaro Tempo 2'19.549 Media. 126,639 Km/h

2[^] Ragg. / G2/H1-TC/1300

Giri 22 = 107,998 km - Media 103,745 km/h - Tempo di gara 1:02'27.586

Num. Concorrente	Scuderia	Auto	Giri	Tempo	Dist.	Rel.	Giro Veloce
Conduttore 1	Conduttore 2	Conduttore 3	Conduttore 4				
1 101 GABRIELLI EUGENIO		Lancia Fulvia GTS 13	22	1:02'27.586		22	2'38.439
GABRIELLI Eugenio	ANGIOLANI Antonio						
----- Non Classificati: -----							
RIT 81 VETTORETTI DANIELE	Piave Jolly	Mini Cooper S	16	41'33.450	6 Giri	7	2'18.337
VETTORETTI Daniele	ZAGO Emilio						

Partenti:: 2 Non Partiti:: 0 Ritirati:: 1 Non Classificati:: 0 Classificati:: 1 Esclusi:: 0
 Giro Veloce N. 7 Num. 81 Daniele Vettoretti 2 Tempo 2'18.337 Media. 127,749 Km/h

2[^] Ragg. / G2/H1-TC/1600

Giri 25 = 122,725 km - Media 118,617 km/h - Tempo di gara 1:02'04.680

Num. Concorrente	Scuderia	Auto	Giri	Tempo	Dist.	Rel.	Giro Veloce
Conduttore 1	Conduttore 2	Conduttore 3	Conduttore 4				
1 83 ERMINI ROBERTO	Cassiacorse 264 Storica	A.R. GT Junior 1.6	25	1:02'04.680		13	2'21.191
ERMINI Roberto	LELLI Fabrizio						
2 84 PRALLER PETER	GEORGI Bernd	A.R. Giulia Super	22	1:02'28.964	3 Giri	3 Giri	20 2'18.209
PRALLER Peter							

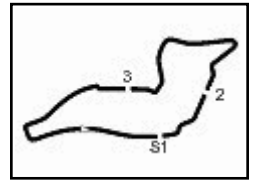
Partenti:: 2 Non Partiti:: 0 Ritirati:: 0 Non Classificati:: 0 Classificati:: 2 Esclusi:: 0
 Giro Veloce N. 20 Num. 84 Peter Praller Tempo 2'18.209 Media. 127,867 Km/h

Direttore di Gara : Campana Giorgio

21/10/2012 Inizio 11:42 Fine 12:46

Esposta alle:





Enzo e Dino Ferrari 4.909 m

2 / 6

Luigi Musso Historic Gran Prix

C.I. Autostoriche 2^A3^A Ragg. - Classifica di Classe Gara

2^A Raggr. / G2/H1-T/2000

Giri 26 = 127,634 km - Media 120,111 km/h - Tempo di gara 1:03'45.492

Num.	Concorrente	Scuderia	Auto	Giri	Tempo	Dist.	Rel.	Giro Veloce
	Conducente 1	Conducente 2	Conducente 3	Conducente 4				
1	53 LILLI MAURO LILLI Mauro	Sc. Biondetti "ROCCO"	A.R. GTV 2000	26	1:03'45.492			25 2'22.446
----- Non Classificati: -----								
RIT	55 HANDELS GMBH FICHT Matthias	GPS Classic ZWEIFLER Wolf	A.R. GTV 2000	7	17'52.662	19 Giri		4 2'29.200

Partenti:: 2 Non Partiti:: 0 Ritirati:: 1 Non Classificati:: 0 Classificati:: 1 Esclusi:: 0

Giro Veloce N. 25 Num. 53 Mauro Lilli Tempo 2'22.446 Media. 124,064 Km/h

2^A Raggr. / G2/H1-TC/2000

Giri 28 = 137,452 km - Media 131,882 km/h - Tempo di gara 1:02'32.059

Num.	Concorrente	Scuderia	Auto	Giri	Tempo	Dist.	Rel.	Giro Veloce
	Conducente 1	Conducente 2	Conducente 3	Conducente 4				
1	98 W&D RACING TEAM MELONI Walter	Circolo della Biella	Ford Escort MKI	28	1:02'32.059			2 2'09.445
2	95 CORAZZARI PIERO CORAZZARI Piero	Circolo della Biella CORAZZARI Gisberto	Ford Escort MKI	27	1:01'57.339	1 Giro	1 Giro	16 2'06.510
3	90 BARBARO GIANCARLO BARBARO Giancarlo	Covir	BMW 2002	26	1:02'04.718	2 Giri	1 Giro	20 2'16.395
4	92 DEL NIBBIO MASSIMILIANO DEL NIBBIO Massimiliano	Club 02 DANZI Francesco	BMW 2002 Ti	25	1:02'21.607	3 Giri	1 Giro	2 2'19.241
----- Non Classificati: -----								
NC	93 WEINZIERL ALBERT WEINZIERL Albert	GEORGI Bernd	A.R. GTAm	3	1:01'52.184	25 Giri		2 2'21.502
NP	96 FRISONE FRANCESCO FRISONE Francesco	SCALINI Luigi	A.R. GTV 2000					

Partenti:: 6 Non Partiti:: 1 Ritirati:: 0 Non Classificati:: 1 Classificati:: 4 Esclusi:: 0

Giro Veloce N. 16 Num. 95 Piero Corazzari Tempo 2'06.510 Media. 139,692 Km/h

2^A Raggr. / G2/H1-GT/1600

Giri 24 = 117,816 km - Media 111,420 km/h - Tempo di gara 1:03'26.651

Num.	Concorrente	Scuderia	Auto	Giri	Tempo	Dist.	Rel.	Giro Veloce
	Conducente 1	Conducente 2	Conducente 3	Conducente 4				
1	99 PELLIZZARI ARNALDO PELLIZZARI Arnaldo	PELLIZZARI Astrid	Lotus Elan	24	1:03'26.651			22 2'27.486

Partenti:: 1 Non Partiti:: 0 Ritirati:: 0 Non Classificati:: 0 Classificati:: 1 Esclusi:: 0

Giro Veloce N. 22 Num. 99 Arnaldo Pellizzari Tempo 2'27.486 Media. 119,824 Km/h

2^A Raggr. / G2/H1-GT/oltre 2500

Giri 27 = 132,543 km - Media 126,909 km/h - Tempo di gara 1:02'39.812

Num.	Concorrente	Scuderia	Auto	Giri	Tempo	Dist.	Rel.	Giro Veloce
	Conducente 1	Conducente 2	Conducente 3	Conducente 4				
1	102 GRASSETTO PIERLUIGI GRASSETTO Pierluigi	Duzz Promotorsport GRASSETTO Stefania	Porsche 911 2.7	27	1:02'39.812			26 2'14.029
2	104 ZORZI GIORGIO ZORZI Giorgio		Porsche 911 G Coupe'	26	1:01'59.285	1 Giro	1 Giro	3 2'17.422

Partenti:: 2 Non Partiti:: 0 Ritirati:: 0 Non Classificati:: 0 Classificati:: 2 Esclusi:: 0

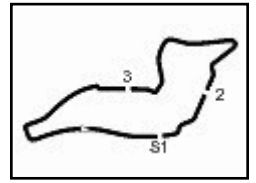
Giro Veloce N. 26 Num. 102 Pierluigi Grassetto Tempo 2'14.029 Media. 131,855 Km/h

Direttore di Gara : Campana Giorgio

21/10/2012 Inizio 11:42 Fine 12:46

Esposta alle:





Enzo e Dino Ferrari 4.909 m

3 / 6

Luigi Musso Historic Gran Prix

C.I. Autostoriche 2^a3^a Ragg. - Classifica di Classe Gara

2^a Ragg. / G2/H1-GTP/1000

Giri 27 = 132,543 km - Media 127,025 km/h - Tempo di gara 1:02'36.391

Num.	Concorrente	Scuderia	Auto	Giri	Tempo	Dist.	Rel.	Giro Veloce
	Conducente 1	Conducente 2	Conducente 3	Conducente 4				
1	120 MALAGUTI MARCO MALAGUTI Marco	Club 02	Davrian MK VII	27	1:02'36.391			9 2'13.155

Partenti:: 1 Non Partiti:: 0 Ritirati:: 0 Non Classificati:: 0 Classificati:: 1 Esclusi:: 0

Giro Veloce N. 9 Num. 120 Marco Malaguti Tempo 2'13.155 Media. 132,721 Km/h

2^a Ragg. / G2/H1-GTS/1600

Giri 26 = 127,634 km - Media 124,334 km/h - Tempo di gara 1:01'35.535

Num.	Concorrente	Scuderia	Auto	Giri	Tempo	Dist.	Rel.	Giro Veloce
	Conducente 1	Conducente 2	Conducente 3	Conducente 4				
1	106 BARRACO SALVATORE CHIARAMONTE BORDONAR Roberto	AB Motorsport	A.R. Giulia GTA 1600	26	1:01'35.535			23 2'17.917
2	107 LONARDI ROBERTO LONARDI Roberto	AB Motorsport RAIMONDI Romolo	Lotus Europa	25	1:02'28.071	1 Giro	1 Giro	11 2'19.889

Partenti:: 2 Non Partiti:: 0 Ritirati:: 0 Non Classificati:: 0 Classificati:: 2 Esclusi:: 0

Giro Veloce N. 23 Num. 106 Roberto Chiaramonte Bordonar Tempo 2'17.917 Media. 128,138 Km/h

2^a Ragg. / G2/H1-GTS/2000

Giri 25 = 122,725 km - Media 117,353 km/h - Tempo di gara 1:02'44.794

Num.	Concorrente	Scuderia	Auto	Giri	Tempo	Dist.	Rel.	Giro Veloce
	Conducente 1	Conducente 2	Conducente 3	Conducente 4				
1	109 DAMIANI ANDREA DAMIANI Andrea	NERVI Enrico	Porsche 911	25	1:02'44.794			8 2'19.993

Partenti:: 1 Non Partiti:: 0 Ritirati:: 0 Non Classificati:: 0 Classificati:: 1 Esclusi:: 0

Giro Veloce N. 8 Num. 109 Andrea Damiani Tempo 2'19.993 Media. 126,238 Km/h

2^a Ragg. / G2/H1-GTS/oltre 2500

Giri 28 = 137,452 km - Media 133,600 km/h - Tempo di gara 1:01'43.797

Num.	Concorrente	Scuderia	Auto	Giri	Tempo	Dist.	Rel.	Giro Veloce
	Conducente 1	Conducente 2	Conducente 3	Conducente 4				
1	115 ROSTICCI RICCARDO ROSTICCI Riccardo	Sc. Autom. Kinzica MUNDI Stefano	Porsche 911 3.0	28	1:01'43.797			23 2'05.993
2	118 BENUSIGLIO MARIO BENUSIGLIO Mario	Team Italia LIBERATORE Francesco	Porsche 911 3.0	28	1:01'52.624	8.827	8.827	3 2'06.015
----- Non Classificati: -----								
R/T	114 JELMINI GIACOMO JELMINI Giacomo		Porsche 911 3.0	14	37'56.777	14 Giri		3 2'05.690
R/T	119 AB MOTORSPORT CASONI Mario	AB Motorsport ZARDO Denny	Porsche 911 3.0	11	52'14.352	17 Giri		9 2'01.023

Partenti:: 4 Non Partiti:: 0 Ritirati:: 2 Non Classificati:: 0 Classificati:: 2 Esclusi:: 0

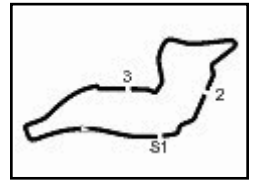
Giro Veloce N. 9 Num. 119 Mario Casoni 2 Tempo 2'01.023 Media. 146,025 Km/h

Direttore di Gara : Campana Giorgio

21/10/2012 Inizio 11:42 Fine 12:46

Esposta alle:





Luigi Musso Historic Gran Prix

C.I. Autostoriche 2[^]3[^] Ragg. - Classifica di Classe Gara

2[^] Ragg. / G1-TC/1300

Giri 23 = 112,907 km - Media 109,864 km/h - Tempo di gara 1:01'39.713

Num.	Concorrente	Scuderia	Auto	Giri	Tempo	Dist.	Rel.	Giro Veloce
	Conduttore 1	Conduttore 2	Conduttore 3	Conduttore 4				
1	44 TREBBI GIACOMO JELMINI Felice		A.R. GT 1300 J	23	1:01'39.713			12 2'34.782

 Partenti:: 1 Non Partiti:: 0 Ritirati:: 0 Non Classificati:: 0 Classificati:: 1 Esclusi:: 0
 Giro Veloce N. 12 Num. 44 Felice Jelmini Tempo 2'34.782 Media. 114,176 Km/h

2[^] Ragg. / G1-TC/2000

Giri 26 = 127,634 km - Media 124,093 km/h - Tempo di gara 1:01'42.717

Num.	Concorrente	Scuderia	Auto	Giri	Tempo	Dist.	Rel.	Giro Veloce
	Conduttore 1	Conduttore 2	Conduttore 3	Conduttore 4				
1	39 RITTWEGER ALEXANDER RITTWEGER Alexander		A.R. GTA	26	1:01'42.717			20 2'15.956
2	41 CASTRONOVO ANDREA CASTRONOVO Andrea	Club 02 GIULIANI Giuliano	BMW 2002	26	1:02'05.460	22.743	22.743	25 2'16.281

 Partenti:: 2 Non Partiti:: 0 Ritirati:: 0 Non Classificati:: 0 Classificati:: 2 Esclusi:: 0
 Giro Veloce N. 20 Num. 39 Alexander Rittweger Tempo 2'15.956 Media. 129,986 Km/h

3[^] Ragg. / H2/I-GTS/oltre 2500

Giri 14 = 68,726 km - Media 66,819 km/h - Tempo di gara 30'22.677

Num.	Concorrente	Scuderia	Auto	Giri	Tempo	Dist.	Rel.	Giro Veloce
	Conduttore 1	Conduttore 2	Conduttore 3	Conduttore 4				
----- Non Classificati: -----								
RIT	135 BRASCHI VALERIO BRASCHI Valerio	Veregra Competition SAVOCA Sergio	Porsche 928 S	14	30'22.677			3 2'07.669
RIT	134 BRACALENTE ALESSANDRO BRACALENTE Alessandro	Veregra Competition TERRIBILI Valter	Porsche 928 S	6	14'55.588	8 Giri		2 2'16.463

 Partenti:: 2 Non Partiti:: 0 Ritirati:: 2 Non Classificati:: 0 Classificati:: 0 Esclusi:: 0
 Giro Veloce N. 3 Num. 135 Valerio Braschi 2 Tempo 2'07.669 Media. 138,424 Km/h

3[^] Ragg. / H2/I-SIL/1300

Giri 23 = 112,907 km - Media 107,656 km/h - Tempo di gara 1:02'55.577

Num.	Concorrente	Scuderia	Auto	Giri	Tempo	Dist.	Rel.	Giro Veloce
	Conduttore 1	Conduttore 2	Conduttore 3	Conduttore 4				
1	137 CANTU' UMBERTO CANTU' Umberto	Sc. del Portello LIMOLI Luigi	A.R. Alfasud TI	23	1:02'55.577			21 2'31.108

 Partenti:: 1 Non Partiti:: 0 Ritirati:: 0 Non Classificati:: 0 Classificati:: 1 Esclusi:: 0
 Giro Veloce N. 21 Num. 137 Umberto Cantu' Tempo 2'31.108 Media. 116,952 Km/h

3[^] Ragg. / H2/I-SIL/1600

Giri 27 = 132,543 km - Media 128,141 km/h - Tempo di gara 1:02'03.657

Num.	Concorrente	Scuderia	Auto	Giri	Tempo	Dist.	Rel.	Giro Veloce
	Conduttore 1	Conduttore 2	Conduttore 3	Conduttore 4				
1	138 TESSARO ANDREA TESSARO Andrea	Tessaro Team	Fiat X1/9	27	1:02'03.657			21 2'12.445

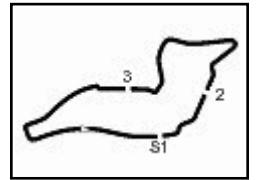
 Partenti:: 1 Non Partiti:: 0 Ritirati:: 0 Non Classificati:: 0 Classificati:: 1 Esclusi:: 0
 Giro Veloce N. 21 Num. 138 Andrea Tessaro Tempo 2'12.445 Media. 133,432 Km/h

Direttore di Gara : Campana Giorgio

 Inizio 11:42 Fine 12:46
 21/10/2012

Esposta alle:





Enzo e Dino Ferrari 4.909 m

5 / 6

Luigi Musso Historic Gran Prix

C.I. Autostoriche 2[^]3[^] Ragg. - Classifica di Classe Gara

3[^] Ragg. / H2/I-SIL/2000

Giri 28 = 137,452 km - Media 133,545 km/h - Tempo di gara 1:01'45.330

Num.	Concorrente	Scuderia	Auto	Giri	Tempo	Dist.	Rel.	Giro Veloce
	Conducente 1	Conducente 2	Conducente 3	Conducente 4				
1	141 ARNALDI ROBERTO ARNALDI Roberto	Albenga Racing Team	A.R. GTAm	28	1:01'45.330			18 2'08.435
2	143 MIRA ROBERTO MIRA Roberto	Veregra Competition	A.R. Giulia GTV	25	1:03'54.200	3 Giri	3 Giri	24 2'26.694
3	140 IACOANGELO DIEGO IACOANGELI Marco	IACOANGELI Diego	A.R. GTV 1750	24	1:03'34.874	4 Giri	1 Giro	9 2'25.169

Partenti: 3 Non Partiti: 0 Ritirati: 0 Non Classificati: 0 Classificati: 3 Esclusi: 0

Giro Veloce N. 18 Num. 141 Roberto Arnaldi Tempo 2'08.435 Media. 137,598 Km/h

3[^] Ragg. / H2/I-SIL/oltre 2000

Giri 31 = 152,179 km - Media 148,584 km/h - Tempo di gara 1:01'27.111

Num.	Concorrente	Scuderia	Auto	Giri	Tempo	Dist.	Rel.	Giro Veloce
	Conducente 1	Conducente 2	Conducente 3	Conducente 4				
1	152 GUERRA MASSIMO GUERRA Massimo	Gr. Piloti Forlivesi	Porsche 930	31	1:01'27.111			23 1'53.936
2	147 SORDI MASSIMO SORDI Massimo	Mediolanum SORDI Fabio	Porsche 935 Turbo GIOVANNINI M.	31	1:01'44.554	17.443	17.443	18 1'53.502
3	156 VALLE FABIO VALLE Fabio	Team Form-Agorest VALLE Alain	Lancia Beta Montecar	31	1:01'50.621	23.510	6.067	28 1'54.340
4	153 AMBROSO GIOVANNI AMBROSO Giovanni	Team Italia ZORZI Marco	BMW 323i	29	1:01'34.641	2 Giri	2 Giri	12 2'01.665
5	149 RONCONI MASSIMO RONCONI Massimo	Team Italia TARABINI Luciano	Porsche 930	28	1:02'02.255	3 Giri	1 Giro	3 2'06.537
6	146 W&D RACING TEAM MELONI Paolo	Sc. San Marino	BMW CSL	24	1:01'35.410	7 Giri	4 Giri	2 2'13.570

Partenti: 6 Non Partiti: 0 Ritirati: 0 Non Classificati: 0 Classificati: 6 Esclusi: 0

Giro Veloce N. 18 Num. 147 Massimo Sordi Tempo 1'53.502 Media. 155,701 Km/h

3[^] Ragg. / H2/I-TC/1600

Giri 27 = 132,543 km - Media 125,153 km/h - Tempo di gara 1:03'32.573

Num.	Concorrente	Scuderia	Auto	Giri	Tempo	Dist.	Rel.	Giro Veloce
	Conducente 1	Conducente 2	Conducente 3	Conducente 4				
1	124 COCCHI LORENZO COCCHI Lorenzo		VW Golf GTI	27	1:03'32.573			22 2'15.922
2	128 PIATTO ROBERTO XAMIN Fabio	Team Bassano PIATTO Roberto	Fiat Ritmo 75	26	1:02'53.603	1 Giro	1 Giro	12 2'16.346
----- Non Classificati: -----								
RIT	123 GIOVANNINI THOMAS GIOVANNINI Thomas	Mediolanum GIOVANNINI Gilles	Fiat Ritmo 65	8	18'35.075	19 Giri		4 2'17.074

Partenti: 3 Non Partiti: 0 Ritirati: 1 Non Classificati: 0 Classificati: 2 Esclusi: 0

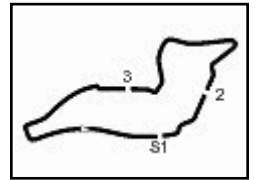
Giro Veloce N. 22 Num. 124 Lorenzo Cocchi Tempo 2'15.922 Media. 130,019 Km/h

Direttore di Gara : Campana Giorgio

21/10/2012 Inizio 11:42 Fine 12:46

Esposta alle:





Enzo e Dino Ferrari 4.909 m

6 / 6

Luigi Musso Historic Gran Prix

C.I. Autostoriche 2^a3^a Ragg. - Classifica di Classe Gara

3^a Raggr. / H2/I-TC/2500

Giri 11 = 53,999 km - Media 50,988 km/h - Tempo di gara 25'50.329

Num.	Concorrente	Scuderia	Auto	Giri	Tempo	Dist.	Rel.	Giro Veloce
	Conduattore 1	Conduattore 2	Conduattore 3	Conduattore 4				
Non Classificati:								
RIT	129 CRUCIANI ELISEO	Veregra Competition	BMW 323i	11	25'50.329			10 2'18.475
	CRUCIANI Eliseo							

Partenti:: 1 Non Partiti:: 0 Ritirati:: 1 Non Classificati:: 0 Classificati:: 0 Esclusi:: 0
 Giro Veloce N. 10 Num. 129 Eliseo Cruciani 2 Tempo 2'18.475 Media. 127,622 Km/h

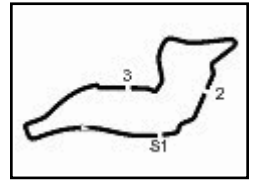
Umidità	76%	ARIA	17°C
Condizioni	Dry	Temp.	25°C

Direttore di Gara : Campana Giorgio

21/10/2012 Inizio 11:42 Fine 12:46

Esposta alle:





Enzo e Dino Ferrari 4.909 m

1 / 2

Luigi Musso Historic Gran Prix

C.I. Autostoriche 2^3^ Ragg. - Classifica Gara

Giri 31 = 152,179 km - Media 148,584 km/h - Tempo di gara 1:01'27.111

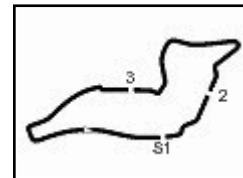
Num.	Concorrente	Scuderia	Auto	Classe	Giri	Tempo	Dist.	Rel.	Giro	Veloce
	Conduttore 1	Conduttore 2	Conduttore 3	Conduttore 4						
1	152 GUERRA MASSIMO GUERRA Massimo	Gr. Piloti Forlivesi	Porsche 930	3-HIO2	31	1:01'27.111		23		1'53.936
2	147 SORDI MASSIMO SORDI Massimo	Mediolanum SORDI Fabio	Porsche 935 Turbo GIOVANNINI M.	3-HIO2	31	1:01'44.554	17.443	17.443	18	1'53.502
3	156 VALLE FABIO VALLE Fabio	Team Form-Agorest VALLE Alain	Lancia Beta Montecarlo	3-HIO2	31	1:01'50.621	23.510	6.067	28	1'54.340
4	153 AMBROSO GIOVANNI AMBROSO Giovanni	Team Italia ZORZI Marco	BMW 323i	3-HIO2	29	1:01'34.641	2 Giri	2 Giri	12	2'01.665
5	115 ROSTICCI RICCARDO ROSTICCI Riccardo	Sc. Autom. Kinzica MUNDI Stefano	Porsche 911 3.0	2-GHSO2	28	1:01'43.797	3 Giri	1 Giro	23	2'05.993
6	141 ARNALDI ROBERTO ARNALDI Roberto	Albenga Racing Team	A.R. GTAm	3-HI20	28	1:01'45.330	3 Giri	1.533	18	2'08.435
7	118 BENUSIGLIO MARIO BENUSIGLIO Mario	Team Italia LIBERATORE Francesco	Porsche 911 3.0	2-GHSO2	28	1:01'52.624	3 Giri	7.294	3	2'06.015
8	149 RONCONI MASSIMO RONCONI Massimo	Team Italia TARABINI Luciano	Porsche 930	3-HIO2	28	1:02'02.255	3 Giri	9.631	3	2'06.537
9	98 W&D RACING TEAM MELONI Walter	Circolo della Biella	Ford Escort MKI	2-GHC20	28	1:02'32.059	3 Giri	29.804	2	2'09.445
10	95 CORAZZARI PIERO CORAZZARI Piero	Circolo della Biella CORAZZARI Gisberto	Ford Escort MKI	2-GHC20	27	1:01'57.339	4 Giri	1 Giro	16	2'06.510
11	138 TESSARO ANDREA TESSARO Andrea	Tessaro Team	Fiat X1/9	3-HI16	27	1:02'03.657	4 Giri	6.318	21	2'12.445
12	120 MALAGUTI MARCO MALAGUTI Marco	Club 02	Davrian MK VII	2-GHP10	27	1:02'36.391	4 Giri	32.734	9	2'13.155
13	102 GRASSETTO PIERLUIGI GRASSETTO Pierluigi	Duzz Promotorsport GRASSETTO Stefania	Porsche 911 2.7	2-GHO25	27	1:02'39.812	4 Giri	3.421	26	2'14.029
14	124 COCCHI LORENZO COCCHI Lorenzo		VW Golf GTI	3-HT16	27	1:03'32.573	4 Giri	52.761	22	2'15.922
15	106 BARRACO SALVATORE CHIARAMONTE BORDONARO Roberto	AB Motorsport	A.R. Giulia GTA 1600	2-GHS16	26	1:01'35.535	5 Giri	1 Giro	23	2'17.917
16	39 RITTWEGER ALEXANDER RITTWEGER Alexander		A.R. GTA	2-GT20	26	1:01'42.717	5 Giri	7.182	20	2'15.956
17	104 ZORZI GIORGIO ZORZI Giorgio		Porsche 911 G Coupe'	2-GHO25	26	1:01'59.285	5 Giri	16.568	3	2'17.422
18	90 BARBARO GIANCARLO BARBARO Giancarlo	Covir	BMW 2002	2-GHC20	26	1:02'04.718	5 Giri	5.433	20	2'16.395
19	41 CASTRONOVO ANDREA CASTRONOVO Andrea	Club 02 GIULIANI Giuliano	BMW 2002	2-GT20	26	1:02'05.460	5 Giri	0.742	25	2'16.281
20	128 PIATTO ROBERTO XAMIN Fabio	Team Bassano PIATTO Roberto	Fiat Ritmo 75	3-HT16	26	1:02'53.603	5 Giri	48.143	12	2'16.346
21	45 TESSARO FRANCESCO TESSARO Francesco	Tessaro Team TESSARO Graziano	Abarth 1000 TCR	2-GH10	26	1:02'59.053	5 Giri	5.450	26	2'19.549
22	53 LILLI MAURO LILLI Mauro	Sc. Biondetti "ROCCO"	A.R. GTV 2000	2-GH20	26	1:03'45.492	5 Giri	46.439	25	2'22.446
23	83 ERMINI ROBERTO ERMINI Roberto	Cassiacorse 264 Storica LELLI Fabrizio	A.R. GT Junior 1.6	2-GH16	25	1:02'04.680	6 Giri	1 Giro	13	2'21.191
24	92 DEL NIBBIO MASSIMILIANO DEL NIBBIO Massimiliano	Club 02 DANZI Francesco	BMW 2002 Ti	2-GHC20	25	1:02'21.607	6 Giri	16.927	2	2'19.241
25	107 LONARDI ROBERTO LONARDI Roberto	AB Motorsport RAIMONDI Romolo	Lotus Europa	2-GHS16	25	1:02'28.071	6 Giri	6.464	11	2'19.889
26	109 DAMIANI ANDREA DAMIANI Andrea	NERVI Enrico	Porsche 911	2-GHS20	25	1:02'44.794	6 Giri	16.723	8	2'19.993
27	143 MIRA ROBERTO MIRA Roberto	Veregra Competition	A.R. Giulia GTV	3-HI20	25	1:03'54.200	6 Giri	1'09.406	24	2'26.694
28	146 W&D RACING TEAM MELONI Paolo	Sc. San Marino	BMW CSL	3-HIO2	24	1:01'35.410	7 Giri	1 Giro	2	2'13.570
29	99 PELLIZZARI ARNALDO PELLIZZARI Arnaldo	PELLIZZARI Astrid	Lotus Elan	2-GHG16	24	1:03'26.651	7 Giri	1'51.241	22	2'27.486
30	140 IACOANGELO DIEGO IACOANGELI Marco	IACOANGELI Diego	A.R. GTV 1750	3-HI20	24	1:03'34.874	7 Giri	8.223	9	2'25.169
31	44 TREBBI GIACOMO JELMINI Felice		A.R. GT 1300 J	2-GT13	23	1:01'39.713	8 Giri	1 Giro	12	2'34.782
32	137 CANTU' UMBERTO CANTU' Umberto	Sc. del Portello LIMOLI Luigi	A.R. Alfaud TI	3-HI13	23	1:02'55.577	8 Giri	1'15.864	21	2'31.108
33	101 GABRIELLI EUGENIO GABRIELLI Eugenio	ANGIOLANI Antonio	Lancia Fulvia GTS 1300	2-GH13	22	1:02'27.586	9 Giri	1 Giro	22	2'38.439

Direttore di Gara : Campana Giorgio

21/10/2012 Inizio 11:42 Fine 12:46

Esposta alle:





Enzo e Dino Ferrari 4.909 m

Luigi Musso Historic Gran Prix

C.I. Autostoriche 2^a3^a Ragg. - Classifica Gara

Giri 22 = 107,998 km - Media 105,446 km/h - Tempo di gara 1:02'28.964

2 / 2

34	84 PRALLER PETER PRALLER Peter	GEORGI Bernd	A.R. Giulia Super	2-GH16	22	1:02'28.964	9 Giri	1.378	20	2'18.209
35	40 LELLI LORENZO LELLI Lorenzo	PETRENI Marco	A112	2-GH10	21	1:02'45.617	10 Giri	1 Giro	6	2'47.926
----- Non Classificati: -----										
NC	93 WEINZIERL ALBERT WEINZIERL Albert	GEORGI Bernd	A.R. GTAm	2-GHC20	3	1:01'52.184	28 Giri		2	2'21.502
RIT	81 VETTORETTI DANIELE VETTORETTI Daniele	Piave Jolly ZAGO Emilio	Mini Cooper S	2-GH13	16	41'33.450	15 Giri		7	2'18.337
RIT	135 BRASCHI VALERIO BRASCHI Valerio	Veregra Competition SAVOCA Sergio	Porsche 928 S	3-HGO25	14	30'22.677	17 Giri		3	2'07.669
RIT	114 JELMINI GIACOMO JELMINI Giacomo		Porsche 911 3.0	2-GHSO2	14	37'56.777	17 Giri		3	2'05.690
RIT	129 CRUCIANI ELISEO CRUCIANI Eliseo	Veregra Competition	BMW 323i	3-HT25	11	25'50.329	20 Giri		10	2'18.475
RIT	119 AB MOTORSPORT CASONI Mario	AB Motorsport ZARDO Denny	Porsche 911 3.0	2-GHSO2	11	52'14.352	20 Giri		9	2'01.023
RIT	123 GIOVANNINI THOMAS GIOVANNINI Thomas	Mediolanum GIOVANNINI Gilles	Fiat Ritmo 65	3-HT16	8	18'35.075	23 Giri		4	2'17.074
RIT	55 HANDELS GMBH FICHT Matthias	GPS Classic ZWEIFLER Wolf	A.R. GTV 2000	2-GH20	7	17'52.662	24 Giri		4	2'29.200
RIT	134 BRACALENTE ALESSANDRO BRACALENTE Alessandro	Veregra Competition TERRIBILI Valter	Porsche 928 S	3-HGO25	6	14'55.588	25 Giri		2	2'16.463
NP	96 FRISONE FRANCESCO FRISONE Francesco	SCALINI Luigi	A.R. GTV 2000	2-GHC20						
NP	42 SALA MARIO CERATI Dario	SALA Mario	Porsche 911	2-GG20						

Partenti:: 46 Non Partiti:: 2 Ritirati:: 8 Non Classificati:: 1 Classificati:: 35 Esclusi:: 0

Giro Veloce N. 18 Num. 147 Massimo Sordi Tempo 1'53.502 Media. 155,701 Km/h

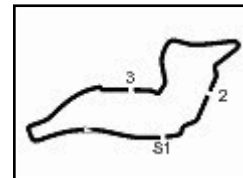
Umidità	76%	ARIA	17°C
Condizioni	Dry	Temp.	25°C

Direttore di Gara : Campana Giorgio

21/10/2012 Inizio 11:42 Fine 12:46

Esposta alle:





Enzo e Dino Ferrari 4.909 m

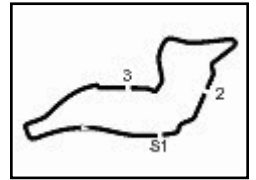
Luigi Musso Historic Gran Prix

C.I. Autostoriche 2^A3^A Ragg. - Griglia di Partenza

Durata: 60'

					24
109	DAMIANI ANDREA Porsche 911				23
101	GABRIELLI EUGENIO Lancia Fulvia GTS 1300	2'45.279			22
137	CANTU' UMBERTO A.R. Alfasud TI	2'32.710			21
140	IACOANGELO DIEGO A.R. GTV 1750	2'29.883			20
99	PELLIZZARI ARNALDO Lotus Elan	2'28.610			19
53	LILLI MAURO A.R. GTV 2000	2'25.228			18
83	ERMINI ROBERTO A.R. GT Junior 1.6	2'24.141			17
107	LONARDI ROBERTO Lotus Europa	2'22.993			16
134	BRACALENTE ALESSANDRO Porsche 928 S	2'20.605			15
81	VETTORETTI DANIELE Mini Cooper S	2'18.716			14
42	SALA MARIO Porsche 911	2'17.972			13
92	DEL NIBBIO MASSIMILIANO BMW 2002 Ti	2'17.173			12
41	CASTRONOVO ANDREA BMW 2002	2'16.617			11
90	BARBARO GIANCARLO BMW 2002	2'16.229			10
123	GIOVANNINI THOMAS Fiat Ritmo 65	2'15.928			9
146	W&D RACING TEAM BMW CSL	2'13.655			8
98	W&D RACING TEAM Ford Escort MKI	2'12.070			7
138	TESSARO ANDREA Fiat X1/9	2'10.688			6
149	RONCONI MASSIMO Porsche 930	2'08.067			5
40	LELLI LORENZO A112	2'49.080			
44	TREBBI GIACOMO A.R. GT 1300 J	2'36.849			
55	HANDELS GMBH A.R. GTV 2000	2'30.167			
143	MIRA ROBERTO A.R. Giulia GTV	2'28.744			
96	FRISONE FRANCESCO A.R. GTV 2000	2'27.790			
84	PRALLER PETER A.R. Giulia Super	2'24.152			
45	TESSARO FRANCESCO Abarth 1000 TCR	2'24.031			
128	PIATTO ROBERTO Fiat Ritmo 75	2'21.251			
106	BARRACO SALVATORE A.R. Giulia GTA 1600	2'20.083			
129	CRUCIANI ELISEO BMW 323i	2'18.650			
39	RITTWEGER ALEXANDER A.R. GTA	2'17.588			
104	ZORZI GIORGIO Porsche 911 G Coupe'	2'17.002			
93	WEINZIERS ALBERT A.R. GTAm	2'16.559			
124	COCCHI LORENZO VW Golf GTi	2'16.046			
120	MALAGUTI MARCO Davrian MK VII	2'15.138			
102	GRASSETTO PIERLUIGI Porsche 911 2.7	2'13.224			
141	ARNALDI ROBERTO A.R. GTAm	2'10.698			
135	BRASCHI VALERIO Porsche 928 S	2'08.568			
118	BENUSIGLIO MARIO Porsche 911 3.0	2'07.247			





Enzo e Dino Ferrari 4.909 m

Luigi Musso Historic Gran Prix

C.I. Autostoriche 2[^]3[^] Ragg. - Griglia di Partenza

Durata: 60'

95	CORAZZARI PIERO Ford Escort MKI	2'06.234	
114	JELMINI GIACOMO Porsche 911 3.0	2'05.813	
153	AMBROSO GIOVANNI BMW 323i	2'00.687	
147	SORDI MASSIMO Porsche 935 Turbo	1'54.327	
115	ROSTICCI RICCARDO Porsche 911 3.0	2'06.061	4
119	AB MOTORSPORT Porsche 911 3.0	2'02.599	3
152	GUERRA MASSIMO Porsche 930	1'57.655	2
156	VALLE FABIO Lancia Beta Montecarlo	1'52.847	1

Partenza 21/10/2012 ore 11.20

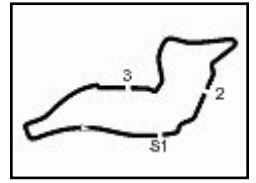
Partenza lanciata

Il conc. n. 109 'Damiani' è stato ammesso in Griglia con Decisione dei CC.SS.

Presidente Giuria

..... Direttore di Gara





Luigi Musso Historic Gran Prix

C.I. Autostoriche 2^3^ Ragg. - Analisi Tempi Gara

Enzo e Dino Ferrari 4.909 m

39 Rittweger Alexander							
Giro	Tratto 1	Tratto 2	Tratto 3	Tratto 4	T. Giro	km/h	Race Time
1			1'00.660	52.636	2'28.692		2'28.692
2	9.119	20.245	58.591	51.436	2'19.391	186.5	4'48.083
3	9.103	20.235	57.936	51.114	2'18.388	189.1	7'06.471
4	9.114	21.161	57.800	49.859	2'17.934	182.4	9'24.405
5	9.104	19.788	58.000	50.602	2'17.494	187.8	11'41.899
6	9.196	21.655	58.780	51.169	2'20.800	173.1	14'02.699
7	8.990	19.452	57.575	51.753	2'17.770	197.0	16'20.469
8	9.073	19.680	58.175	51.056	2'17.984	192.8	18'38.453
9	9.107	21.197	57.100	50.815	2'18.219	177.3	20'56.672
10	9.435	20.111	59.663	50.457	2'19.666	182.1	23'16.338
11	9.160	19.799	1'00.953	50.250	2'20.162	183.7	25'36.500
12	9.152	19.981	58.663	51.126	2'18.922	189.8	27'55.422
13	9.112	19.971	58.245	1'50.950	3'18.098 P	189.5	31'13.520
14	19.984	20.514	57.180	50.230	2'27.908 P	130.3	33'41.428
15	9.119	19.429	56.911	50.529	2'15.988	194.9	35'57.416
16	9.181	19.744	57.036	50.734	2'16.695	179.8	38'14.111
17	8.881	19.684	57.240	1'27.139	2'52.944	198.5	41'07.055
18	9.665	20.067	57.742	51.150	2'18.624	183.7	43'25.679
19	9.138	19.697	57.001	50.376	2'16.212	188.5	45'41.891
20	9.126	19.535	57.827	49.468	2'15.956	189.5	47'57.847
21	9.062	19.323	57.266	50.600	2'16.251	197.8	50'14.098
22	9.149	21.203	56.884	50.209	2'17.445	182.4	52'31.543
23	9.242	19.935	56.922	51.045	2'17.144	187.2	54'48.687
24	9.173	19.496	57.285	50.472	2'16.426	195.6	57'05.113
25	9.114	21.330	59.124	50.413	2'19.981	190.1	59'25.094
26	9.143	19.754	58.202	50.524	2'17.623	188.5	1:01'42.717

24	9.029	19.631	59.511	50.228	2'18.399	192.1	57'14.744
25	9.087	19.794	57.718	49.682	2'16.281	180.0	59'31.025
26	8.975	22.091	57.975	1'05.394	2'34.435	184.3	1:02'05.460

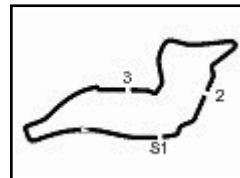
44 Trebbi Giacomo							
Giro	Tratto 1	Tratto 2	Tratto 3	Tratto 4	T. Giro	km/h	Race Time
1	30.287	22.648	1'04.967	58.277	2'56.179	156.6	2'56.179
2	11.720	22.384	1'05.486	57.903	2'37.493	155.9	5'33.672
3	11.721	22.199	1'04.842	58.354	2'37.116	156.3	8'10.788
4	11.874	22.215	1'05.103	59.816	2'39.008	155.2	10'49.796
5	11.593	22.488	1'04.506	57.162	2'35.749	158.2	13'25.545
6	11.577	21.708	1'05.341	57.652	2'36.278	158.2	16'01.823
7	11.598	21.726	1'05.034	57.787	2'36.145	158.2	18'37.968
8	11.643	23.499	1'03.874	57.511	2'36.527	159.3	21'14.495
9	11.463	21.910	1'05.616	57.009	2'35.998	161.0	23'50.493
10	11.742	23.090	1'04.721	2'04.835	3'44.388 P	156.8	27'34.881
11	24.250	22.626	1'05.857	57.651	2'50.384 P	108.1	30'25.265
12	11.530	21.633	1'03.897	57.722	2'34.782	158.6	33'00.047
13	11.513	22.138	1'04.329	57.440	2'35.420	160.0	35'35.467
14	11.462	21.931	1'05.177	57.006	2'35.576	160.5	38'11.043
15	11.614	24.548	1'05.038	57.738	2'38.938	157.2	40'49.981
16	11.489	23.927	1'05.247	56.623	2'37.286	158.6	43'27.267
17	11.391	22.945	1'03.907	57.754	2'35.997	160.3	46'03.264
18	11.664	21.868	1'04.496	57.652	2'35.680	157.7	48'38.944
19	11.753	21.700	1'04.771	57.437	2'35.661	156.6	51'14.605
20	11.586	21.684	1'04.381	58.074	2'35.725	157.9	53'50.330
21	11.565	21.925	1'04.202	58.311	2'36.003	158.4	56'26.333
22	11.732	21.666	1'06.283	57.247	2'36.928	155.4	59'03.261
23	11.674	21.620	1'03.703	59.455	2'36.452	156.6	1:01'39.713

40 Lelli Lorenzo							
Giro	Tratto 1	Tratto 2	Tratto 3	Tratto 4	T. Giro	km/h	Race Time
1	34.173	24.017	1'10.981	1'02.637	3'11.808	141.4	3'11.808
2	12.896	23.799	1'10.372	1'03.040	2'50.107	139.0	6'01.915
3	12.999	23.629	1'10.646	1'02.043	2'49.317	138.3	8'51.232
4	12.801	23.760	1'10.155	1'03.751	2'50.467	141.2	11'41.699
5	12.655	24.612	1'10.013	1'02.022	2'49.302	143.3	14'31.001
6	12.794	23.657	1'09.878	1'01.597	2'47.926	141.4	17'18.927
7	12.811	23.696	1'10.071	1'03.996	2'49.674	140.9	20'08.601
8	12.966	23.861	1'09.937	1'01.856	2'48.620	139.0	22'57.221
9	12.816	23.481	1'13.562	1'02.085	2'51.944	141.6	25'49.165
10	12.829	24.696	1'09.807	1'56.677	3'44.009 P	141.8	29'33.174
11	18.399	26.526	1'16.188	1'06.172	3'07.285 P	107.7	32'40.459
12	12.839	25.544	1'15.808	1'05.860	3'00.051	137.5	35'40.510
13	12.751	25.478	1'15.026	1'06.940	3'00.195	141.0	38'40.705
14	12.882	26.443	1'16.794	1'06.304	3'02.423	140.1	41'43.128
15	12.926	26.470	1'16.446	1'05.518	3'01.360	135.1	44'44.488
16	12.715	25.143	1'14.882	1'04.206	2'56.946	140.3	47'41.434
17	13.013	26.836	1'16.679	1'04.571	3'01.099	139.9	50'42.533
18	13.111	26.945	1'19.117	1'04.663	3'03.836	136.6	53'46.369
19	12.825	25.357	1'16.292	1'05.103	2'59.577	140.1	56'45.946
20	13.007	25.669	1'17.189	1'05.250	3'01.115	138.5	59'47.061
21	12.834	25.722	1'14.253	1'05.747	2'58.556	136.6	1:02'45.617

45 Tessaro Francesco							
Giro	Tratto 1	Tratto 2	Tratto 3	Tratto 4	T. Giro	km/h	Race Time
1			1'01.588	54.903	2'38.341		2'38.341
2	10.178	20.463	59.922	52.775	2'23.338	177.6	5'01.679
3	10.070	20.826	1'00.124	52.462	2'23.482	178.8	7'25.161
4	10.022	20.279	1'04.032	52.928	2'27.261	180.6	9'52.422
5	10.125	20.148	59.932	52.651	2'22.856	178.5	12'15.278
6	10.084	19.974	59.485	53.163	2'22.706	180.3	14'37.984
7	10.061	21.065	59.575	52.691	2'23.392	179.1	17'01.376
8	10.020	20.211	59.772	52.307	2'22.310	179.1	19'23.686
9	10.189	19.925	58.669	52.813	2'21.596	177.3	21'45.282
10	10.150	19.879	58.233	54.611	2'22.873	179.1	24'08.155
11	10.227	19.999	58.914	52.392	2'21.532	176.5	26'29.687
12	10.278	20.151	59.017	52.507	2'21.953	175.9	28'51.640
13	10.147	21.013	58.854	52.687	2'22.701	177.1	31'14.341
14	10.173	19.674	58.343	1'47.520	3'15.710 P	171.7	34'30.051
15	19.962	21.126	59.342	52.329	2'32.759 P	121.7	37'02.810
16	10.211	19.941	58.624	52.176	2'20.952	175.6	39'23.762
17	10.299	19.886	58.547	52.737	2'21.469	175.0	41'45.231
18	10.136	19.560	58.886	51.653	2'20.235	177.3	44'05.466
19	10.147	20.014	58.506	53.085	2'21.752	177.1	46'27.218
20	10.214	20.798	58.041	53.634	2'22.687	176.2	48'49.905
21	10.117	19.874	59.522	52.655	2'22.168	177.6	51'12.073
22	10.228	19.962	58.385	51.970	2'20.545	175.6	53'32.618
23	10.193	21.074	1'00.462	51.863	2'23.592	176.5	55'56.210
24	10.097	20.479	58.740	53.257	2'22.573	178.8	58'18.783
25	10.251	19.776	58.303	52.391	2'20.721	175.9	1:00'39.504
26	10.154	19.921	58.079	51.395	2'19.549	176.8	1:02'59.053

53 Lilli Mauro							
Giro	Tratto 1	Tratto 2	Tratto 3	Tratto 4	T. Giro	km/h	Race Time
1			1'01.555	53.062	2'36.732		2'36.732
2	9.703	20.826	1'00.762	52.729	2'24.020	185.6	5'00.752
3	9.855	20.763	1'00.897	52.499	2'24.014	184.0	7'24.766
4	9.848	20.514	1'02.179	52.608	2'25.149	186.2	9'49.915
5	9.764	20.699	1'01.008	52.502	2'23.973	186.2	12'13.888
6	9.847	20.787	1'00.135	52.502	2'23.271	176.5	14'37.159
7	9.860	20.613	1'00.393	53.130	2'23.996	185.2	17'01.155
8	9.837	20.334	1'01.443	53.917	2'25.531	185.6	19'26.686
9	10.041	20.409	1'01.140	52.621	2'24.211	182.7	21'50.897
10	9.848	20.441	1'01.129	52.585	2'24.003	183.7	24'14.900
11	9.818	20.311	1'00.787	52.718	2'23.634	183.7	26'38.534
12	9.945	20.463	1'01.449	1'50.021	3'21.878 P	183.7	30'00.412
13	20.413	22.729	1'00.858	53.904	2'37.904 P	124.5	32'38.316
14	9.945	20.674	1'00.604	52.833	2'24.056	178.5	35'02.372
15	9.800	20.402	59.809	53.428	2'23.439	185.2	37'25.811
16	9.874	20.187	1'00.104	52.808	2'22.973	184.6	39'48.784
17	9.721	20.358	1'00.922	52.410	2'23.411	186.5	42'12.195
18	9.781	20.208	1'00.154	54.304	2'24.447	188.1	44'36.642

P = Box In/Out - C = Tempo Invalidato



Enzo e Dino Ferrari 4.909 m

Luigi Musso Historic Gran Prix

C.I. Autostoriche 2^3^ Ragg. - Analisi Tempi Gara

19	9.837	20.783	1'00.282	52.443	2'23.345	182.1	46'59.987
20	9.782	20.299	1'00.830	53.160	2'24.071	187.2	49'24.058
21	9.782	20.705	1'00.421	52.787	2'23.695	186.8	51'47.753
22	9.902	20.246	1'00.209	53.228	2'23.585	183.0	54'11.338
23	9.833	20.353	1'00.140	52.725	2'23.051	186.8	56'34.389
24	9.968	20.963	1'00.550	52.372	2'23.853	177.9	58'58.242
25	9.849	20.093	59.931	52.573	2'22.446	185.9	1:01'20.688
26	9.870	20.527	1'00.750	53.657	2'24.804	185.2	1:03'45.492

55 Handels GmbH							
Giro	Tratto 1	Tratto 2	Tratto 3	Tratto 4	T. Giro	km/h	Race Time
1	26.216	22.491	1'05.904	56.319	2'50.930	173.4	2'50.930
2	10.095	22.691	1'05.605	55.014	2'33.405	174.2	5'24.335
3	10.155	21.390	1'03.145	55.595	2'30.285	176.2	7'54.620
4	10.195	21.293	1'02.879	54.833	2'29.200	178.8	10'23.820
5	10.160	21.285	1'02.741	55.063	2'29.249	179.1	12'53.069
6	10.044	20.888	1'03.320	55.001	2'29.253	181.2	15'22.322
7	10.002	21.329	1'03.969	55.040	2'30.340	181.2	17'52.662

81 Vettoretti Daniele							
Giro	Tratto 1	Tratto 2	Tratto 3	Tratto 4	T. Giro	km/h	Race Time
1			1'00.450	51.860	2'30.008		2'30.008
2	9.854	21.932	59.199	51.452	2'22.437	172.0	4'52.445
3	9.751	20.641	58.707	51.245	2'20.344	166.4	7'12.789
4	9.891	20.033	58.277	51.173	2'19.374	176.8	9'32.163
5	9.931	20.858	59.064	52.259	2'22.112	170.4	11'54.275
6	9.773	20.381	58.258	52.217	2'20.629	170.9	14'14.904
7	9.730	19.977	57.772	50.858	2'18.337	183.0	16'33.241
8	9.673	20.001	57.687	52.194	2'19.555	172.5	18'52.796
9	9.768	20.576	58.085	50.607	2'19.036	173.9	21'11.832
10	9.788	19.910	58.143	51.977	2'19.818	177.1	23'31.650
11	9.793	20.767	57.806	50.885	2'19.251	182.4	25'50.901
12	9.728	20.471	58.431	50.481	2'19.111	168.0	28'10.012
13	9.759	20.672	57.872	50.674	2'18.977	179.7	30'28.989
14	9.815	20.097	58.095	51.470	2'19.477	176.8	32'48.466
15	9.870	20.819	59.736	4'31.433	6'01.858 P	175.9	38'50.324
16	22.869	22.435	1'03.639	54.183	2'43.126 P	128.2	41'33.450

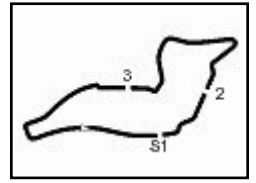
83 Ermini Roberto							
Giro	Tratto 1	Tratto 2	Tratto 3	Tratto 4	T. Giro	km/h	Race Time
1			1'01.610	54.008	2'36.716		2'36.716
2	10.071	21.026	1'01.043	53.889	2'26.029	175.6	5'02.745
3	9.895	20.622	1'00.765	53.159	2'24.441	180.6	7'27.186
4	9.929	20.339	1'02.818	53.518	2'26.604	179.7	9'53.790
5	9.950	20.481	59.900	52.997	2'23.328	179.4	12'17.118
6	9.908	20.542	1'01.705	52.592	2'24.747	179.1	14'41.865
7	9.949	20.927	1'00.890	53.635	2'25.401	179.1	17'07.266
8	9.984	21.302	1'00.096	52.797	2'24.179	173.9	19'31.445
9	9.936	20.770	59.879	53.521	2'24.106	171.4	21'55.551
10	9.943	20.654	59.646	52.311	2'22.554	176.8	24'18.105
11	9.983	20.526	59.436	1'58.945	3'28.890 P	176.2	27'46.995
12	17.289	21.465	1'01.669	52.748	2'33.171 P	129.2	30'20.166
13	9.896	19.831	59.422	52.042	2'21.191	177.1	32'41.357
14	9.770	20.266	1'34.608	53.210	2'57.854	181.5	35'39.211
15	9.900	20.182	1'00.147	53.529	2'23.758	177.9	38'02.969
16	9.846	20.342	59.852	53.415	2'23.455	180.3	40'26.424
17	9.940	20.642	1'00.135	52.024	2'22.741	177.1	42'49.165
18	9.782	20.685	59.608	52.518	2'22.593	182.1	45'11.758
19	9.898	19.940	59.854	52.594	2'22.286	177.6	47'34.044
20	9.931	20.775	1'00.012	53.068	2'23.786	182.7	49'57.830
21	9.968	20.324	1'00.072	52.943	2'23.307	175.9	52'21.137
22	9.787	20.051	1'00.124	52.637	2'22.599	181.5	54'43.736
23	9.849	20.136	1'01.185	52.668	2'23.838	178.2	57'07.574
24	9.811	19.942	1'00.698	53.151	2'23.602	178.5	59'31.176
25	9.778	20.935	1'08.948	53.843	2'33.504	179.4	1:02'04.680

84 Praller Peter							
Giro	Tratto 1	Tratto 2	Tratto 3	Tratto 4	T. Giro	km/h	Race Time
1			1'01.573	52.164	2'33.689		2'33.689
2	9.465	20.616	59.512	51.908	2'21.501	185.6	4'55.190
3	9.516	20.657	59.132	51.775	2'21.080	180.9	7'16.270
4	9.632	20.432	1'00.391	52.716	2'23.171	185.9	9'39.441
5	9.963	20.739	1'01.927	2'49.398	4'22.027 P	174.8	14'01.468
6	20.302	20.852	1'01.162	52.235	2'34.551 P	134.4	16'36.019
7	10.443	21.672	1'03.467	8'54.604	10'30.186 P	161.2	27'06.205
8	20.437	21.349	59.733	56.952	2'38.471 P	132.6	29'44.676
9	9.799	20.843	59.124	51.794	2'21.560	171.2	32'06.236
10	9.592	20.010	59.121	51.702	2'20.425	184.0	34'26.661
11	9.630	20.297	1'00.375	52.378	2'22.680	191.1	36'49.341

12	9.520	19.897	58.996	51.398	2'19.811	193.5	39'09.152
13	9.479	20.001	59.186	52.984	2'21.650	189.8	41'30.802
14	9.518	19.920	58.629	52.283	2'20.350	189.8	43'51.152
15	9.698	20.189	58.712	51.696	2'20.295	175.6	46'11.447
16	9.542	19.971	59.781	51.592	2'20.886	188.1	48'32.333
17	9.459	20.006	59.329	52.266	2'21.060	191.5	50'53.393
18	9.496	20.285	59.033	51.127	2'19.941	182.4	53'13.334
19	9.470	20.088	58.403	51.163	2'19.124	186.8	55'32.458
20	9.419	19.798	58.086	50.906	2'18.209	194.9	57'50.667
21	9.368	19.774	58.335	50.961	2'18.438	193.5	1:00'09.105
22	9.443	19.653	59.475	51.288	2'19.859	184.0	1:02'28.964

90 Barbaro Giancarlo							
Giro	Tratto 1	Tratto 2	Tratto 3	Tratto 4	T. Giro	km/h	Race Time
1			59.548	50.427	2'24.637		2'24.637
2	9.126	19.837	58.472	51.011	2'18.446	181.2	4'43.083
3	9.211	19.632	57.655	51.128	2'17.626	193.2	7'00.709
4	9.373	19.630	57.522	50.179	2'16.704	189.1	9'17.413
5	9.332	19.390	58.001	51.241	2'17.964	191.5	11'35.377
6	9.227	25.037	1'03.689	52.177	2'30.130	197.4	14'05.507
7	9.660	20.919	1'01.143	53.472	2'25.194	166.7	16'30.701
8	9.699	19.693	59.543	52.629	2'21.564	175.6	18'52.265
9	9.540	21.077	59.170	53.184	2'22.971	171.2	21'15.236
10	9.785	20.302	1'00.839	53.569	2'24.495	180.0	23'39.731
11	9.767	20.511	59.266	51.452	2'20.996	169.0	26'00.727
12	9.504	19.719	59.436	51.369	2'20.028	182.7	28'20.755
13	9.402	20.348	58.133	51.061	2'18.944	189.5	30'39.699
14	9.897	21.175	59.343	1'49.259	3'19.674 P	162.2	33'59.373
15	17.801	20.807	58.530	50.910	2'28.048 P	135.7	36'27.421
16	9.340	19.309	58.566	50.645	2'17.860	187.8	38'45.281
17	9.403	20.245	58.344	52.363	2'20.355	183.4	41'05.636
18	9.617	19.544	57.230	50.959	2'17.350	182.1	43'22.986
19	9.369	19.502	57.706	50.449	2'17.026	186.8	45'40.012
20	9.381	19.355	57.009	50.650	2'16.395	190.8	47'56.407
21	9.380	19.014	59.461	51.205	2'19.060	188.8	50'15.467
22	9.204	21.205	57.699	51.554	2'19.662	186.5	52'35.129
23	9.397	20.043	57.773	51.780	2'18.993	182.1	54'54.122
24	9.329	20.912	57.239	50.917	2'18.397	187.2	57'12.519
25	9.346	19.470	58.217	51.509	2'18.542	182.1	59'31.061
26	9.236	20.821	57.685	1'05.915	2'33.657	191.5	1:02'04.718

92 Del Nibbio Massimiliano							
Giro	Tratto 1	Tratto 2	Tratto 3	Tratto 4	T. Giro	km/h	Race Time
1			1'00.236	50.236	2'23.980		2'23.980
2	9.342	19.905	58.752	51.242	2'19.241	183.7	4'43.221
3	9.453	20.296	58.503	51.075	2'19.327	184.0	7'02.548
4	10.324	19.865	58.798	50.327	2'19.314	170.9	9'21.862
5	9.836	20.163	59.399	51.700	2'21.098	179.7	11'42.960
6	10.082	20.515	59.022	51.066	2'20.685	168.2	14'03.645
7	10.247	19.983	59.556	51.014	2'20.800	170.6	16'24.445
8	10.220	20.013	58.622	50.892	2'19.747	173.6	18'44.192
9	10.127	19.822	58.985	51.798	2'20.732	169.0	21'04.924
10	10.459	20.928	59.851	51.311	2'22.549	167.7	23'27.473
11	10.281	20.396	1'00.618	52.097	2'23.992	169.6	25'50.865
12	10.361	20.864	59.413	52.026	2'22.664	168.0	28'13.529
13	10.415	21.390	59.978	51.504	2'23.287	170.9	30'36.816
14	10.471	20.279	1'01.130	51.810	2'23.690	164.9	33'00.506
15	10.591	20.491	1'01.156				



Enzo e Dino Ferrari 4.909 m

Luigi Musso Historic Gran Prix

C.I. Autostoriche 2^3^ Ragg. - Analisi Tempi Gara

3	8.564	18.460	53.071	47.168	2'07.263	192.1	6'28.959
4	9.289	18.693	53.815	47.498	2'09.295	175.6	8'38.254
5	8.474	18.232	52.918	47.260	2'06.884	203.0	10'45.138
6	8.447	18.000	53.563	47.349	2'07.359	206.1	12'52.497
7	8.416	18.157	54.371	47.488	2'08.432	208.4	15'00.929
8	8.529	18.219	53.129	47.412	2'07.289	198.1	17'08.218
9	8.405	18.712	54.059	46.639	2'07.815	196.3	19'16.033
10	8.533	18.006	53.772	49.779	2'10.090	194.9	21'26.123
11	8.487	18.241	53.956	46.670	2'07.354	201.8	23'33.477
12	8.460	18.503	56.481	47.771	2'11.215	199.6	25'44.692
13	8.653	18.464	54.156	46.983	2'08.256	200.7	27'52.948
14	8.591	19.664	54.669	46.276	2'09.200	193.9	30'02.148
15	8.395	18.125	52.612	47.574	2'06.706	200.3	32'08.854
16	8.621	18.296	53.136	46.457	2'06.510	200.0	34'15.364
17	8.740	17.994	53.257	46.966	2'06.957	196.7	36'22.321
18	8.593	18.381	53.897	2'05.470	3'26.341 P	191.1	39'48.662
19	25.593	26.707	1'01.428	53.337	2'47.065 P	118.1	42'35.727
20	9.476	21.753	1'01.356	53.109	2'25.694	152.2	45'01.421
21	9.228	21.330	1'00.457	50.886	2'21.901	163.4	47'23.322
22	9.401	23.181	1'00.197	53.076	2'25.855	163.7	49'49.177
23	9.321	21.854	1'01.539	53.741	2'26.455	168.8	52'15.632
24	9.486	22.128	59.638	50.372	2'21.624	155.0	54'37.256
25	9.281	21.467	1'03.559	52.658	2'26.965	166.4	57'04.221
26	9.298	22.012	1'00.725	53.238	2'25.273	162.4	59'29.494
27	9.508	21.663	1'04.215	52.459	2'27.845	165.7	1:01'57.339

98 W&D Racing Team							
Giro	Tratto 1	Tratto 2	Tratto 3	Tratto 4	T. Giro	km/h	Race Time
1			56.022	48.307	2'15.863		2'15.863
2	8.239	18.987	54.921	47.298	2'09.445	215.9	4'25.308
3	8.161	19.028	55.245	47.940	2'10.374	219.9	6'35.682
4	8.515	19.192	55.215	47.999	2'10.921	200.0	8'46.603
5	8.430	19.977	54.978	47.638	2'11.023	193.5	10'57.626
6	8.367	18.898	55.341	49.261	2'11.867	210.5	13'09.493
7	8.616	19.677	54.302	48.371	2'10.966	197.4	15'20.459
8	8.373	18.708	55.337	47.687	2'10.105	204.1	17'30.564
9	8.486	18.803	56.202	47.981	2'11.472	204.9	19'42.036
10	8.579	19.106	55.100	49.021	2'11.806	194.6	21'53.842
11	8.619	19.069	55.038	48.995	2'11.721	192.8	24'05.563
12	8.701	19.098	55.258	48.269	2'11.326	194.9	26'16.889
13	8.416	19.054	55.147	48.480	2'11.097	203.0	28'27.986
14	8.630	19.329	55.442	47.865	2'11.266	191.8	30'39.252
15	8.639	19.249	55.300	48.572	2'11.760	192.1	32'51.012
16	8.451	19.175	56.370	1'43.652	3'07.648 P	191.5	35'58.660
17	19.305	20.855	55.507	47.736	2'23.403 P	144.4	38'22.063
18	8.570	19.684	54.730	49.094	2'12.078	194.6	40'34.141
19	8.488	19.886	54.338	48.036	2'10.748	190.5	42'44.889
20	8.398	19.000	55.983	49.563	2'12.944	206.8	44'57.833
21	8.495	19.133	54.825	47.699	2'10.152	199.6	47'07.985
22	8.465	18.997	55.398	48.634	2'11.494	208.0	49'19.479
23	8.661	19.214	55.112	48.605	2'11.592	204.5	51'31.071
24	8.490	19.148	55.402	48.245	2'11.285	209.2	53'42.356
25	8.404	18.967	55.642	47.619	2'10.632	209.7	55'52.988
26	8.378	20.203	55.543	47.662	2'11.786	210.9	58'04.774
27	8.502	19.244	55.691	49.040	2'12.477	204.5	1:00'17.251
28	8.477	19.057	57.623	49.651	2'14.808	209.2	1:02'32.059

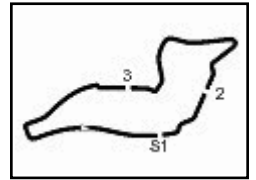
99 Pellizzari Arnaldo							
Giro	Tratto 1	Tratto 2	Tratto 3	Tratto 4	T. Giro	km/h	Race Time
1	23.750	23.230	1'05.513	56.517	2'49.010	144.6	2'49.010
2	11.101	23.377	1'07.560	58.057	2'40.095	149.2	5'29.105
3	10.890	23.268	1'07.058	57.408	2'38.624	149.8	8'07.729
4	11.692	23.961	1'04.992	56.594	2'37.239	133.7	10'44.968
5	10.990	23.625	1'06.372	57.107	2'38.094	149.4	13'23.062
6	11.107	23.299	1'05.345	56.597	2'36.348	143.9	15'59.410
7	11.468	23.069	1'04.811	56.164	2'35.512	143.7	18'34.922
8	11.194	23.706	1'05.530	56.637	2'37.067	144.2	21'11.989
9	10.869	22.592	1'06.107	2'04.413	3'43.981 P	152.2	24'55.970
10	23.240	23.986	1'06.882	55.426	2'49.534 P	117.2	27'45.504
11	10.022	23.391	1'09.666	1'00.245	2'43.324	166.2	30'28.828
12	11.043	22.677	1'05.933	58.777	2'38.430	155.9	33'07.258
13	10.128	22.844	1'09.109	55.465	2'37.546	167.5	35'44.804
14	10.480	23.499	1'03.938	55.972	2'33.889	155.4	38'18.693
15	10.076	22.315	1'04.158	56.600	2'32.609	161.9	40'51.302
16	11.140	23.503	1'03.024	55.185	2'32.852	152.8	43'24.154
17	10.414	22.534	1'03.229	57.148	2'33.325	161.9	45'57.479
18	10.574	21.548	1'04.139	54.786	2'31.047	154.8	48'28.526
19	9.716	21.558	1'07.263	54.876	2'33.413	171.4	51'01.939
20	10.107	21.695	1'04.272	53.242	2'29.316	168.0	53'31.255

P = Box In/Out - C = Tempo Invalidato

21	9.550	22.538	1'05.368	53.692	2'31.148	170.4	56'02.403
22	10.077	21.281	1'02.769	53.359	2'27.486	171.7	58'29.889
23	9.742	21.841	1'02.461	54.588	2'28.632	172.3	1:00'58.521
24	9.909	21.738	1'02.677	53.806	2'28.130	170.1	1:03'26.651

101 Gabrielli Eugenio							
Giro	Tratto 1	Tratto 2	Tratto 3	Tratto 4	T. Giro	km/h	Race Time
1	31.077	23.791	1'09.724	1'01.224	3'05.816	155.4	3'05.816
2	12.035	24.326	1'09.998	1'01.062	2'47.421	150.9	5'53.237
3	12.567	24.190	1'10.675	1'01.596	2'49.028	139.8	8'42.265
4	11.771	25.524	1'09.187	1'00.554	2'47.036	153.4	11'29.301
5	12.033	23.951	1'12.606	1'00.471	2'49.061	150.9	14'18.362
6	11.775	23.045	1'10.368	59.388	2'44.576	153.2	17'02.938
7	11.788	26.054	1'08.491	1'00.836	2'47.169	153.2	19'50.107
8	12.089	23.603	1'10.735	1'01.117	2'47.544	150.0	22'37.651
9	12.241	23.420	1'08.804	59.877	2'44.342	145.2	25'21.993
10	12.116	23.263	1'13.278	1'00.910	2'49.567	151.3	28'11.560
11	11.843	24.153	1'10.182	1'00.180	2'46.358	152.6	30'57.918
12	12.059	23.914	1'07.894	2'09.392	3'53.259 P	150.3	34'15.177
13	11.007	24.722	1'10.838	1'01.385	2'58.673 P	105.3	37'49.850
14	11.756	24.133	1'11.084	1'03.078	2'50.051	153.0	40'39.901
15	11.806	23.500	1'09.483	59.847	2'44.636	152.2	43'24.537
16	11.908	27.750	1'08.757	1'00.265	2'48.680	142.0	46'13.217
17	11.649	23.335	1'11.512	59.411	2'45.907	155.0	48'59.124
18	11.774	23.032	1'07.286	1'00.100	2'42.192	153.9	51'41.316
19	11.795	23.008	1'09.464	1'00.479	2'44.746	156.2	54'26.062
20	11.889	22.672	1'07.114	1'00.348	2'42.023	152.6	57'08.085
21	11.921	23.225	1'08.069	57.847	2'41.062	143.5	59'49.147
22	11.405	23.205	1'05.727	58.102	2'38.439	156.8	1:02'27.586

102 Grassetto Pierluigi							
Giro	Tratto 1	Tratto 2	Tratto 3	Tratto 4	T. Giro	km/h	Race Time
1			57.883	49.524	2'20.130		2'20.130
2	8.493	19.483	57.282	49.724	2'14.982	214.2	4'35.112
3	8.520	19.623	57.659	49.450	2'15.252	215.5	6'50.364
4	8.564	19.507	58.129	49.526	2'15.726	210.9	9'06.090
5	8.585	19.882	57.763	50.272	2'16.502	210.5	11'22.592
6	8.638	20.248	58.436	50.043	2'17.365	197.4	13'39.957
7	8.555	21.149	58.410	49.978	2'18.092	206.8	15'58.049
8	8.577	20.269	57.630	51.150	2'17.626	200.7	18'15.675
9	8.525	19.769	58.276	50.016	2'16.586	211.3	20'32.261
10	8.590	19.879	58.383	50.037	2'16.889	203.0	22'49.150
11	8.604	20.269	57.584	49.611	2'16.068	196.6	25'05.218
12	8.593	20.192	57.719	50.455	2'16.959	198.1	27'22.177
13	8.549	19.901	57.298	50.131	2'15.879	197.4	29'38.056
14	8.604	20.112	57.621	49.799	2'16.136	202.2	31'54.192
15	8.614	19.806	57.878	1'51.059	3'17.357 P	199.6	35'11.549
16	20.081	21.578	1'00.663	51.482	2'33.804 P	137.1	37'45.353
17	8.672	19.980	59.900	50.248	2'18.800	188.1	40'04.153
18	8.631	20.202	58.321	50.192	2'17.346	195.3	42'21.499
19	8.510	19.813	58.303	50.433	2'17.059	198.9	44'38.558
20	8.641	19.697	57.163	49.924	2'15.425	185.6	46'53.983
21	8.647	19.893	57.445	49.123	2'15.108	178.2	49'09.091
22	8.965	19.641	56				



Enzo e Dino Ferrari 4.909 m

Luigi Musso Historic Gran Prix

C.I. Autostoriche 2^3^ Ragg. - Analisi Tempi Gara

18	8.827	21.963	59.809	50.108	2'20.707	183.0	43'14.757
19	8.596	20.482	59.982	50.367	2'19.427	191.8	45'34.184
20	8.548	20.260	59.607	49.849	2'18.264	198.9	47'52.448
21	8.518	20.047	59.225	50.764	2'18.554	197.0	50'11.002
22	9.480	23.692	1'01.698	50.283	2'25.153	161.9	52'36.155
23	9.066	21.486	59.106	52.498	2'22.156	187.5	54'58.311
24	8.832	20.172	59.165	50.495	2'18.664	193.5	57'16.975
25	8.744	20.201	1'01.060	49.573	2'19.578	196.3	59'36.553
26	8.576	20.393	1'03.695	50.068	2'22.732	196.3	1:01'59.285

106 Barraco Salvatore

Giro	Tratto 1	Tratto 2	Tratto 3	Tratto 4	T. Giro	km/h	Race Time
1			1'01.535	52.604	2'32.119		2'32.119
2	9.327	20.175	58.992	51.503	2'19.997	183.7	4'52.116
3	9.265	19.355	58.737	51.573	2'18.930	192.5	7'11.046
4	9.565	19.894	58.680	51.948	2'20.087	184.6	9'31.133
5	9.617	20.169	59.448	52.893	2'22.127	186.8	11'53.260
6	9.571	19.878	59.414	51.550	2'20.413	182.7	14'13.673
7	9.534	19.705	58.607	51.032	2'18.878	165.2	16'32.551
8	9.449	19.990	58.238	52.003	2'19.680	179.1	18'52.231
9	9.523	19.360	57.945	51.411	2'18.239	186.5	21'10.470
10	9.418	19.855	58.058	50.917	2'18.248	190.5	23'28.718
11	9.253	19.824	59.157	52.155	2'20.389	196.0	25'49.107
12	9.538	20.187	57.936	51.305	2'18.966	177.9	28'08.073
13	9.516	19.816	58.427	51.545	2'19.304	180.6	30'27.377
14	9.351	19.892	58.606	52.765	2'20.614	190.8	32'47.991
15	9.591	19.744	58.763	1'43.505	3'11.603 P	185.2	35'59.594
16	19.104	21.871	59.163	50.927	2'31.065 P	128.5	38'30.659
17	9.356	19.647	58.181	51.783	2'18.967	189.1	40'49.626
18	9.851	19.995	58.442	50.903	2'19.191	163.7	43'08.817
19	9.585	19.906	58.457	50.903	2'18.851	183.4	45'27.868
20	9.537	21.073	57.898	50.577	2'19.085	182.7	47'46.753
21	9.360	20.035	58.100	51.076	2'18.571	189.5	50'05.324
22	9.540	19.708	57.650	51.261	2'18.159	180.6	52'23.483
23	9.422	20.156	57.868	50.471	2'17.917	186.8	54'41.400
24	9.408	19.689	58.064	51.031	2'18.192	190.8	56'59.592
25	9.478	19.557	58.342	50.617	2'17.994	185.9	59'17.586
26	9.318	20.099	57.490	51.042	2'17.949	195.3	1:01'35.535

107 Lonardi Roberto

Giro	Tratto 1	Tratto 2	Tratto 3	Tratto 4	T. Giro	km/h	Race Time
1			1'01.020	52.584	2'32.590		2'32.590
2	9.591	21.361	58.647	52.059	2'21.658	179.4	4'54.248
3	9.536	20.651	1'09.622	51.886	2'31.695	181.2	7'25.943
4	9.591	20.298	1'00.051	51.748	2'21.688	184.0	9'47.631
5	9.983	20.791	58.954	52.469	2'22.197	177.1	12'09.828
6	9.677	20.475	58.484	52.397	2'21.033	183.0	14'30.861
7	9.583	20.333	58.768	51.969	2'20.653	185.9	16'51.514
8	9.688	20.125	58.435	52.193	2'20.441	184.6	19'11.955
9	9.754	20.673	59.471	53.562	2'23.460	180.9	21'35.415
10	9.791	20.321	58.973	52.122	2'21.207	180.9	23'56.622
11	9.658	20.009	58.341	51.881	2'19.889	186.5	26'16.511
12	9.709	20.194	58.619	51.828	2'20.350	185.6	28'36.861
13	9.643	20.489	59.879	52.520	2'22.531	184.9	30'59.392
14	9.795	20.164	1'01.289	1'54.380	3'25.628 P	164.7	34'25.020
15	22.371	23.119	1'04.130	55.215	2'44.835 P	116.7	37'09.855
16	9.929	22.133	1'02.809	54.450	2'29.321	169.3	39'39.176
17	10.002	22.169	1'03.815	54.555	2'30.541	159.8	42'09.717
18	10.060	21.708	1'04.465	55.683	2'31.916	165.7	44'41.633
19	9.922	22.667	1'03.375	55.089	2'31.053	172.3	47'12.686
20	10.024	22.370	1'03.963	55.744	2'32.101	169.3	49'44.787
21	10.259	24.605	1'06.223	55.017	2'36.104	157.9	52'20.891
22	10.150	22.290	1'03.522	55.026	2'30.988	161.0	54'51.879
23	10.230	22.230	1'04.846	55.396	2'32.702	165.2	57'24.581
24	10.128	22.623	1'04.331	55.918	2'33.000	169.6	59'57.581
25	10.282	21.744	1'03.424	55.040	2'30.490	161.2	1:02'28.071

109 Damiani Andrea

Giro	Tratto 1	Tratto 2	Tratto 3	Tratto 4	T. Giro	km/h	Race Time
1	28.311	21.732	1'00.645	51.653	2'42.341	181.2	2'42.341
2	9.177	20.553	59.494	51.116	2'20.340	196.0	5'02.681
3	9.093	20.409	59.471	52.079	2'21.052	194.2	7'23.733
4	9.208	20.951	59.215	51.813	2'21.187	190.1	9'44.920
5	9.296	20.429	59.375	52.106	2'21.206	195.3	12'06.126
6	9.237	20.289	59.815	52.171	2'21.512	198.1	14'27.638
7	9.249	21.504	59.123	50.705	2'20.581	195.3	16'48.219
8	9.229	20.221	59.071	51.072	2'19.993	195.6	19'08.212
9	9.223	20.376	1'00.708	51.478	2'21.385	195.6	21'29.597
10	9.149	20.765	59.149	51.262	2'20.325	196.3	23'49.922

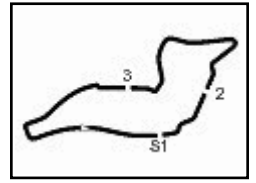
11	9.600	20.726	59.411	51.475	2'21.212	188.1	26'11.134
12	9.216	20.425	58.951	52.810	2'21.402	194.9	28'32.536
13	9.206	20.447	1'02.037	2'23.080	3'54.770 P	198.5	32'27.306
14	21.497	23.307	1'06.164	54.837	2'45.805 P	118.1	35'13.111
15	9.484	21.449	1'03.272	56.084	2'30.289	171.4	37'43.400
16	9.458	21.310	1'03.582	55.364	2'29.714	187.2	40'13.114
17	10.120	21.348	1'03.247	56.741	2'31.456	181.8	42'44.570
18	9.661	21.842	1'02.654	55.395	2'29.552	177.6	45'14.122
19	9.722	21.363	1'02.498	54.759	2'28.342	178.2	47'42.464
20	10.013	22.339	1'04.471	55.250	2'32.073	152.8	50'14.537
21	10.284	24.899	1'02.664	54.051	2'31.898	161.5	52'46.435
22	9.587	22.194	1'02.838	54.731	2'29.350	170.1	55'15.785
23	10.341	21.600	1'03.529	54.209	2'29.679	172.5	57'45.464
24	9.846	21.948	1'04.787	54.332	2'30.913	175.9	1:00'16.377
25	10.017	21.559	1'02.711	54.130	2'28.417	177.3	1:02'44.794

114 Jelmini Giacomo

Giro	Tratto 1	Tratto 2	Tratto 3	Tratto 4	T. Giro	km/h	Race Time
1			55.269	46.673	2'10.848		2'10.848
2	8.027	18.305	53.945	46.642	2'06.919	207.6	4'17.767
3	8.056	18.575	53.049	46.010	2'05.690	208.0	6'23.457
4	8.068	18.419	55.131	46.257	2'07.875	199.2	8'31.332
5	8.104	18.322	53.351	47.056	2'06.833	209.7	10'38.165
6	8.197	18.427	53.962	47.169	2'07.755	191.1	12'45.920
7	8.028	18.484	55.401	48.008	2'09.921	219.0	14'55.841
8	8.442	19.686	1'16.358	4'53.909	6'38.395 P	206.5	21'34.236
9	18.845	20.668	57.395	2'39.262	4'16.170 P	151.5	25'50.406
10	16.632	19.710	55.843	47.800	2'19.985 P	154.3	28'10.391
11	8.913	20.080	54.985	48.007	2'11.985	183.4	30'22.376
12	8.423	18.922	54.902	1'45.716	3'07.963 P	194.2	33'30.339
13	17.721	19.115	53.634	46.854	2'17.324 P	155.2	35'47.663
14	8.225	18.925	55.025	46.939	2'09.114	197.0	37'56.777

115 Rosticci Riccardo

Giro	Tratto 1	Tratto 2	Tratto 3	Tratto 4	T. Giro	km/h	Race Time
1			54.552	47.375	2'11.681		2'11.681
2	8.002	19.094	53.860	46.468	2'07.424	222.1	4'19.105
3	7.996	18.365	54.410	46.368	2'07.139	222.1	6'26.244
4	7.933	18.535	53.769	46.759	2'06.996	216.8	8'33.240
5	7.953	18.387	53.144	47.028	2'06.512	222.6	10'39.752
6	7.913	18.279	54.263	46.944	2'07.399	219.4	12'47.151
7	8.024	18.257	54.599	48.040	2'08.920	216.8	14'56.071
8	8.349	19.174	53.437	47.481	2'08.441	212.5	17'04.512
9	8.094	18.804	53.931	46.754	2'07.583	203.7	19'12.095
10	8.231	18.326	54.394	48.454	2'09.405	206.1	21'21.500
11	8.195	18.561	55.178	48.152	2'10.086	213.8	23'31.586
12	8.248	18.447	54.385	46.908	2'07.988	210.1	25'39.574
13	8.128	19.172	55.045	48.705	2'11.050	211.3	27'50.624
14	8.136	19.066	54.544	47.688	2'09.434	209.7	30'00.058
15	8.193	18.397	54.233	1'40.773	3'01.596 P	213.8	33'01.654
16	19.192	20.423	59.304	47.072	2'25.991 P	136.9	35'27.645
17	8.049	18.474	54.119	46.514	2'07.156	214.6	37'34.801
18	7.956	18.527	54.492	46.212	2'07.187	221.7	39'41.988
19	7.997	18.896	53.545	46.796	2'07.234	213.8	41'49.222
20	8.124	19.281	53.969	47.193	2'08.567	213.8	43'57.789
21	8.16						



Enzo e Dino Ferrari 4.909 m

Luigi Musso Historic Gran Prix

C.I. Autostoriche 2^3^ Ragg. - Analisi Tempi Gara

14	8.366	19.315	53.506	46.504	2'07.691	196.7	29'56.717
15	8.261	18.229	53.828	1'53.523	3'13.841 P	208.8	33'10.558
16	16.825	20.669	57.932	48.760	2'24.186 P	149.6	35'34.744
17	8.293	19.457	56.076	48.154	2'11.980	193.2	37'46.724
18	8.437	19.318	57.357	48.516	2'13.628	192.1	40'00.352
19	8.613	18.742	56.132	47.923	2'11.410	193.2	42'11.762
20	8.441	18.860	56.951	47.865	2'12.117	191.8	44'23.879
21	8.345	20.965	55.710	47.483	2'12.503	198.9	46'36.382
22	8.226	18.973	55.554	47.042	2'09.795	191.5	48'46.177
23	8.204	18.869	56.832	46.404	2'10.309	197.0	50'56.486
24	8.771	18.646	55.613	47.480	2'10.510	183.7	53'06.996
25	8.140	18.612	56.085	47.495	2'10.332	201.1	55'17.328
26	8.319	19.353	56.812	48.960	2'13.444	192.8	57'30.772
27	8.164	19.787	55.447	47.802	2'11.200	194.2	59'41.972
28	8.281	19.116	55.565	47.690	2'10.652	192.8	1:01'52.624

119 AB Motorsport							
Giro	Tratto 1	Tratto 2	Tratto 3	Tratto 4	T. Giro	km/h	Race Time
1			54.603	46.156	2'09.258		2'09.258
2	7.849	18.409	53.624	46.836	2'06.718	206.1	4'15.976
3	7.996	18.478	53.025	46.267	2'05.766	202.2	6'21.742
4	8.114	19.296	1'01.923	28'32.765	30'02.098 P	187.8	38'23.840
5	20.624	19.123	56.561	56.325	2'32.633 P	120.1	39'56.473
6	8.700	21.577	1'07.328	56.614	2'34.219	207.6	41'30.692
7	11.401	22.774	1'06.595	48.242	2'29.012	142.9	43'59.704
8	7.744	17.766	54.587	45.913	2'06.010	220.8	46'05.714
9	8.066	17.778	51.122	44.057	2'01.023	218.5	48'06.737
10	7.792	18.065	51.671	45.869	2'03.397	231.6	50'10.134
11	8.778	17.602	52.171	45.667	2'04.218	192.8	52'14.352

120 Malaguti Marco							
Giro	Tratto 1	Tratto 2	Tratto 3	Tratto 4	T. Giro	km/h	Race Time
1			1'00.510	52.434	2'26.417		2'26.417
2	9.336	21.015	58.993	50.626	2'19.970	190.1	4'46.387
3	9.342	20.393	57.838	51.336	2'18.909	186.2	7'05.296
4	9.279	20.143	57.216	49.738	2'16.376	186.5	9'21.672
5	9.100	19.470	56.937	50.294	2'15.801	201.1	11'37.473
6	9.059	23.324	57.570	50.825	2'20.778	192.1	13'58.251
7	9.212	19.160	57.137	49.285	2'14.794	193.5	16'13.045
8	9.211	20.152	56.613	50.064	2'16.040	183.0	18'29.085
9	9.177	19.168	55.754	49.056	2'13.155	196.7	20'42.240
10	9.165	19.357	55.899	49.239	2'13.660	194.6	22'55.900
11	9.217	19.362	56.278	49.068	2'13.925	186.2	25'09.825
12	9.187	19.451	55.705	50.292	2'14.635	193.9	27'24.460
13	9.096	19.077	56.009	2'03.647	3'27.829 P	198.1	30'52.289
14	15.600	20.320	56.934	51.318	2'24.172 P	135.4	33'16.461
15	9.161	19.510	58.377	50.011	2'17.059	191.1	35'33.520
16	9.207	21.952	56.455	51.067	2'18.681	184.9	37'52.201
17	9.196	19.619	56.501	50.283	2'15.599	191.5	40'07.800
18	9.134	20.631	56.109	49.259	2'15.133	192.8	42'22.933
19	9.018	19.270	56.320	50.182	2'14.790	198.1	44'37.723
20	9.090	19.575	55.769	49.440	2'13.874	197.0	46'51.597
21	9.198	19.698	56.780	51.256	2'16.932	189.1	49'08.529
22	9.275	19.534	55.844	49.458	2'14.111	191.8	51'22.640
23	9.249	19.371	56.380	50.584	2'15.584	195.6	53'38.224
24	9.190	19.412	56.100	49.771	2'14.473	193.2	55'52.697
25	9.382	19.804	57.071	49.399	2'15.656	180.0	58'08.353
26	9.092	18.941	56.216	49.147	2'13.396	196.3	1:00'21.749
27	9.145	19.534	56.487	49.476	2'14.642	194.6	1:02'36.391

123 Giovannini Thomas							
Giro	Tratto 1	Tratto 2	Tratto 3	Tratto 4	T. Giro	km/h	Race Time
1			58.908	50.867	2'23.223		2'23.223
2	9.743	19.701	57.983	50.635	2'18.062	183.7	4'41.285
3	9.921	19.904	58.121	51.879	2'19.825	177.6	7'01.110
4	9.776	19.672	57.308	50.318	2'17.074	182.7	9'18.184
5	9.811	19.449	57.500	51.148	2'17.908	182.4	11'36.092
6	9.822	22.580	58.849	51.327	2'22.578	182.1	13'58.670
7	9.674	19.572	57.686	50.512	2'17.444	185.2	16'16.114
8	9.790	19.768	57.583	51.820	2'18.961	180.6	18'35.075

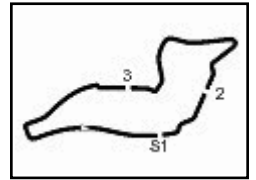
124 Cocchi Lorenzo							
Giro	Tratto 1	Tratto 2	Tratto 3	Tratto 4	T. Giro	km/h	Race Time
1			1'01.032	51.461	2'27.231		2'27.231
2	9.368	20.470	59.171	50.944	2'19.953	184.9	4'47.184
3	9.275	19.935	58.054	51.361	2'18.625	187.8	7'05.809
4	9.248	20.084	57.834	50.359	2'17.525	182.1	9'23.334
5	9.288	19.470	58.449	50.900	2'18.107	189.8	11'41.441
6	9.294	20.993	59.390	51.837	2'21.514	186.5	14'02.955

P = Box In/Out - C = Tempo Invalidato

7	9.195	19.284	57.609	51.916	2'18.004	191.5	16'20.959
8	9.272	19.290	58.491	51.977	2'19.030	191.1	18'39.989
9	9.698	19.666	56.962	50.660	2'16.986	178.2	20'56.975
10	9.392	20.210	58.082	50.859	2'18.543	183.7	23'15.518
11	9.576	19.399	59.519	50.476	2'18.970	183.0	25'34.488
12	9.627	19.954	58.720	1'49.690	3'17.991 P	183.4	28'52.479
13	19.586	20.832	58.872	51.018	2'30.308 P	134.4	31'22.787
14	9.721	19.538	56.866	51.089	2'17.214	181.8	33'40.001
15	9.541	19.342	56.570	51.297	2'16.750	185.9	35'56.751
16	9.533	19.241	57.147	51.147	2'17.068	182.7	38'13.819
17	9.662	19.789	57.116	51.261	2'17.828	181.2	40'31.647
18	9.970	19.818	57.153	50.205	2'17.146	174.5	42'48.793
19	9.650	19.765	57.405	50.986	2'17.806	181.2	45'06.599
20	9.899	19.869	57.408	50.308	2'17.484	166.7	47'24.083
21	9.807	20.905	56.405	50.971	2'18.088	174.2	49'42.171
22	9.581	19.372	56.768	50.201	2'15.922	182.7	51'58.093
23	9.673	20.428	56.911	50.286	2'17.298	177.1	54'15.391
24	9.745	19.968	58.582	51.042	2'19.337	180.6	56'34.728
25	9.434	19.999	59.071	50.699	2'19.203	188.1	58'53.931
26	9.618	19.824	57.551	51.337	2'18.330	182.1	1:01'12.261
27	9.574	19.747	58.597	52.394	2'20.312	186.5	1:03'32.573

128 Piatto Roberto							
Giro	Tratto 1	Tratto 2	Tratto 3	Tratto 4	T. Giro	km/h	Race Time
1			1'02.199	51.805	2'32.897		2'32.897
2	9.521	20.514	59.319	52.162	2'21.516	182.4	4'54.413
3	9.492	21.002	58.533	50.023	2'19.050	185.9	7'13.463
4	9.578	19.840	58.833	50.866	2'19.117	180.9	9'32.580
5	9.394	19.793	59.860	52.078	2'21.125	190.1	11'53.705
6	9.781	19.867	57.602	49.888	2'17.138	182.4	14'10.843
7	9.895	20.010	57.788	52.685	2'20.378	173.1	16'31.221
8	9.657	19.849	57.695	51.704	2'18.905	177.9	18'50.126
9	9.974	19.859	58.013	50.228	2'18.074	177.1	21'08.200
10	9.677	19.848	57.644	51.191	2'18.360	182.7	23'26.560
11	9.846	19.816	1'00.813	50.417	2'20.892	182.1	25'47.452
12	9.777	19.408	56.877	50.284	2'16.346	180.9	28'03.798
13	9.872	19.418	58.008	1'52.308	3'19.606 P	180.3	31'23.404
14	22.782	21.522	1'00.153	53.158	2'37.615 P	124.5	34'01.019
15	10.312	20.302	1'00.224	53.093	2'23.931	169.6	36'24.950
16	10.426	20.656	1'00.194	52.108	2'23.884	171.4	38'48.334
17	10.026	20.118	59.071	52.462	2'21.677	178.2	41'10.011
18	10.199	20.229	59.367	52.665	2'22.460	171.4	43'32.471
19	10.515	20.379	59.872	53.245	2'24.011	170.9	45'56.482
20	10.743	20.431	1'00.707	55.048	2'26.929	164.7	48'23.411
21	10.873	20.402	59.287	53.093	2'23.655	164.4	50'47.066
22	10.768	23.521	1'02.525	52.320	2'29.134	156.3	53'16.200
23	10.505	20.852	59.833	52.530	2'23.720	169.8	55'39.920
24	10.651	21.358	1'00.291	53.425	2'25.725	168.8	58'05.645
25	10.541	20.140	1'00.681	52.975	2'24.337	172.0	1:00'29.982
26	10.783	20.158	59.301	53.379	2'23.621	167.5	1:02'53.603

129 Cruciani Eliseo							
Giro	Tratto 1	Tratto 2	Tratto 3	Tratto 4	T. Giro	km/h	Race Time
1			1'02.582	52.628	2'31.075		2'31.075
2	9.666	20.646	58.939	51.549	2'20.800	179.4	4'51.875
3	9.719	19.996	58.568	51.563	2'19.846	187.8	7'11.721
4	9.720	20.002	59.227	51.666	2'20.615	186.8	9'32.336
5	9.494	20.762	58.604	52.492	2'21.352	189.5	11'53.688
6	9.79						



Enzo e Dino Ferrari 4.909 m

Luigi Musso Historic Gran Prix

C.I. Autostoriche 2^3^ Ragg. - Analisi Tempi Gara

4	8.294	18.585	54.436	48.015	2'09.330	214.6	8'40.284
5	8.431	18.473	54.387	47.039	2'08.330	213.4	10'48.614
6	8.407	20.653	54.824	46.863	2'10.747	207.6	12'59.361
7	8.453	18.547	54.641	47.827	2'09.468	215.9	15'08.829
8	8.473	18.934	55.330	47.477	2'10.214	217.2	17'19.043
9	8.694	18.913	54.993	48.394	2'10.994	210.1	19'30.037
10	8.581	18.781	55.610	47.894	2'10.866	213.4	21'40.903
11	8.489	18.662	55.094	47.753	2'09.998	215.5	23'50.901
12	8.535	18.806	55.161	47.289	2'09.791	213.0	26'00.692
13	8.510	18.769	55.205	47.703	2'10.187	213.8	28'10.879
14	8.426	19.831	55.696	47.845	2'11.798	206.5	30'22.677

137 Cantu' Umberto							
Giro	Tratto 1	Tratto 2	Tratto 3	Tratto 4	T. Giro	km/h	Race Time
1	27.761	22.449	1'04.910	56.531	2'51.651	157.7	2'51.651
2	10.510	22.341	1'06.506	55.665	2'35.022	159.8	5'26.673
3	10.717	21.978	1'03.875	55.278	2'31.848	157.5	7'58.521
4	10.762	22.477	1'04.404	56.413	2'34.056	157.0	10'32.577
5	10.822	22.336	1'04.913	54.972	2'33.043	158.2	13'05.620
6	10.847	24.713	1'04.979	56.466	2'37.005	161.2	15'42.625
7	10.964	22.537	1'04.686	58.704	2'36.891	148.6	18'19.516
8	11.138	22.719	1'04.574	56.171	2'34.602	156.8	20'54.118
9	11.062	24.158	1'04.217	3'03.703	4'43.140 P	152.4	25'37.258
10	22.114	27.854	1'08.565	57.521	2'56.054 P	100.3	28'33.312
11	10.762	22.229	1'06.229	56.411	2'35.631	163.4	31'08.943
12	10.669	22.519	1'03.836	56.801	2'33.825	162.9	33'42.768
13	10.594	22.004	1'04.089	56.124	2'32.811	168.0	36'15.579
14	10.658	21.866	1'03.960	56.197	2'32.681	166.4	38'48.260
15	10.619	21.598	1'04.652	55.826	2'32.695	161.9	41'20.955
16	10.748	22.138	1'04.012	56.377	2'33.275	167.7	43'54.230
17	10.804	22.637	1'04.092	1'52.445	3'29.978 P	157.5	47'24.208
18	19.019	23.481	1'04.040	57.164	2'43.704 P	117.0	50'07.912
19	11.040	22.285	1'05.085	58.066	2'36.476	148.0	52'44.388
20	10.925	22.193	1'04.232	58.305	2'35.655	151.5	55'20.043
21	10.760	21.772	1'03.276	55.300	2'31.108	165.4	57'51.151
22	10.775	21.978	1'03.121	55.260	2'31.134	163.7	1:00'22.285
23	10.687	22.689	1'02.800	57.116	2'33.292	158.9	1:02'55.577

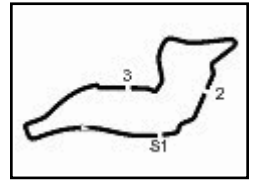
138 Tessaro Andrea							
Giro	Tratto 1	Tratto 2	Tratto 3	Tratto 4	T. Giro	km/h	Race Time
1			59.115	50.348	2'21.961		2'21.961
2	9.266	19.028	1'03.220	52.367	2'23.881	195.6	4'45.842
3	9.517	19.777	58.169	51.137	2'18.600	192.5	7'04.442
4	9.290	19.510	56.594	49.936	2'15.330	193.9	9'19.772
5	9.360	19.225	57.091	51.305	2'16.981	191.1	11'36.753
6	9.370	22.323	57.006	50.082	2'18.781	189.5	13'55.534
7	9.506	19.467	55.990	49.746	2'14.709	186.5	16'10.243
8	9.516	19.384	56.870	50.187	2'15.957	188.1	18'26.200
9	9.538	19.070	55.738	49.767	2'14.113	189.1	20'40.313
10	9.500	19.145	55.685	49.423	2'13.753	190.1	22'54.066
11	9.519	18.965	55.502	49.141	2'13.127	188.8	25'07.193
12	9.516	18.967	56.532	51.121	2'16.136	187.8	27'23.329
13	9.399	19.152	56.417	1'49.671	3'14.639 P	189.8	30'37.968
14	19.018	20.396	56.669	50.489	2'26.572 P	139.2	33'04.540
15	9.481	19.010	55.854	49.059	2'13.404	191.1	35'17.944
16	9.494	18.986	56.253	49.074	2'13.807	189.1	37'31.751
17	9.456	18.963	55.671	49.617	2'13.707	186.5	39'45.458
18	9.423	18.832	56.252	49.744	2'14.251	190.1	41'59.709
19	9.454	18.753	55.719	50.038	2'13.964	190.5	44'13.673
20	9.532	18.918	55.241	49.996	2'13.687	188.8	46'27.360
21	9.430	18.855	55.315	48.845	2'12.445	191.1	48'39.805
22	9.441	18.948	56.002	49.300	2'13.691	188.8	50'53.496
23	9.421	18.918	56.450	49.165	2'13.954	189.5	53'07.540
24	9.426	19.195	55.270	48.871	2'12.762	189.8	55'20.212
25	9.380	18.867	56.496	50.613	2'15.356	189.1	57'35.568
26	9.449	18.767	55.635	49.293	2'13.144	189.1	59'48.712
27	9.575	20.584	54.792	49.994	2'14.945	181.8	1:02'03.657

140 Iacoangelo Diego							
Giro	Tratto 1	Tratto 2	Tratto 3	Tratto 4	T. Giro	km/h	Race Time
1	25.368	22.821	1'04.687	56.215	2'49.091	148.0	2'49.091
2	10.006	21.683	1'02.015	54.656	2'28.360	162.9	5'17.451
3	10.198	21.714	1'05.223	54.996	2'32.131	162.4	7'49.582
4	10.320	21.988	1'01.765	54.629	2'28.702	154.1	10'18.284
5	10.161	21.715	1'01.530	53.855	2'27.261	171.7	12'45.545
6	10.308	21.664	1'02.495	53.932	2'28.399	162.7	15'13.944
7	9.994	21.924	1'01.793	55.242	2'28.953	175.3	17'42.897
8	9.955	21.042	1'01.304	53.226	2'25.527	169.0	20'08.424
9	10.019	21.424	1'00.659	53.067	2'25.169	173.9	22'33.593

10	10.805	21.530	1'01.672	54.130	2'28.137	163.4	25'01.730
11	10.696	21.897	1'04.833	55.335	2'32.761	157.2	27'34.491
12	10.303	21.768	1'02.194	2'39.302	4'13.567 P	169.0	31'48.058
13	30.243	26.121	1'06.542	59.495	3'02.401 P		34'50.459
14	11.354	23.064	1'04.652	57.336	2'36.406	160.7	37'26.865
15	11.064	23.303	1'04.920	58.385	2'37.672	164.7	40'04.537
16	11.247	25.535	1'05.764	1'00.003	2'42.549	159.8	42'47.086
17	11.273	22.996	1'03.729	57.995	2'35.993	160.3	45'23.079
18	11.411	23.283	1'04.944	57.586	2'37.224	159.1	48'00.303
19	11.124	22.702	1'04.147	57.207	2'35.180	163.2	50'35.483
20	10.986	22.661	1'03.849	1'00.954	2'38.450	164.7	53'13.933
21	11.165	23.013	1'03.710	56.864	2'34.752	160.5	55'48.685
22	11.077	22.638	1'05.399	57.551	2'36.665	160.0	58'25.350
23	11.275	22.516	1'03.279	57.875	2'34.945	159.8	1:01'00.295
24	11.406	22.428	1'03.829	56.916	2'34.579	159.1	1:03'34.874

141 Arnaldi Roberto							
Giro	Tratto 1	Tratto 2	Tratto 3	Tratto 4	T. Giro	km/h	Race Time
1			55.603	48.424	2'15.526		2'15.526
2	8.563	18.679	54.868	47.409	2'09.519	211.7	4'25.045
3	8.573	19.618	55.370	48.181	2'11.742	208.8	6'36.787
4	8.598	18.893	54.892	48.004	2'10.387	202.2	8'47.174
5	8.514	19.728	55.200	47.919	2'11.361	206.8	10'58.535
6	8.534	18.666	55.031	48.629	2'10.860	211.3	13'09.395
7	8.521	19.046	54.051	47.783	2'09.401	209.7	15'18.796
8	8.608	18.611	54.387	47.649	2'09.255	207.6	17'28.051
9	8.763	18.681	53.985	47.820	2'09.249	208.4	19'37.300
10	8.524	18.576	54.091	47.732	2'08.923	210.9	21'46.223
11	8.563	18.815	54.946	47.928	2'10.252	206.5	23'56.475
12	8.592	18.681	54.353	47.507	2'09.133	211.7	26'05.608
13	8.568	18.375	55.025	47.748	2'09.716	207.6	28'25.324
14	8.533	18.343	53.937	47.923	2'08.736	212.1	30'24.060
15	8.579	18.811	54.891	48.492	2'10.773	204.1	32'34.833
16	8.656	18.426	55.336	1'42.876	3'05.294 P	211.3	35'40.127
17	18.108	19.665	54.784	47.593	2'20.150 P	149.4	38'00.277
18	8.598	18.176	54.136	47.525	2'08.435	208.0	40'08.712
19	8.459	19.292	54.908	47.830	2'10.489	203.0	42'19.201
20	8.611	18.846	55.250	48.279	2'10.986	208.8	44'30.187
21	8.521	18.487	54.218	47.435	2'08.661	211.7	46'38.848
22	8.560	18.400	54.083	47.450	2'08.493	208.8	48'47.341
23	8.493	18.257	54.507	47.799	2'09.056	212.5	50'56.397
24	8.515	18.180	54.292	48.583	2'09.570	211.3	53'05.967
25	8.637	18.592	54.203	48.731	2'10.163	210.1	55'16.130
26	8.510	19.458	53.903	46.974	2'08.845	198.9	57'24.975
27	8.542	18.580	54.141	47.662	2'08.925	208.4	59'33.900
28	8.516	19.188	55.438	48.288	2'11.430	210.5	1:01'45.330

143 Mira Roberto							
Giro	Tratto 1	Tratto 2	Tratto 3	Tratto 4	T. Giro	km/h	Race Time
1	25.031	22.676	1'06.572	56.651	2'50.930	160.3	2'50.930
2	10.867	22.247	1'07.825	56.953	2'37.892	163.2	5'28.822
3	10.628	21.578	1'03.359	55.016	2'30.581	168.8	7'59.403
4	10.499	22.426	1'03.897	54.920	2'31.742	166.9	10'31.145
5	10.710	21.504	1'04.630	55.142	2'31.986	166.2	13'03.131
6	10.723	21.324	1'03.364	54.691	2'30.102	16	



Luigi Musso Historic Gran Prix

C.I. Autostoriche 2^3^ Ragg. - Analisi Tempi Gara

Enzo e Dino Ferrari 4.909 m

3	9.230	20.035	1'00.609	51.752	2'21.626	191.8	6'53.965
4	9.289	19.946	59.647	52.184	2'21.066	188.8	9'15.031
5	9.339	20.368	58.792	51.754	2'20.253	181.5	11'35.284
6	9.283	22.937	59.654	52.854	2'24.728	187.2	14'00.012
7	9.227	19.914	58.895	51.370	2'19.406	178.8	16'19.418
8	9.197	19.779	57.599	50.889	2'17.464	188.8	18'36.882
9	9.279	20.047	58.152	5'09.731	6'37.209 P	183.7	25'14.091
10	22.968	21.087	1'00.698	1'56.640	3'41.393 P	125.9	28'55.484
11	20.084	21.058	59.917	52.150	2'33.209 P	129.7	31'28.693
12	9.262	20.138	59.089	51.690	2'20.179	185.2	33'48.872
13	9.221	20.101	59.639	51.865	2'20.826	191.5	36'09.698
14	9.439	21.073	1'00.173	52.232	2'22.917	180.6	38'32.615
15	9.202	19.886	58.117	52.439	2'19.644	190.5	40'52.259
16	9.294	20.654	57.595	50.911	2'18.454	178.5	43'10.713
17	9.191	19.586	57.890	50.806	2'17.473	193.9	45'28.186
18	9.111	20.267	57.469	50.485	2'17.332	194.2	47'45.518
19	9.141	19.888	57.976	51.240	2'18.245	195.6	50'03.763
20	9.288	19.532	58.641	50.622	2'18.083	193.2	52'21.846
21	9.415	20.095	58.537	50.602	2'18.649	167.7	54'40.495
22	9.164	19.610	57.679	50.578	2'17.031	191.5	56'57.526
23	9.179	19.787	1'00.077	50.477	2'19.520	193.2	59'17.046
24	9.139	19.657	57.320	52.248	2'18.364	196.7	1:01'35.410

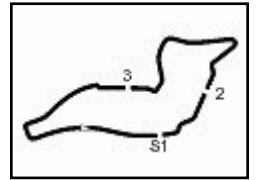
147 Sordi Massimo						
Giro	Tratto 1	Tratto 2	Tratto 3	Tratto 4	T. Giro	Race Time
1			53.138	43.703	2'04.262	2'04.262
2	7.177	18.263	51.999	43.649	2'01.088	221.7
3	7.373	18.174	52.106	43.982	2'01.635	202.2
4	7.718	18.383	52.418	44.433	2'02.952	196.7
5	7.601	18.467	52.054	44.215	2'02.337	207.6
6	7.168	17.285	51.272	43.481	1'59.206	238.8
7	7.905	17.973	50.777	44.411	2'01.066	214.6
8	7.972	17.738	51.186	45.034	2'01.930	214.6
9	7.578	18.250	51.103	43.361	2'00.292	192.1
10	7.171	17.264	50.934	43.362	1'58.731	220.3
11	7.461	17.818	51.207	1'41.031	2'57.517 P	208.0
12	17.304	17.524	50.072	42.660	2'07.560 P	176.5
13	7.124	16.929	49.436	42.070	1'55.559	242.0
14	7.187	16.813	48.570	41.982	1'54.552	226.3
15	7.371	17.194	50.221	42.336	1'57.122	206.5
16	7.257	16.771	48.010	42.592	1'54.630	217.2
17	7.065	16.233	49.305	41.767	1'54.370	255.1
18	7.307	16.673	47.961	41.561	1'53.502	208.0
19	7.190	16.604	47.493	42.724	1'54.011	220.8
20	7.112	16.774	48.480	42.056	1'54.422	238.8
21	7.103	17.489	47.444	42.057	1'54.093	215.1
22	7.033	16.780	48.834	42.512	1'55.159	239.9
23	7.138	17.052	47.824	41.665	1'53.679	236.2
24	7.229	17.219	48.484	41.865	1'54.797	215.1
25	7.287	16.768	49.173	43.339	1'56.567	213.0
26	8.228	17.029	48.351	42.411	1'56.019	197.8
27	7.257	16.509	49.771	41.994	1'55.531	221.7
28	7.255	16.743	49.742	42.907	1'56.647	215.5
29	7.282	17.406	49.039	42.150	1'55.877	219.0
30	7.355	16.844	48.564	42.377	1'55.140	215.1
31	7.690	16.931	47.995	41.685	1'54.301	208.0

149 Ronconi Massimo						
Giro	Tratto 1	Tratto 2	Tratto 3	Tratto 4	T. Giro	Race Time
1			54.810	46.858	2'12.409	2'12.409
2	7.918	18.789	54.640	46.362	2'07.709	200.3
3	8.088	18.435	53.806	46.208	2'06.537	191.5
4	8.052	19.058	54.374	46.928	2'08.412	200.7
5	7.992	18.615	55.283	46.492	2'08.382	203.0
6	7.921	18.947	53.995	45.872	2'06.735	206.1
7	7.967	19.444	54.766	45.723	2'07.900	192.1
8	7.942	18.681	55.305	46.009	2'07.937	196.3
9	7.924	18.680	54.254	46.364	2'07.222	200.0
10	8.032	18.596	53.656	46.283	2'06.567	191.8
11	8.644	19.392	54.278	46.944	2'09.258	163.9
12	8.165	18.934	54.457	46.305	2'07.861	193.2
13	8.961	19.484	55.311	1'47.476	3'11.232 P	184.6
14	16.892	19.872	54.654	47.152	2'18.570 P	162.9
15	8.085	18.971	53.723	46.291	2'07.070	197.0
16	7.991	19.020	1'00.101	48.955	2'16.067	206.1
17	7.925	19.260	54.697	47.871	2'09.753	205.3
18	7.920	18.856	54.333	46.495	2'07.604	207.2
19	8.261	19.209	54.072	46.690	2'08.232	187.8
20	7.872	19.421	1'02.673	48.899	2'18.865	204.9

21	9.189	20.178	56.001	48.282	2'13.650	174.8	46'27.972
22	9.099	19.727	55.492	47.263	2'11.581	180.0	48'39.553
23	8.473	19.316	55.926	46.931	2'10.646	196.7	50'50.199
24	8.373	20.345	55.192	48.328	2'12.238	182.7	53'02.437
25	8.122	19.381	56.256	48.982	2'12.741	191.1	55'15.178
26	8.390	21.449	57.138	47.816	2'14.793	186.5	57'29.971
27	8.564	19.855	57.104	50.264	2'15.787	176.5	59'45.758
28	8.995	20.867	56.238	50.397	2'16.497	172.8	1:02'02.255

152 Guerra Massimo						
Giro	Tratto 1	Tratto 2	Tratto 3	Tratto 4	T. Giro	Race Time
1			50.176	42.930	1'58.870	1'58.870
2	7.113	17.645	49.979	42.595	1'57.332	210.9
3	6.953	17.105	49.117	42.715	1'55.890	246.4
4	6.975	17.032	50.725	43.089	1'57.821	238.8
5	7.135	17.097	49.195	42.892	1'56.319	215.1
6	7.213	17.086	50.379	42.688	1'57.366	219.4
7	7.326	18.157	51.108	41.984	1'58.575	228.7
8	6.928	17.521	50.366	42.529	1'57.344	237.2
9	6.957	17.613	49.929	42.971	1'57.470	244.2
10	6.947	17.129	49.775	42.844	1'56.695	237.2
11	6.994	16.691	49.000	42.528	1'55.213	239.9
12	6.945	16.874	49.873	43.365	1'57.057	236.7
13	6.901	16.780	49.506	41.926	1'55.113	250.4
14	6.986	16.928	50.771	1'39.482	2'54.167 P	235.2
15	15.076	18.099	52.436	43.695	2'09.306 P	183.4
16	7.111	17.479	48.835	42.732	1'56.157	217.7
17	7.005	16.784	49.038	42.040	1'54.867	243.1
18	6.996	16.744	49.408	42.545	1'55.693	241.5
19	7.462	17.426	48.557	42.699	1'56.144	216.4
20	6.995	17.369	48.819	42.126	1'55.309	237.8
21	6.955	17.425	48.595	42.599	1'55.574	233.7
22	6.886	17.191	48.644	42.493	1'55.214	249.3
23	7.070	16.949	48.207	41.710	1'53.936	241.5
24	6.917	17.153	50.075	42.951	1'57.096	259.4
25	7.693	17.082	48.410	43.284	1'56.469	201.1
26	7.043	16.916	48.477	42.213	1'54.649	237.2
27	6.967	16.922	50.759	44.508	1'59.156	252.8
28	7.225	19.270	49.578	42.236	1'58.309	215.5
29	6.982	16.838	49.135	43.361	1'56.316	234.7
30	7.031	17.519	52.019	43.754	2'00.323	226.3
31	7.259	17.583	49.287	43.232	1'57.361	213.8

153 Ambroso Giovanni						
Giro	Tratto 1	Tratto 2	Tratto 3	Tratto 4	T. Giro	Race Time
1			54.304	44.922	2'07.096	2'07.096
2	7.458	17.758	53.338	46.073	2'04.627	228.7
3	7.731	18.101	53.043	44.743	2'03.618	201.5
4	7.669	18.192	53.518	45.103	2'04.482	193.2
5	7.585	17.911	53.578	44.856	2'03.930	208.4
6	7.621	18.045	53.059	44.279	2'03.004	200.7
7	7.725	18.139	53.285	44.754	2'03.903	190.1
8	7.521	18.332	52.374	44.570	2'02.797	210.1
9	7.976	18.814	52.185	44.552	2'03.527	181.2
10	8.850	18.319	52.250	44.344	2'03.763	191.1
11	7.550	18.111	52.384	44.292	2'02.337	222.1
12	7.524	17.716	52.546	43.879	2'01.665	224.4
13	7.551	17.862	52.616	44.673	2'02.702	216.4
14	7.560	17.567	53.182	44.511	2'02.820	211.7
15	7.520	17.707	54.355	44.694	2'04.276	215.9
16	7.574	17.823	51.908	44.616	2'01.921	206.8
17	7.424	17.864	53.950	44.703	2'03.941	234.7
18	7.695	18.188	52.404	1'47.663	3'05.950 P	197.4
19	19.849	21.670	55.593	47.533	2'24.645 P	135.4
20	7.967	19.763	54.982	47.411	2'10.123	186.5
21	7.971	19.208	53.569	45.176	2'05.924	185.2
22	7.967	19.159	53.424	45.462	2'06.012	184.6
23	8.411	18.902	52.657	44.864	2'04.834	176.5
24	7.740	18.676	53.170	44.657	2'04.243	195.6
25	7.744	18.559	53.519	46.094	2'05.916	197.8
26	8.086	18.469	53.414	47.299	2'07.268	180.6
27	7.902	18.410	52.618	44.993	2'03.923	192.1
28	7.783	18.739	53.615	45.646	2'0	



Enzo e Dino Ferrari 4.909 m

Luigi Musso Historic Gran Prix

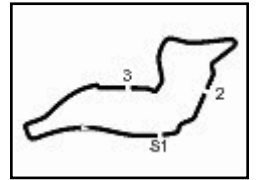
C.I. Autostoriche 2^A3^A Ragg. - Analisi Tempi Gara

8 / 8

3	7.369	16.903	48.713	42.792	1'55.777	234.7	5'52.942
4	7.428	16.730	50.115	43.323	1'57.596	224.9	7'50.538
5	7.370	16.849	48.985	43.182	1'56.386	224.0	9'46.924
6	7.355	16.649	50.568	42.726	1'57.298	229.7	11'44.222
7	7.459	19.022	49.825	42.695	1'59.001	213.8	13'43.223
8	7.372	17.166	49.617	42.976	1'57.131	235.7	15'40.354
9	7.388	16.556	50.066	43.642	1'57.652	233.7	17'38.006
10	7.411	16.454	49.402	43.291	1'56.558	236.7	19'34.564
11	7.349	16.590	48.943	42.990	1'55.872	238.3	21'30.436
12	7.400	16.375	49.647	43.504	1'56.926	238.8	23'27.362
13	7.417	16.742	50.229	42.679	1'57.067	234.7	25'24.429
14	7.410	16.641	48.893	44.412	1'57.356	233.7	27'21.785
15	7.574	17.293	49.165	1'48.921	3'02.953 P	213.8	30'24.738
16	20.846	18.966	51.904	43.933	2'15.649 P	165.7	32'40.387
17	7.631	17.445	51.027	43.091	1'59.194	230.7	34'39.581
18	7.422	16.883	50.263	42.775	1'57.343	226.8	36'36.924
19	7.427	16.970	50.030	42.806	1'57.233	230.2	38'34.157
20	7.497	17.145	49.130	44.093	1'57.865	221.2	40'32.022
21	7.472	17.004	49.496	42.980	1'56.952	213.4	42'28.974
22	7.536	16.800	49.019	44.530	1'57.885	225.4	44'26.859
23	7.545	16.923	48.581	42.950	1'55.999	224.9	46'22.858
24	7.484	16.426	48.476	42.660	1'55.046	237.2	48'17.904
25	7.489	16.492	50.263	42.591	1'56.835	228.7	50'14.739
26	7.553	17.156	49.007	42.762	1'56.478	217.2	52'11.217
27	7.492	16.410	48.928	42.936	1'55.766	228.7	54'06.983
28	7.559	16.486	48.230	42.065	1'54.340	228.2	56'01.323
29	7.590	16.366	49.421	42.357	1'55.734	228.2	57'57.057
30	7.482	16.710	48.476	42.024	1'54.692	237.8	59'51.749
31	7.484	17.151	48.692	45.545	1'58.872	214.2	1:01'50.621

P = Box In/Out - C = Tempo Invalidato





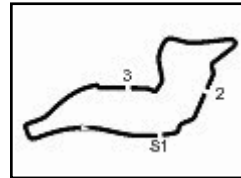
Luigi Musso Historic Gran Prix

C.I. Autostoriche 2^3^ Ragg. - Contagiri Gara

Enzo e Dino Ferrari 4.909 m

		Giro																													
		1	2	3	4	5	6	7	8	9	10	11	12	13	14	15	16	17	18	19	20	21	22	23	24	25	26	27	28	29	30
Pos.	1	152	152	152	152	152	152	152	152	152	152	152	152	152	156	152	152	152	152	152	152	152	152	152	152	152	152	152	152	152	152
	2	156	156	156	156	156	156	156	156	156	156	156	156	156	152	156	156	156	156	156	156	156	147	147	147	147	147	147	147	147	147
	3	147	147	147	147	147	147	147	147	147	147	153	153	153	153	153	153	147	147	147	147	147	156	156	156	156	156	156	156	156	156
	4	153	153	153	153	153	153	153	153	153	153	147	147	147	147	147	153	153	153	153	153	153	153	153	153	153	153	153	153	153	153
	5	119	119	119	114	114	114	114	114	115	115	149	149	149	118	118	95	95	95	115	115	115	115	115	115	115	115	115	115	115	115
	6	114	114	114	115	115	115	115	115	149	149	115	115	115	115	141	115	115	149	149	149	149	149	149	149	149	149	141	141	141	141
	7	115	115	115	149	118	149	149	118	118	118	118	118	118	95	95	98	149	149	95	118	118	118	118	141	141	141	149	118	118	
	8	149	149	149	118	149	118	118	95	95	95	95	95	95	135	135	115	118	118	141	141	141	141	118	118	118	118	149	149	149	
	9	95	95	118	95	95	95	95	135	135	135	135	135	141	141	141	98	98	149	98	98	98	98	98	98	98	98	98	98	98	
	10	118	118	95	135	135	135	135	141	141	141	141	141	98	98	149	98	98	98	98	98	95	95	95	95	95	95	95	95	95	
	11	135	135	135	98	98	141	141	98	98	98	98	98	98	149	149	102	138	138	138	138	138	138	138	138	138	138	138	138	138	
	12	141	141	98	141	141	98	98	102	102	102	102	102	102	102	102	138	102	102	102	102	120	120	120	120	120	120	120	120	120	
	13	98	98	141	102	102	102	102	138	138	138	138	138	41	41	120	120	120	120	102	102	102	102	102	102	102	102	102	102	102	
	14	146	146	102	146	146	138	138	120	120	120	120	120	106	106	124	124	124	124	124	124	124	124	124	124	124	124	124	124	124	
	15	102	102	146	90	90	120	120	123	41	41	124	41	81	81	41	39	106	106	106	106	106	106	106	106	106	106	106	106	106	
	16	138	123	90	123	123	123	123	146	39	124	41	39	104	92	39	41	41	41	41	41	41	39	39	39	39	39	39	39	39	
	17	123	90	123	138	138	146	146	41	124	39	39	128	92	138	106	106	104	104	104	104	104	90	90	90	41	104	104	104	104	
	18	92	92	92	120	120	41	41	39	92	104	128	106	138	120	104	104	90	90	90	90	39	104	41	41	90	90	90	90	90	
	19	90	134	134	92	41	39	39	124	104	128	106	104	90	124	128	90	39	39	39	39	90	41	104	104	104	41	104	104	41	
	20	41	138	138	41	124	124	124	104	128	92	104	81	120	39	90	128	128	128	128	128	128	128	128	128	128	128	128	128	128	
	21	120	41	41	124	39	92	92	92	106	106	129	92	107	104	92	92	45	45	45	45	45	45	45	45	45	45	45	45	45	
	22	124	120	120	39	92	104	104	128	129	129	92	90	39	90	45	45	92	92	92	92	53	53	53	53	53	53	53	53	53	
	23	134	124	124	104	104	90	90	106	81	81	81	109	45	128	107	107	107	53	53	53	92	92	83	83	83	83	83	83	83	
	24	39	39	39	106	106	128	128	90	90	90	107	124	107	53	53	53	107	107	107	107	83	92	92	92	92	92	92	92	92	
	25	81	104	104	81	129	106	106	129	109	109	109	109	45	128	45	109	109	109	83	83	83	83	107	107	107	107	107	107	107	
	26	104	129	106	129	128	129	129	81	107	107	107	124	109	53	83	83	83	109	109	109	109	109	109	109	109	109	109	109	109	
	27	129	106	129	128	81	81	109	45	45	45	53	53	109	81	81	143	143	143	143	143	143	143	143	143	143	143	143	143	143	
	28	106	81	81	134	109	109	109	107	53	53	83	83	83	83	143	143	140	146	146	146	146	146	146	146	146	146	146	146	146	
	29	107	107	128	84	107	107	107	45	83	83	140	143	143	143	140	140	146	140	140	140	140	140	99	99	99	99	99	99	99	
	30	128	128	84	109	134	53	53	53	140	140	83	140	140	140	44	146	99	99	99	99	99	99	140	140	140	140	140	140	140	
	31	84	84	109	107	53	45	45	83	143	143	143	44	44	114	99	99	44	44	44	44	44	44	44	44	44	44	44	44	44	
	32	83	53	53	53	45	83	83	140	44	44	114	99	99	44	146	44	137	137	137	137	137	137	137	137	137	137	137	137	137	
	33	53	45	45	45	83	134	140	143	99	99	44	114	114	99	137	137	101	101	101	101	101	101	101	101	101	101	101	101	101	
	34	45	109	107	83	140	140	55	137	146	114	99	137	146	146	101	101	40	84	84	84	84	84	84	84	84	84	84	84	84	
	35	109	83	83	140	55	55	143	99	101	101	101	101	146	137	137	40	40	84	40	40	40	40	40	40	40	40	40	40	40	
	36	99	140	140	55	143	143	137	44	137	137	137	101	101	101	84	84														
	37	140	93	55	143	137	137	99	114	40	146	146	40	40	40																
	38	55	55	137	137	99	99	44	101	114	40	40	84	84	84																
	39	143	137	143	99	44	44	101	40	84	84	84	84																		
	40	137	143	99	44	84	84	40	84	119	119	119																			
	41	44	99	44	101	101	101	84	119																						
	42	93	44	101	40	40	40	119																							
	43	101	101	40	119	119	119																								
	44	40	40	93																											





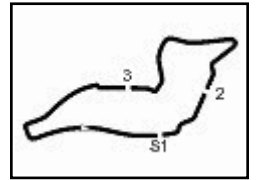
Enzo e Dino Ferrari 4.909 m

Luigi Musso Historic Gran Prix

C.I. Autostoriche + ARC - Ideal Time Prove Libere 2° Turno

Num.	Concorrente	Auto	Tratto 1	Tratto 2	Tratto 3	Tratto 4	Ideal Time	Tempo Ufficiale	Pos.	Diff.
1	47 BUCCI R. (ITA)	Giulia GT Junior 130	9.806	20.521	59.396	52.395	2'22.118	2'22.813	1	0.695
2	55 ZWEIFLER/FICHT	GTV 2000	10.246	21.591	1'02.997	55.089	2'29.923	2'30.270	2	0.347
		Ideal Time Assoluto	9.806	20.521	59.396	52.395	2'22.118			





Enzo e Dino Ferrari 4.909 m

Luigi Musso Historic Gran Prix

C.I. Autostoriche + ARC - Analisi Tempi Prove Libere 2° Turno

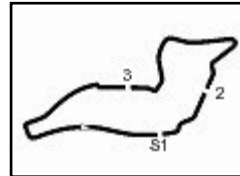
1 / 1

47 BUCCI R.							
Giro	Tratto 1	Tratto 2	Tratto 3	Tratto 4	T. Giro	km/h	Local Time
							10:08'31.899
1	38.343	28.287	1'16.622	1'03.500	3'26.752 P		10:11'58.651
2	11.146	25.615	1'08.493	56.208	2'41.462	140.7	10:14'40.113
3	10.058	21.878	1'04.061	54.597	2'30.594	163.9	10:17'10.707
4	9.879	21.659	1'02.226	53.048	2'26.812	173.4	10:19'37.519
5	9.864	21.085	1'01.113	52.395	2'24.457	177.1	10:22'01.976
6	9.852	21.062	1'07.061	56.505	2'34.480	177.6	10:24'36.456
7	9.831	21.103	1'00.041	52.859	2'23.834	177.3	10:27'00.290
8	9.806	21.113	59.469	52.425	2'22.813	178.2	10:29'23.103

55 ZWEIFLER/FICHT							
Giro	Tratto 1	Tratto 2	Tratto 3	Tratto 4	T. Giro	km/h	Local Time
							10:05'20.015
1	46.313	28.690	1'16.872	1'02.963	3'34.838 P	103.3	10:08'54.853
2	11.153	23.307	1'06.589	58.410	2'39.459	151.3	10:11'34.312
3	10.498	23.418	1'05.348	56.570	2'35.834	170.9	10:14'10.146
4	10.396	22.402	1'04.773	2'44.044	4'21.615 P	173.1	10:18'31.761
5	19.929	23.407	1'04.948	56.063	2'44.347 P	125.4	10:21'16.108
6	10.379	22.277	1'03.755	55.392	2'31.803	173.4	10:23'47.911
7	10.332	21.591	1'03.250	55.145	2'30.318	175.9	10:26'18.229
8	10.386	21.739	1'03.485	55.089	2'30.699	172.0	10:28'48.928
9	10.246	21.826	1'02.997	55.201	2'30.270	169.8	10:31'19.198

P = Box In/Out - C = Tempo Invalidato





Enzo e Dino Ferrari 4.909 m

Luigi Musso Historic Gran Prix

C.I. Autostoriche + ARC - Velocità Prove Libere 2° Turno

Miglior Giro:

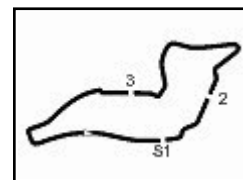
1	47 BUCCI R.	Giulia GT Junior 1300	2'22.813
2	55 ZWEIFLER/FICHT	GTV 2000	2'30.270

Velocità

1	47 BUCCI R.	Giulia GT Junior 1300	178.2
2	55 ZWEIFLER/FICHT	GTV 2000	175.9

Tratto 1		Tratto 2		Tratto 3		Tratto 4		
1	47 BUCCI R.	9.806	1	47 BUCCI R.	20.521	1	47 BUCCI R.	52.395
2	55 ZWEIFLER/FICHT	10.246	2	55 ZWEIFLER/FICHT	21.591	2	55 ZWEIFLER/FICHT	1'02.997
								55.089





Enzo e Dino Ferrari 4.909 m

Luigi Musso Historic Gran Prix

C.I. Autostoriche + ARC - Classifica Prove Libere 3° Turno

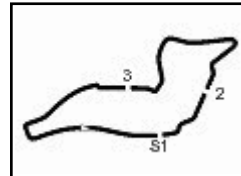
Miglior Giro: = 2'11.936 - 4,909 km - Media 133,947 km/h

Num. Concorrente	Concorrente	Auto	Classe	Tempo	Dist.	Media	Giri
Num. Conducente	Concorrente	Scuderia	Auto	Classe	Tempo	Dist.	Rel. Giri
1	135 BRASCHI Valerio	Braschi Valerio	Veregra Competition	Porsche 928 S	3-HGO25	2'11.936	10
2	1 RONZONI Marcello	Ronzoni Marcello	RIP 911	Porsche 911 Carrera RS	3-HGO25	2'24.069	12.133 12.133 9
3	134 BRACALENTE Alessandro	Bracalente Alessandro	Veregra Competition	Porsche 928 S	3-HGO25	2'24.643	12.707 0.574 3
4	23 SPAGGIARI Enrico	Spaggiari Enrico	AB Motorsport	Ford Mustang	FTO2	2'35.269	23.333 10.626 4
5	55 ZWEIFLER/FICHT		GPS Classic	GTV 2000	EGS13	2'35.296	23.360 0.027 5
6	30 INCERTI C. (ITA)	Incerti C.	Circolo della Biella	Giulietta SZ	EGS13	2'42.134	30.198 6.838 8

19/10/2012 Inizio 11:10 Fine 11:37

Esposta alle:





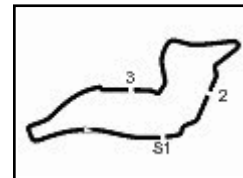
Enzo e Dino Ferrari 4.909 m

Luigi Musso Historic Gran Prix

C.I. Autostoriche + ARC - Ideal Time Prove Libere 3° Turno

Num.	Concorrente	Auto	Tratto 1	Tratto 2	Tratto 3	Tratto 4	Ideal Time	Tempo Ufficiale	Pos.	Diff.
1	135 BRASCHI V.	Porsche 928 S	8.585	19.099	56.032	47.902	2'11.618	2'11.936	1	0.318
2	134 BRACALENTE A.	Porsche 928 S	8.760	20.924	1'00.574	53.512	2'23.770	2'24.643	3	0.873
3	1 RONZONI M.	Porsche 911 Carrera	8.471	21.731	1'01.572	52.121	2'23.895	2'24.069	2	0.174
4	23 SPAGGIARI E.	Ford Mustang	9.453	21.889	1'02.429	55.459	2'29.230	2'35.269	4	6.039
5	55 ZWEIFLER/FICHT	GTV 2000	10.204	22.457	1'06.294	56.339	2'35.294	2'35.296	5	0.002
6	30 INCERTI C. (ITA)	Giulietta SZ	10.378	23.762	1'09.883	58.111	2'42.134	2'42.134	6	0.000
Ideal Time Assoluto			8.471	19.099	56.032	47.902	2'11.504			





Enzo e Dino Ferrari 4.909 m

Luigi Musso Historic Gran Prix

C.I. Autostoriche + ARC - Analisi Tempi Prove Libere 3° Turno

1 / 1

1 RONZONI MARCELLO

Giro	Tratto 1	Tratto 2	Tratto 3	Tratto 4	T. Giro	km/h	Local Time
							11:11'44.753
1	34.967	32.734	1'14.022	58.979	3'20.702 P		11:15'05.455
2	9.404	23.818	1'07.619	55.301	2'36.142	171.2	11:17'41.597
3	8.727	23.906	1'06.082	55.267	2'33.982	184.3	11:20'15.579
4	9.355	23.102	1'02.229	54.119	2'28.805	174.5	11:22'44.384
5	9.101	23.372	1'04.049	53.610	2'30.132	178.8	11:25'14.516
6	8.582	21.731	1'01.635	52.121	2'24.069	194.2	11:27'38.585
7	9.124	22.998	1'03.870	53.148	2'29.140	176.5	11:30'07.725
8	8.471	22.019	1'01.572	52.778	2'24.840	201.8	11:32'32.565
9	10.126	25.939	1'17.457	1'02.940	2'56.462	156.1	11:35'29.027

23 SPAGGIARI ENRICO

Giro	Tratto 1	Tratto 2	Tratto 3	Tratto 4	T. Giro	km/h	Local Time
							11:11'13.350
1	21.218	30.756	1'16.260	59.039	3'07.273 P		11:14'20.623
2	10.936	23.155	1'05.719	55.459	2'35.269	132.6	11:16'55.892
3	9.535	21.889	1'02.429	5'52.194	7'26.047 P	146.8	11:24'21.939
4	18.634	24.068	1'05.860	58.029	2'46.591 P	125.9	11:27'08.530

30 INCERTI C.

Giro	Tratto 1	Tratto 2	Tratto 3	Tratto 4	T. Giro	km/h	Local Time
							11:11'55.340
1	24.807	30.408	1'22.584	1'06.508	3'24.307 P		11:15'19.647
2	11.777	27.029	1'14.893	1'02.118	2'55.817	119.5	11:18'15.464
3	10.599	25.404	1'13.287	1'00.551	2'49.841	149.4	11:21'05.305
4	10.451	24.803	1'11.849	1'00.623	2'47.726	150.3	11:23'53.031
5	10.560	24.690	1'10.673	3'08.429	4'54.352 P	141.0	11:28'47.383
6	20.177	25.760	1'11.284	1'09.526	3'06.747 P	112.7	11:31'54.130
7	10.617	24.754	1'10.148	58.775	2'44.294	143.9	11:34'38.424
8	10.378	23.762	1'09.883	58.111	2'42.134	150.7	11:37'20.558

55 ZWEIFLER/FICHT

Giro	Tratto 1	Tratto 2	Tratto 3	Tratto 4	T. Giro	km/h	Local Time
							11:12'03.066
1	21.480	27.422	1'12.250	58.170	2'59.322 P	105.5	11:15'02.388
2	10.425	23.620	1'11.619	1'04.737	2'50.401	165.4	11:17'52.789
3	10.635	24.238	1'11.052	1'22.849	3'08.774 P	146.4	11:21'01.563
4	19.001	23.511	1'08.212	57.020	2'47.744 P	125.4	11:23'49.307
5	10.206	22.457	1'06.294	56.339	2'35.296	175.0	11:26'24.603

134 BRACALENTE ALESSANDRO

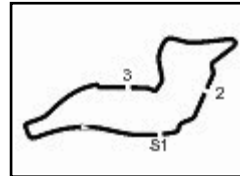
Giro	Tratto 1	Tratto 2	Tratto 3	Tratto 4	T. Giro	km/h	Local Time
							11:12'25.001
1	23.476	26.664	1'11.684	56.562	2'58.386 P	111.0	11:15'23.387
2	9.371	21.718	1'00.574	54.663	2'26.326	165.4	11:17'49.713
3	8.760	21.082	1'01.289	53.512	2'24.643	178.5	11:20'14.356

135 BRASCHI VALERIO

Giro	Tratto 1	Tratto 2	Tratto 3	Tratto 4	T. Giro	km/h	Local Time
							11:12'38.280
1	22.356	24.622	1'11.150	55.474	2'53.602 P	118.6	11:15'31.882
2	8.975	21.214	1'01.224	50.709	2'22.122	180.0	11:17'54.004
3	9.300	20.696	58.009	52.516	2'20.521	168.5	11:20'14.525
4	8.645	19.707	57.072	49.830	2'15.254	182.4	11:22'29.779
5	8.747	19.641	57.189	49.168	2'14.745	179.4	11:24'44.524
6	8.624	19.099	57.248	48.191	2'13.162	186.8	11:26'57.686
7	8.615	19.399	56.765	49.283	2'14.062	190.5	11:29'11.748
8	8.645	19.219	56.413	47.902	2'12.179	200.7	11:31'23.927
9	8.585	19.137	56.188	48.238	2'12.148	193.9	11:33'36.075
10	8.624	19.172	56.032	48.108	2'11.936	196.7	11:35'48.011

P = Box In/Out - C = Tempo Invalidato





Luigi Musso Historic Grand Prix

C.I. Autostoriche + ARC - Velocità Prove Libere 3° Turno

Enzo e Dino Ferrari 4.909 m

Miglior Giro:

1	135	BRASCHI Valerio	Porsche 928 S	2'11.936
2	1	RONZONI Marcello	Porsche 911 Carrera RS	2'24.069
3	134	BRACALENTE Alessandro	Porsche 928 S	2'24.643
4	23	SPAGGIARI Enrico	Ford Mustang	2'35.269
5	55	ZWEIFLER/FICHT	GTV 2000	2'35.296
6	30	INCERTI C.	Giulietta SZ	2'42.134

Velocità

1	1	RONZONI Marcello	Porsche 911 Carrera RS	201.8
2	135	BRASCHI Valerio	Porsche 928 S	200.7
3	134	BRACALENTE Alessandro	Porsche 928 S	180.0
4	55	ZWEIFLER/FICHT	GTV 2000	175.0
5	23	SPAGGIARI Enrico	Ford Mustang	161.0
6	30	INCERTI C.	Giulietta SZ	150.7

Tratto 1

1	1	RONZONI M.	8.471
2	135	BRASCHI V.	8.585
3	134	BRACALENTE A.	8.760
4	23	SPAGGIARI E.	9.453
5	55	ZWEIFLER/FICHT	10.204
6	30	INCERTI C.	10.378

Tratto 2

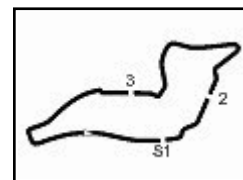
1	135	BRASCHI V.	19.099
2	134	BRACALENTE A.	20.924
3	1	RONZONI M.	21.731
4	23	SPAGGIARI E.	21.889
5	55	ZWEIFLER/FICHT	22.457
6	30	INCERTI C.	23.762

Tratto 3

1	135	BRASCHI V.	56.032
2	134	BRACALENTE A.	1'00.574
3	1	RONZONI M.	1'01.572
4	23	SPAGGIARI E.	1'02.429
5	55	ZWEIFLER/FICHT	1'06.294
6	30	INCERTI C.	1'09.883

Tratto 4

1	135	BRASCHI V.	47.902
2	1	RONZONI M.	52.121
3	134	BRACALENTE A.	53.512
4	23	SPAGGIARI E.	55.459
5	55	ZWEIFLER/FICHT	56.339
6	30	INCERTI C.	58.111



Enzo e Dino Ferrari 4.909 m

Luigi Musso Historic Gran Prix

C.I. Autostoriche + ARC - Classifica Prove Libere 4° Turno

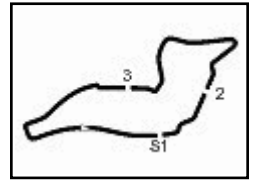
Miglior Giro: = 1'55.317 - 4,909 km - Media 153,251 km/h

Num. Concorrente	Concorrente	Auto	Classe	Tempo	Dist.	Media	Giri
Num. Conducente	Concorrente	Scuderia	Auto	Classe	Tempo	Dist.	Rel. Giri
1	156 VALLE Fabio	Valle Fabio	Team Form-Agorest	Lancia Beta Montecarlo	3-HIO2	1'55.317	12
2	118 BENUSIGLIO Mario	Benusiglio Mario	Team Italia	Porsche 911 3.0	2-GHSO2	2'08.279	12.962 12.962 10
3	135 BRASCHI Valerio	Braschi Valerio	Veregra Competition	Porsche 928 S	3-HGO25	2'10.736	15.419 2.457 10
4	27 BENEDETTI Giampolo	AB Motorsport	AB Motorsport	Jaguar E Type	FGO2	2'12.403	17.086 1.667 5
5	22 FURIANI Alexander	Furiani Alexander		A.R. GTA	FT16	2'14.969	19.652 2.566 8
6	47 BUCCI R. (ITA)	Bucci R.		Giulia GT Junior 1300	GHT13	2'19.695	24.378 4.726 9
7	99 BENUSIGLIO/CO			GTAM		2'19.755	24.438 0.060 7
8	129 CRUCIANI Eliseo	Cruciani Eliseo	Veregra Competition	BMW 323i	3-HT25	2'19.982	24.665 0.227 2
9	134 BRACALENTE Alessandro	Bracalente Alessandro	Veregra Competition	Porsche 928 S	3-HGO25	2'20.193	24.876 0.211 9
10	1 RONZONI Marcello	Ronzoni Marcello	RIP 911	Porsche 911 Carrera RS		2'21.646	26.329 1.453 9
11	115 ROSTICCI Riccardo	Rosticci Riccardo	Sc. Autom. Kinzica	Porsche 911 3.0	2-GHSO2	2'22.506	27.189 0.860 7
12	104 ZORZI Giorgio	Zorzi Giorgio		Porsche 911 G Coupe'	2-GHO25	2'22.878	27.561 0.372 9
13	58 BIONDETTI/GIMIGNANI (ITA)	Biondetti S.	Scuderia Biondetti	GTV 2000	GHT20	2'25.270	29.953 2.392 9
14	7 STORTONI Andrea	Stortoni Andrea	Ecurie Esprit	Austin Mini Cooper S	FT13	2'25.474	30.157 0.204 6
15	96 FRISONE/SCALINI		Lanza Motorsport	GTV 2000		2'27.033	31.716 1.559 5
16	6 ROSI Giovanni	Rosi Giovanni	Ecurie del Soleil	Lotus Elise	EG13	2'28.700	33.383 1.667 8
17	143 MIRA Roberto	Mira Roberto	Veregra Competition	A.R. Giulia GTV	3-HI20	2'29.076	33.759 0.376 9
18	15 VETTORETTI Daniele	Vettoretti Daniele	Piave Jolly Club	Austin Mini Cooper S	FT13	2'31.586	36.269 2.510 7
19	109 DAMIANI Andrea	Damiani Andrea		Porsche 911	2-GHS20	2'35.591	40.274 4.005 1
20	53 LILLI/ROCCO		Scuderia Biondetti	GTV 2000		2'36.520	41.203 0.929 9
21	30 INCERTI C. (ITA)	Incerti C.	Circolo della Biella	Giulietta SZ	EGS13	2'42.238	46.921 5.718 8

19/10/2012 Inizio 14:30 Fine 14:57

Esposta alle:





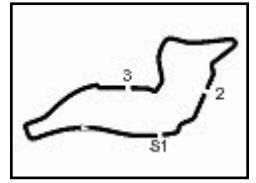
Enzo e Dino Ferrari 4.909 m

Luigi Musso Historic Gran Prix

C.I. Autostoriche + ARC - Ideal Time Prove Libere 4° Turno

Num. Concorrente	Auto	Tratto 1	Tratto 2	Tratto 3	Tratto 4	Ideal Time	Tempo Ufficiale	Pos.	Diff.
1 156 VALLE F.	Lancia Beta Montecar	7.098	16.768	48.121	42.169	1'54.156	1'55.317	1	1.161
2 118 BENUSIGLIO M.	Porsche 911 3.0	8.057	18.445	54.342	46.838	2'07.682	2'08.279	2	0.597
3 135 BRASCHI V.	Porsche 928 S	8.574	18.517	54.427	47.846	2'09.364	2'10.736	3	1.372
4 27 BENEDINI G.	Jaguar E Type	8.072	19.273	56.056	48.808	2'12.209	2'12.403	4	0.194
5 22 FURIANI A.	A.R. GTA	8.759	19.474	57.166	49.246	2'14.645	2'14.969	5	0.324
6 99 BENUSIGLIO/CO	GTAM	9.228	20.169	57.808	51.139	2'18.344	2'19.755	7	1.411
7 47 BUCCI R. (ITA)	Giulia GT Junior 130	9.534	19.859	58.388	50.574	2'18.355	2'19.695	6	1.340
8 134 BRACALENTE A.	Porsche 928 S	8.852	20.350	58.300	51.672	2'19.174	2'20.193	9	1.019
9 129 CRUCIANI E.	BMW 323i	9.568	20.124	58.120	52.170	2'19.982	2'19.982	8	0.000
10 115 ROSTICCI R.	Porsche 911 3.0	10.389	20.127	58.673	52.257	2'21.446	2'22.506	11	1.060
11 1 RONZONI M.	Porsche 911 Carrera	8.558	21.777	59.820	51.308	2'21.463	2'21.646	10	0.183
12 104 ZORZI G.	Porsche 911 G Coupe'	9.274	21.166	1'00.640	51.476	2'22.556	2'22.878	12	0.322
13 58 BIONDETTI/GIMIGNIANI (ITA)	GTV 2000	9.998	20.969	1'00.591	53.680	2'25.238	2'25.270	13	0.032
14 7 STORTONI A.	Austin Mini Cooper S	9.938	21.272	1'00.698	53.460	2'25.368	2'25.474	14	0.106
15 96 FRISONE/SCALINI	GTV 2000	10.383	21.412	1'01.106	53.892	2'26.793	2'27.033	15	0.240
16 6 ROSI G.	Lotus Elise	9.942	21.322	1'01.759	54.994	2'28.017	2'28.700	16	0.683
17 143 MIRA R.	A.R. Giulia GTV	10.616	21.416	1'01.808	54.523	2'28.363	2'29.076	17	0.713
18 15 VETTORETTI D.	Austin Mini Cooper S	10.163	21.742	1'04.002	55.248	2'31.155	2'31.586	18	0.431
19 109 DAMIANI A.	Porsche 911	11.336	22.937	1'04.512	55.140	2'33.925	2'35.591	19	1.666
20 53 LILLI/ROCCO	GTV 2000	11.274	22.095	1'04.257	57.667	2'35.293	2'36.520	20	1.227
21 30 INCERTI C. (ITA)	Giulietta SZ	10.217	23.313	1'08.860	58.728	2'41.118	2'42.238	21	1.120
	Ideal Time Assoluto	7.098	16.768	48.121	42.169	1'54.156			





Luigi Musso Historic Gran Prix

C.I. Autostoriche + ARC - Analisi Tempi Prove Libere 4° Turno

Enzo e Dino Ferrari 4.909 m

1 RONZONI MARCELLO							
Giro	Tratto 1	Tratto 2	Tratto 3	Tratto 4	T. Giro	km/h	Local Time
1	20.586	26.086	1'07.326	56.370	2'50.368 P	119.9	14:31'18.770
2	9.138	25.238	1'03.744	54.453	2'32.573	164.7	14:36'41.711
3	8.990	23.440	1'04.960	2'34.905	4'12.295 P	174.5	14:40'54.006
4	18.499	23.228	1'02.939	52.220	2'36.886 P	145.2	14:43'30.892
5	9.033	26.475	1'02.415	52.386	2'30.309	177.3	14:46'01.201
6	9.033	23.786	1'01.437	52.592	2'26.848	156.8	14:48'28.049
7	8.558	21.969	1'00.759	53.455	2'24.741	176.8	14:50'52.790
8	8.928	22.140	1'01.446	51.308	2'23.822	187.2	14:53'16.612
9	8.607	21.777	59.820	51.442	2'21.646	183.4	14:55'38.258

6 ROSI GIOVANNI							
Giro	Tratto 1	Tratto 2	Tratto 3	Tratto 4	T. Giro	km/h	Local Time
1	22.594	28.341	1'07.446	1'01.001	2'59.382 P	112.1	14:33'47.739
2	10.187	21.803	1'06.102	4'31.161	6'09.253 P	172.5	14:39'56.992
3	18.884	23.108	1'04.656	58.832	2'45.480 P	129.6	14:42'42.472
4	10.189	23.029	1'02.339	55.039	2'30.596	179.4	14:45'13.068
5	9.991	23.462	1'04.131	2'52.078	4'29.662 P	173.1	14:49'42.730
6	15.111	22.931	1'03.682	55.693	2'37.417 P	130.7	14:52'20.147
7	10.086	21.322	1'02.461	55.391	2'29.260	180.0	14:54'49.407
8	9.942	22.005	1'01.759	54.994	2'28.700	180.6	14:57'18.107

7 STORTONI ANDREA							
Giro	Tratto 1	Tratto 2	Tratto 3	Tratto 4	T. Giro	km/h	Local Time
1	21.079	25.372	1'04.612	57.007	2'48.070 P	104.1	14:34'02.521
2	10.018	21.674	1'02.115	54.142	2'27.949	178.8	14:36'30.470
3	9.938	21.445	1'03.654	54.160	2'29.197	177.1	14:38'59.667
4	9.964	21.294	1'04.803	10'25.168	12'01.229 P	180.3	14:51'00.896
5	18.646	22.711	1'01.898	54.448	2'37.703 P	126.7	14:53'38.599
6	10.044	21.272	1'00.698	53.460	2'25.474	177.1	14:56'04.073

15 VETTORETTI DANIELE							
Giro	Tratto 1	Tratto 2	Tratto 3	Tratto 4	T. Giro	km/h	Local Time
1	10.272	24.039	1'07.218	55.562	2'37.091	175.3	14:35'39.437
2	10.254	22.237	1'06.137	2'37.882	4'16.510 P	170.1	14:39'55.947
3	19.174	23.333	1'05.009	56.490	2'44.006 P	131.6	14:42'39.953
4	10.295	22.441	1'04.407	55.297	2'32.440	165.7	14:45'12.393
5	10.268	23.905	1'06.931	55.657	2'36.761	167.5	14:47'49.154
6	10.237	22.789	1'04.412	56.277	2'33.715	172.3	14:50'22.869
7	10.163	22.173	1'04.002	55.248	2'31.586	177.3	14:52'54.455

22 FURIANI ALEXANDER							
Giro	Tratto 1	Tratto 2	Tratto 3	Tratto 4	T. Giro	km/h	Local Time
1	9.460	24.791	1'05.528	56.286	1'09.2	14:33'20.551	
2	8.863	19.561	57.166	49.470	2'15.060	195.6	14:37'55.537
3	8.911	19.694	57.733	49.246	2'15.584	185.9	14:40'11.121
4	10.045	22.225	1'00.261	4'01.216	5'33.747 P	153.4	14:45'44.868
5	22.999	22.528	57.910	51.083	2'34.520 P	136.4	14:48'19.388
6	8.800	21.159	1'01.046	50.705	2'21.710	184.9	14:50'41.098
7	8.915	22.198	58.544	49.272	2'18.929	183.7	14:53'00.027
8	8.759	19.474	57.455	49.281	2'14.969	203.0	14:55'14.996

23 SPAGGIARI ENRICO							
Giro	Tratto 1	Tratto 2	Tratto 3	Tratto 4	T. Giro	km/h	Local Time
1	22.781	24.370	1'02.676	55.200	2'45.027 P	106.0	14:33'53.500
2	8.719	20.231	1'00.753	3'22.658	4'52.361 P	173.1	14:38'45.861
3	22.716	23.278	59.629	52.227	2'37.850 P	131.3	14:41'23.711

27 BENEDINI GIAMPOLO							
Giro	Tratto 1	Tratto 2	Tratto 3	Tratto 4	T. Giro	km/h	Local Time
1	19.688	23.988	1'00.730	51.919	2'36.325 P	109.2	14:33'48.947
2	8.678	20.141	59.668	51.773	2'20.260	191.5	14:36'09.207
3	8.112	19.646	56.999	49.280	2'14.037	200.7	14:38'23.244
4	8.110	19.273	57.469	49.790	2'14.642	195.3	14:40'37.886
5	8.072	19.467	56.056	48.808	2'12.403	193.5	14:42'50.289

30 INCERTI C.							
Giro	Tratto 1	Tratto 2	Tratto 3	Tratto 4	T. Giro	km/h	Local Time
1		28.634	1'16.023	1'02.510			14:33'36.695

1	10.682	24.596	1'11.434	1'02.959	2'49.671	140.5	14:36'26.366
2	10.428	24.221	1'11.069	1'00.396	2'46.114	143.9	14:39'12.480
3	10.451	24.406	1'11.110	58.873	2'44.840	143.1	14:41'57.320
4	10.315	23.727	1'09.755	59.256	2'43.053	150.3	14:44'40.373
5	10.371	24.216	1'08.950	58.728	2'42.265	155.7	14:47'22.638
6	10.477	24.866	1'09.342	59.252	2'43.937	141.6	14:50'06.575
7	10.364	24.227	1'08.860	1'00.304	2'43.755	152.6	14:52'50.330
8	10.217	23.313	1'09.828	58.880	2'42.238	162.7	14:55'32.568

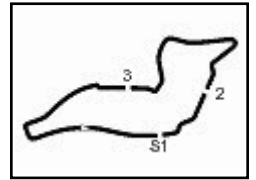
47 BUCCI R.							
Giro	Tratto 1	Tratto 2	Tratto 3	Tratto 4	T. Giro	km/h	Local Time
1	25.054	25.539	1'04.907	53.983	2'49.483 P		14:31'01.811
2	9.571	20.132	1'02.134	54.587	2'26.424	183.7	14:36'17.718
3	9.675	19.859	59.123	51.038	2'19.695	186.8	14:38'37.413
4	9.602	20.623	59.748	52.575	2'22.548	182.4	14:40'59.961
5	9.659	21.039	58.390	51.426	2'20.514	182.4	14:43'20.475
6	9.686	20.070	58.388	2'48.728	4'16.872 P	186.5	14:47'37.347
7	24.071	27.227	1'07.821	1'02.646	3'01.765 P	112.7	14:50'39.112
8	11.869	22.233	59.386	50.574	2'24.062	148.2	14:53'03.174
9	9.534	20.421	1'11.017	51.528	2'32.500	185.6	14:55'35.674

53 LILLI/ROCCO							
Giro	Tratto 1	Tratto 2	Tratto 3	Tratto 4	T. Giro	km/h	Local Time
1	14.124	28.190	1'17.716	1'12.910			14:33'27.378
2	11.437	25.595	1'08.009	1'07.545	2'55.273	121.0	14:36'22.651
3	11.350	22.095	1'05.246	57.829	2'36.520	160.0	14:41'38.892
4	11.277	22.133	1'04.767	59.924	2'38.101	160.0	14:44'16.993
5	11.396	22.281	1'06.734	57.667	2'38.078	159.6	14:46'55.071
6	12.002	22.743	1'05.392	58.064	2'38.201	138.0	14:49'33.272
7	11.274	22.621	1'07.128	1'00.680	2'41.703	159.1	14:52'14.975
8	11.460	22.486	1'04.415	59.497	2'37.858	157.2	14:54'52.833
9	11.763	22.095	1'04.257	59.413	2'37.528	154.8	14:57'30.361

58 BIONDETTI/GIMIGNANI							
Giro	Tratto 1	Tratto 2	Tratto 3	Tratto 4	T. Giro	km/h	Local Time
1	10.254	22.652	1'05.308	55.885	2'34.099	159.8	14:35'28.606
2	10.096	22.226	1'03.534	54.328	2'30.184	165.9	14:37'58.790
3	10.031	21.523	1'01.974	53.885	2'27.413	169.8	14:40'26.203
4	10.020	21.355	1'01.734	54.595	2'27.704	175.6	14:42'53.907
5	10.007	21.909	1'02.318	2'16.070	3'50.304 P	172.3	14:46'44.211
6	21.316	23.325	1'04.005	56.460	2'45.106 P	121.1	14:49'29.317
7	10.082	21.363	1'01.157	53.728	2'26.330	180.3	14:51'55.647
8	10.066	21.122	1'03.160	53.680	2'28.028	177.3	14:54'23.675
9	9.998	20.969	1'00.591	53.712	2'25.270	182.4	14:56'48.945

96 FRISONE/SCALINI							
Giro	Tratto 1	Tratto 2	Tratto 3	Tratto 4	T. Giro	km/h	Local Time
1	24.764	30.104	1'13.298	1'00.367	3'08.533 P		14:30'46.960
2	12.045	23.929	1'05.022	57.316	2'38.312	139.4	14:36'33.805
3	11.028	22.476	1'04.418	54.904	2'32.826	154.8	14:39'06.631
4	10.755	21.905	1'02.626	54.301	2'29.587	153.4	14:41'36.218
5	10.383	21.652	1'01.106	53.892	2'27.033	165.4	14:44'03.251

99 BENUSIGLIO/CO							
Giro	Tratto 1	Tratto 2	Tratto 3	Tratto 4	T. Giro	km/h	Local Time
1	10.016	27.009	1'07.152	58.706		111.2	14:33'22.428
2	9.415	22.400	1'02.263	54.024	2'28.703	147.8	14:35'51.131
3	9.519	20.977	59.303	52.318	2'22.013	172.8	14:38'13.144
4	9.519	21.715	1'10.286	3'47.536	5'29.056 P	165.2	14:43'42.200
5	21.5						



Luigi Musso Historic Gran Prix

C.I. Autostoriche + ARC - Analisi Tempi Prove Libere 4° Turno

Enzo e Dino Ferrari 4.909 m

9 9.338 **21.166** **1'00.640** 51.734 **2'22.878** **184.3** 14:55'47.240

109 DAMIANI ANDREA

Giro	Tratto 1	Tratto 2	Tratto 3	Tratto 4	T. Giro	km/h	Local Time
		27.071	1'13.125	1'04.046			14:33'22.455
1	11.336	23.245	1'05.870	55.140	2'35.591	143.3	14:35'58.046

115 ROSTICCI RICCARDO

Giro	Tratto 1	Tratto 2	Tratto 3	Tratto 4	T. Giro	km/h	Local Time
		28.390	1'17.844	1'13.687			14:33'52.390
1	16.811	27.773	1'16.634	2'35.741	4'36.959 P	100.7	14:38'29.349
2	22.076	25.131	1'06.793	56.501	2'50.501 P	110.5	14:41'19.850
3	12.905	22.044	1'02.094	58.504	2'35.547	131.0	14:43'55.397
4	12.313	21.234	1'02.078	2'31.835	4'07.460 P	136.8	14:48'02.857
5	22.503	23.727	1'05.512	59.883	2'51.625 P	111.9	14:50'54.482
6	12.590	20.826	58.901	52.257	2'24.574	147.6	14:53'19.056
7	10.389	20.127	58.673	53.317	2'22.506	171.7	14:55'41.562

118 BENUSIGLIO MARIO

Giro	Tratto 1	Tratto 2	Tratto 3	Tratto 4	T. Giro	km/h	Local Time
		23.722	1'01.632	52.915		108.7	14:32'33.796
1	9.000	20.995	58.649	48.953	2'17.597	155.9	14:34'51.393
2	8.376	19.405	55.529	48.371	2'11.681	174.8	14:37'03.074
3	8.464	18.743	57.858	48.151	2'13.216	183.7	14:39'16.290
4	8.320	21.697	55.572	48.343	2'13.932	175.6	14:41'30.222
5	8.153	18.993	55.814	47.384	2'10.344	187.5	14:43'40.566
6	8.190	18.751	57.443	1'59.151	3'23.535 P	192.5	14:47'04.101
7	23.592	20.192	54.342	47.405	2'25.531 P	139.6	14:49'29.632
8	8.143	18.589	54.862	47.080	2'08.674	198.1	14:51'38.306
9	8.310	18.969	54.460	46.838	2'08.577	184.6	14:53'46.883
10	8.057	18.445	54.847	46.930	2'08.279	200.0	14:55'55.162

129 CRUCIANI ELISEO

Giro	Tratto 1	Tratto 2	Tratto 3	Tratto 4	T. Giro	km/h	Local Time
		25.193	1'08.961	55.950		117.6	14:33'28.146
1	9.908	21.395	1'01.446	52.521	2'25.270	167.7	14:35'53.416
2	9.568	20.124	58.120	52.170	2'19.982	190.1	14:38'13.398

134 BRACALENTE ALESSANDRO

Giro	Tratto 1	Tratto 2	Tratto 3	Tratto 4	T. Giro	km/h	Local Time
							14:30'50.904
1	22.644	28.989	1'04.891	56.759	2'53.283 P	119.8	14:33'44.187
2	9.120	22.182	1'03.544	2'05.945	3'40.791 P	187.5	14:37'24.978
3	19.039	21.589	59.770	55.696	2'36.094 P	138.7	14:40'01.072
4	8.852	20.609	59.060	51.672	2'20.193	192.5	14:42'21.265
5	8.887	20.350	58.600	52.618	2'20.455	193.5	14:44'41.720
6	9.116	21.584	58.300	52.030	2'21.030	185.6	14:47'02.750
7	9.433	22.084	1'04.525	2'26.974	4'03.016 P	194.6	14:51'05.766
8	20.158	25.848	1'04.433	55.396	2'45.835 P	123.9	14:53'51.601
9	9.821	23.055	1'03.158	54.983	2'31.017	179.1	14:56'22.618

135 BRASCHI VALERIO

Giro	Tratto 1	Tratto 2	Tratto 3	Tratto 4	T. Giro	km/h	Local Time
		25.306	1'09.150	52.140		117.0	14:33'04.471
1	8.717	20.345	57.796	48.899	2'15.757	209.7	14:35'20.228
2	8.574	19.299	55.665	48.443	2'11.981	211.3	14:37'32.209
3	8.654	18.517	55.565	48.942	2'11.678	210.5	14:39'43.887
4	8.895	18.748	55.107	48.367	2'11.117	205.7	14:41'55.004
5	8.826	18.966	54.427	48.517	2'10.736	208.4	14:44'05.740
6	8.904	18.865	55.801	48.847	2'12.417	205.3	14:46'18.157
7	8.892	20.778	54.682	48.157	2'12.509	201.1	14:48'30.666
8	8.961	20.103	57.012	49.989	2'16.065	201.1	14:50'46.731
9	9.144	19.145	56.630	48.838	2'13.757	200.3	14:53'00.488
10	8.971	18.927	55.777	47.846	2'11.521	203.7	14:55'12.009

143 MIRA ROBERTO

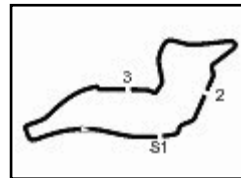
Giro	Tratto 1	Tratto 2	Tratto 3	Tratto 4	T. Giro	km/h	Local Time
							14:31'04.577
1	27.744	27.545	1'07.296	58.474	3'01.059 P		14:34'05.636
2	10.616	26.410	1'03.948	55.237	2'36.211	147.2	14:36'41.847
3	10.650	22.746	1'04.035	55.476	2'32.907	166.2	14:39'14.754
4	10.676	22.350	1'04.181	56.050	2'33.257	168.2	14:41'48.011
5	10.703	21.416	1'01.808	55.149	2'29.076	166.7	14:44'17.087
6	10.550	21.655	1'02.495	54.523	2'29.223	170.1	14:46'46.310
7	10.713	21.743	1'02.276	1'42.366	3'17.098 P	166.7	14:50'03.408
8	20.813	22.604	1'03.009	54.554	2'40.980 P	118.0	14:52'44.388
9	10.672	22.539	1'03.645	54.848	2'31.704	166.9	14:55'16.092

156 VALLE FABIO

Giro	Tratto 1	Tratto 2	Tratto 3	Tratto 4	T. Giro	km/h	Local Time
							14:31'51.098
1	20.653	21.206	52.806	44.382	2'19.047 P	149.8	14:34'10.145
2	8.076	21.352	49.917	46.433	2'05.778	178.5	14:36'15.923
3	7.312	17.872	52.107	44.103	2'01.394	210.9	14:38'17.317
4	7.230	18.844	50.507	44.803	2'01.384	210.5	14:40'18.701
5	7.109	16.768	49.868	43.616	1'57.361	252.2	14:42'16.062
6	7.211	18.348	48.892	42.664	1'57.115	217.7	14:44'13.177
7	7.098	16.933	49.537	43.520	1'57.088	251.6	14:46'10.265
8	7.107	17.614	50.541	42.271	1'57.533	240.9	14:48'07.798
9	7.126	17.343	48.609	42.239	1'55.317	233.1	14:50'03.115
10	7.192	17.771	48.460	42.169	1'55.592	211.7	14:51'58.707
11	7.312	16.821	48.121	44.199	1'56.453	236.2	14:53'55.160
12	7.312	18.621	48.190	42.272	1'56.395	208.0	14:55'51.555

P = Box In/Out - C = Tempo Invalidato





Enzo e Dino Ferrari 4.909 m

Luigi Musso Historic Gran Prix

C.I. Autostoriche + ARC - Velocità Prove Libere 4° Turno

Miglior Giro:

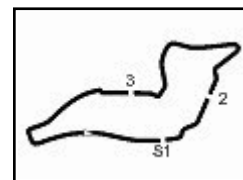
1	156 VALLE Fabio	Lancia Beta Montecarlo	1'55.317
2	118 BENUSIGLIO Mario	Porsche 911 3.0	2'08.279
3	135 BRASCHI Valerio	Porsche 928 S	2'10.736
4	27 BENEDINI Giamolo	Jaguar E Type	2'12.403
5	22 FURIANI Alexander	A.R. GTA	2'14.969
6	47 BUCCI R.	Giulia GT Junior 1300	2'19.695
7	99 BENUSIGLIO/CO	GTAM	2'19.755
8	129 CRUCIANI Eliseo	BMW 323i	2'19.982
9	134 BRACALENTE Alessandro	Porsche 928 S	2'20.193
10	1 RONZONI Marcello	Porsche 911 Carrera RS	2'21.646
11	115 ROSTICCI Riccardo	Porsche 911 3.0	2'22.506
12	104 ZORZI Gioroio	Porsche 911 G Coupe'	2'22.878
13	58 BIONDETTI/GIMIGNANI	GTV 2000	2'25.270
14	7 STORTONI Andrea	Austin Mini Cooper S	2'25.474
15	96 FRISONE/SCALINI	GTV 2000	2'27.033
16	6 ROSI Giovanni	Lotus Elise	2'28.700
17	143 MIRA Roberto	A.R. Giulia GTV	2'29.076
18	15 VETTORETTI Daniele	Austin Mini Cooper S	2'31.586
19	109 DAMIANI Andrea	Porsche 911	2'35.591
20	53 LILLI/ROCCO	GTV 2000	2'36.520
21	30 INCERTI C.	Giulietta SZ	2'42.238

Velocità

1	156 VALLE Fabio	Lancia Beta Montecarlo	252.2
2	135 BRASCHI Valerio	Porsche 928 S	211.3
3	22 FURIANI Alexander	A.R. GTA	203.0
4	27 BENEDINI Giamolo	Jaguar E Type	200.7
5	118 BENUSIGLIO Mario	Porsche 911 3.0	200.0
6	134 BRACALENTE Alessandro	Porsche 928 S	194.6
7	99 BENUSIGLIO/CO	GTAM	193.9
8	129 CRUCIANI Eliseo	BMW 323i	190.1
9	1 RONZONI Marcello	Porsche 911 Carrera RS	187.2
10	47 BUCCI R.	Giulia GT Junior 1300	186.8
11	104 ZORZI Gioroio	Porsche 911 G Coupe'	184.3
12	58 BIONDETTI/GIMIGNANI	GTV 2000	182.4
13	6 ROSI Giovanni	Lotus Elise	180.6
14	7 STORTONI Andrea	Austin Mini Cooper S	180.3
15	15 VETTORETTI Daniele	Austin Mini Cooper S	179.4
16	23 SPAGGIARI Enrico	Ford Mustang	173.1
17	115 ROSTICCI Riccardo	Porsche 911 3.0	171.7
18	143 MIRA Roberto	A.R. Giulia GTV	170.1
19	96 FRISONE/SCALINI	GTV 2000	165.4
20	30 INCERTI C.	Giulietta SZ	162.7
21	53 LILLI/ROCCO	GTV 2000	160.0
22	109 DAMIANI Andrea	Porsche 911	146.2

Tratto 1		Tratto 2		Tratto 3		Tratto 4		
1	156 VALLE F.	7.098	1	156 VALLE F.	16.768	1	156 VALLE F.	42.169
2	118 BENUSIGLIO M.	8.057	2	118 BENUSIGLIO M.	18.445	2	118 BENUSIGLIO M.	46.838
3	27 BENEDINI G.	8.072	3	135 BRASCHI V.	18.517	3	135 BRASCHI V.	47.846
4	1 RONZONI M.	8.558	4	27 BENEDINI G.	19.273	4	27 BENEDINI G.	48.808
5	135 BRASCHI V.	8.574	5	22 FURIANI A.	19.474	5	22 FURIANI A.	49.246
6	23 SPAGGIARI E.	8.719	6	47 BUCCI R.	19.859	6	99 BENUSIGLIO/CO	50.574
7	22 FURIANI A.	8.759	7	129 CRUCIANI E.	20.124	7	99 BENUSIGLIO/CO	51.139
8	134 BRACALENTE A.	8.852	8	115 ROSTICCI R.	20.127	8	134 BRACALENTE A.	51.308
9	99 BENUSIGLIO/CO	9.228	9	99 BENUSIGLIO/CO	20.169	9	47 BUCCI R.	51.476
10	104 ZORZI G.	9.274	10	23 SPAGGIARI E.	20.231	10	115 ROSTICCI R.	51.672
11	47 BUCCI R.	9.534	11	134 BRACALENTE A.	20.350	11	23 SPAGGIARI E.	52.170
12	129 CRUCIANI E.	9.568	12	58 BIONDETTI/GIMIG	20.969	12	1 RONZONI M.	52.227
13	7 STORTONI A.	9.938	13	104 ZORZI G.	21.166	13	115 ROSTICCI R.	52.257
14	6 ROSI G.	9.942	14	7 STORTONI A.	21.272	14	7 STORTONI A.	53.460
15	58 BIONDETTI/GIMIG	9.998	15	6 ROSI G.	21.322	15	7 STORTONI A.	53.680
16	15 VETTORETTI D.	10.163	16	96 FRISONE/SCALIN	21.412	16	96 FRISONE/SCALIN	53.892
17	30 INCERTI C.	10.217	17	143 MIRA R.	21.416	17	143 MIRA R.	54.523
18	96 FRISONE/SCALIN	10.383	18	15 VETTORETTI D.	21.742	18	6 ROSI G.	54.994
19	115 ROSTICCI R.	10.389	19	1 RONZONI M.	21.777	19	109 DAMIANI A.	55.140
20	143 MIRA R.	10.616	20	53 LILLI/ROCCO	22.095	20	15 VETTORETTI D.	55.248
21	53 LILLI/ROCCO	11.274	21	109 DAMIANI A.	22.937	21	53 LILLI/ROCCO	57.667
22	109 DAMIANI A.	11.336	22	30 INCERTI C.	23.313	22	30 INCERTI C.	58.728





Luigi Musso Historic Gran Prix

C.I. Autostoriche + ARC - Classifica Prove Libere 5° Turno

Enzo e Dino Ferrari 4.909 m

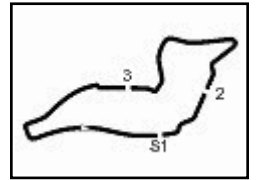
Miglior Giro: = 1'54.570 - 4,909 km - Media 154,250 km/h

Num. Concorrente	Concorrente	Auto	Classe	Tempo	Dist.	Media	Giri
Num. Conducente	Concorrente	Scuderia	Auto	Classe	Tempo	Dist.	Rel. Giri
1 147 SORDI Massimo	Sordi Massimo	Mediolanum	Porsche 935 Turbo	3-HIO2	1'54.570		5
2 152 GUERRA Massimo	Guerra Massimo	Gr. Piloti Forlivesi	Porsche 930	3-HIO2	1'58.798	4.228	4.228 10
3 119 CASONI Mario	AB Motorsport	AB Motorsport	Porsche 911 3.0	2-GHSO2	2'03.175	8.605	4.377 7
4 115 ROSTICCI Riccardo	Rosticci Riccardo	Sc. Autom. Kinzica	Porsche 911 3.0	2-GHSO2	2'06.450	11.880	3.275 8
5 118 BENUSIGLIO Mario	Benusiglio Mario	Team Italia	Porsche 911 3.0	2-GHSO2	2'07.111	12.541	0.661 11
6 114 JELMINI Giacomo	Jelmini Giacomo		Porsche 911 3.0	2-GHSO2	2'07.440	12.870	0.329 8
7 149 RONCONI Massimo	Ronconi Massimo	Team Italia	Porsche 930	3-HIO2	2'09.413	14.843	1.973 9
8 27 BENEDINI Giampolo	AB Motorsport	AB Motorsport	Jaguar E Type	FGO2	2'12.758	18.188	3.345 4
9 134 BRACALENTE Alessandro	Bracalente Alessandro	Veregra Competition	Porsche 928 S	3-HGO25	2'14.490	19.920	1.732 4
10 89 RIZZO S. (ITA)	Rizzo S.		GTAM	GHC2	2'15.789	21.219	1.299 10
11 135 BRASCHI Valerio	Braschi Valerio	Veregra Competition	Porsche 928 S	3-HGO25	2'16.576	22.006	0.787 10
12 123 GIOVANNINI Gilles	Giovannini Gilles	Mediolanum	Fiat Ritmo 65	3-HT16	2'16.829	22.259	0.253 9
13 92 SORDI/ROKKOS		Mediolanum	GTAM 1750		2'17.867	23.297	1.038 8
14 90 BARBARO Giancarlo	Barbaro Giancarlo	Covir	BMW 2002 Ti		2'18.083	23.513	0.216 9
15 97 MORTEO A. (ITA)	Morteo A.		GTAM 1750	GHC2	2'18.918	24.348	0.835 7
16 23 SPAGGIARI Enrico	Spaggiari Enrico	AB Motorsport	Ford Mustang	FTO2	2'19.237	24.667	0.319 8
17 95 GEISSLER		OKP	GTAM 1750		2'19.547	24.977	0.310 8
18 106 CHIARAMONTE BORDONAR Roberto	Barraco Salvatore	AB Motorsport	A.R. Giulia GTA 1600	2-GHS16	2'21.281	26.711	1.734 9
19 109 DAMIANI Andrea	Damiani Andrea		Porsche 911	2-GHS20	2'23.628	29.058	2.347 9
20 7 STORTONI Andrea	Stortoni Andrea	Ecurie Esprit	Austin Mini Cooper S	FT13	2'23.918	29.348	0.290 4
21 50 GALLI/MAGONIO (ITA)	Galli L.	Motorsport Drive Team	GTV 2000	GHT20	2'24.316	29.746	0.398 10
22 104 ZORZI Giorgio	Zorzi Giorgio		Porsche 911 G Coupe'	2-GHO25	2'24.339	29.769	0.023 10
23 61 CIUFFI G. (ITA)	Ciuffi G.	Scuderia Biondetti	GTV 2000	GHT20	2'24.375	29.805	0.036 8
24 41 WALTHER		OKP	Giulia GTA 1600		2'25.892	31.322	1.517 10
25 6 ROSI Giovanni	Rosi Giovanni	Ecurie del Soleil	Lotus Elise	EG13	2'28.567	33.997	2.675 7
26 45 MORAMARCO			Giulia TI Super		2'28.708	34.138	0.141 8
27 43 KOERBER		OKP	Giulia GTA 1600		2'29.625	35.055	0.917 6
28 65 BARTOLUCCI Umberto	Bartolucci Umberto	Gr. Piloti Forlivesi	A.R. GTV 2000	2-GH20	2'30.087	35.517	0.462 6
29 62 INCAGLI G. (ITA)	Incagli G.	Scuderia Biondetti	GTV 2000	GHT20	2'30.715	36.145	0.628 9
30 21 REPETTO Bruno	Repetto Bruno	AB Motorsport	A.R. Giulia Super	FT16	2'32.661	38.091	1.946 8
31 96 FRISONE/SCALINI		Lanza Motorsport	GTV 2000		2'34.782	40.212	2.121 9
32 44 JELMINI Felice	Trebbi Giacomo		A.R. GT 1300 J	2-GT13	2'39.546	44.976	4.764 6
33 4 ONDRAK		OKP	Giulietta Sprint veloce		2'40.724	46.154	1.178 9
34 101 GABRIELLI Eugenio	Gabrielli Eugenio	Paragon	Lancia Fulvia Coupé 1300 2-		2'50.066	55.496	9.342 8

19/10/2012 Inizio 17:55 Fine 18:23

Esposta alle:





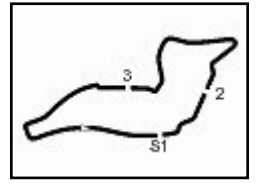
Enzo e Dino Ferrari 4.909 m

Luigi Musso Historic Gran Prix

C.I. Autostoriche + ARC - Ideal Time Prove Libere 5° Turno

Num.	Concorrente	Auto	Tratto 1	Tratto 2	Tratto 3	Tratto 4	Ideal Time	Tempo Ufficiale	Pos.	Diff.
1	147 SORDI M.	Porsche 935 Turbo	6.974	16.927	48.623	42.046	1'54.570	1'54.570	1	0.000
2	152 GUERRA M.	Porsche 930	6.999	17.367	50.637	43.709	1'58.712	1'58.798	2	0.086
3	119 CASONI M.	Porsche 911 3.0	7.836	17.353	51.932	46.022	2'03.143	2'03.175	3	0.032
4	115 ROSTICCI R.	Porsche 911 3.0	7.923	18.536	52.941	46.307	2'05.707	2'06.450	4	0.743
5	118 BENUSIGLIO M.	Porsche 911 3.0	7.966	18.253	54.249	46.014	2'06.482	2'07.111	5	0.629
6	114 JELMINI G.	Porsche 911 3.0	8.346	18.534	53.753	46.687	2'07.320	2'07.440	6	0.120
7	149 RONCONI M.	Porsche 930	7.889	18.713	55.607	47.005	2'09.214	2'09.413	7	0.199
8	27 BENEDINI G.	Jaguar E Type	8.109	19.344	56.525	48.643	2'12.621	2'12.758	8	0.137
9	134 BRACALENTE A.	Porsche 928 S	8.521	19.546	56.183	49.244	2'13.494	2'14.490	9	0.996
10	89 RIZZO S. (ITA)	GTAM	9.509	19.361	56.487	49.703	2'15.060	2'15.789	10	0.729
11	135 BRASCHI V.	Porsche 928 S	9.214	19.183	57.245	49.940	2'15.582	2'16.576	11	0.994
12	123 GIOVANNINI G.	Fiat Ritmo 65	9.845	19.696	56.842	50.322	2'16.705	2'16.829	12	0.124
13	92 SORDI/ROKKOS	GTAM 1750	8.825	20.450	58.259	49.805	2'17.339	2'17.867	13	0.528
14	90 BARBARO G.	BMW 2002 Ti	9.202	19.363	58.100	50.896	2'17.561	2'18.083	14	0.522
15	95 GEISLER	GTAM 1750	9.043	20.282	58.250	50.821	2'18.396	2'19.547	17	1.151
16	97 MORTEO A. (ITA)	GTAM 1750	9.552	20.103	58.319	50.825	2'18.799	2'18.918	15	0.119
17	23 SPAGGIARI E.	Ford Mustang	8.627	20.195	58.555	51.786	2'19.163	2'19.237	16	0.074
18	106 CHIARAMONTE BORDONAR	A.R. Giulia GTA 1600	9.528	19.975	59.446	51.228	2'20.177	2'21.281	18	1.104
19	109 DAMIANI A.	Porsche 911	9.040	20.579	59.912	52.877	2'22.408	2'23.628	19	1.220
20	104 ZORZI G.	Porsche 911 G Coupe'	8.883	20.814	1'01.418	51.761	2'22.876	2'24.339	22	1.463
21	61 CIUFFI G. (ITA)	GTV 2000	9.701	20.354	1'00.278	53.079	2'23.412	2'24.375	23	0.963
22	50 GALLI/MAGONIO (ITA)	GTV 2000	9.939	20.573	1'00.441	52.728	2'23.681	2'24.316	21	0.635
23	7 STORTONI A.	Austin Mini Cooper S	9.881	20.892	59.955	53.063	2'23.791	2'23.918	20	0.127
24	41 WALTHER	Giulia GTA 1600	9.188	21.415	1'01.060	52.789	2'24.452	2'25.892	24	1.440
25	43 KOERBER	Giulia GTA 1600	9.489	20.974	1'02.467	53.862	2'26.792	2'29.625	27	2.833
26	45 MORAMARCO	Giulia TI Super	10.449	21.134	1'02.536	53.379	2'27.498	2'28.708	26	1.210
27	6 ROSI G.	Lotus Elise	10.025	21.505	1'02.277	54.488	2'28.295	2'28.567	25	0.272
28	65 BARTOLUCCI U.	A.R. GTV 2000	9.893	22.054	1'03.196	54.814	2'29.957	2'30.087	28	0.130
29	62 INCAGLI G. (ITA)	GTV 2000	11.149	21.262	1'02.518	55.479	2'30.408	2'30.715	29	0.307
30	21 REPETTO B.	A.R. Giulia Super	10.369	21.974	1'04.572	54.983	2'31.898	2'32.661	30	0.763
31	96 FRISONE/SCALINI	GTV 2000	10.053	22.413	1'04.890	55.931	2'33.287	2'34.782	31	1.495
32	44 JELMINI F.	A.R. GT 1300 J	11.871	22.993	1'06.055	58.093	2'39.012	2'39.546	32	0.534
33	4 ONDRAK	Giulietta Sprint vel	10.305	23.003	1'06.984	58.896	2'39.188	2'40.724	33	1.536
34	101 GABRIELLI E.	Lancia Fulvia Coupé	11.976	24.262	1'12.037	1'01.574	2'49.849	2'50.066	34	0.217
Ideal Time Assoluto			6.974	16.927	48.623	42.046	1'54.570			





Luigi Musso Historic Gran Prix

C.I. Autostoriche + ARC - Analisi Tempi Prove Libere 5° Turno

Enzo e Dino Ferrari 4.909 m

3 FABBRIO AUGUSTO							
Giro	Tratto 1	Tratto 2	Tratto 3	Tratto 4	T. Giro	km/h	Local Time
							17:58'12.137
1	22.532	27.458	1'14.709	1'01.552	3'06.251 P	105.2	18:01'18.388

4 ONDRAK							
Giro	Tratto 1	Tratto 2	Tratto 3	Tratto 4	T. Giro	km/h	Local Time
							17:55'48.118
1	39.826	29.568	1'19.990	1'06.152	3'35.536 P		17:59'23.654
2	10.874	25.170	1'10.548	1'00.684	2'47.276	151.1	18:02'10.930
3	10.815	24.738	1'10.502	1'02.514	2'48.569	156.1	18:04'59.499
4	10.875	23.782	1'08.514	59.667	2'42.838	155.0	18:07'42.337
5	10.452	24.003	1'08.977	59.610	2'43.042	169.6	18:10'25.379
6	10.475	23.552	1'06.984	1'00.459	2'41.470	169.3	18:13'06.849
7	10.592	23.003	1'08.233	58.896	2'40.724	168.5	18:15'47.573
8	10.845	23.755	1'08.428	59.175	2'42.203	159.8	18:18'29.776
9	10.305	36.749	1'09.749	58.966	2'55.769	177.3	18:21'25.545

6 ROSI GIOVANNI							
Giro	Tratto 1	Tratto 2	Tratto 3	Tratto 4	T. Giro	km/h	Local Time
							17:58'01.768
1	30.559	28.269	1'14.326	1'03.173	3'16.327 P		18:01'18.095
2	12.654	23.974	1'08.851	1'45.133	3'30.612 P	146.0	18:04'48.707
3	16.685	24.083	1'02.908	55.639	2'39.315 P	117.6	18:07'28.022
4	10.069	21.733	1'02.277	54.488	2'28.567	175.9	18:09'56.589
5	10.025	21.860	1'03.332	54.612	2'29.829	179.4	18:12'26.418
6	10.123	23.054	1'04.702	55.745	2'33.624	181.5	18:15'00.042
7	10.297	21.505	1'03.623	2'09.262	3'44.687 P	171.4	18:18'44.729

7 STORTONI ANDREA							
Giro	Tratto 1	Tratto 2	Tratto 3	Tratto 4	T. Giro	km/h	Local Time
							17:58'25.017
1	9.976	21.110	1'01.734	53.985	2'26.805	180.6	18:00'51.822
2	9.881	21.126	1'00.864	53.157	2'25.028	178.8	18:03'16.850
3	9.985	21.101	1'00.121	53.197	2'24.404	175.9	18:05'41.254
4	10.008	20.892	59.955	53.063	2'23.918	177.6	18:08'05.172

21 REPETTO BRUNO							
Giro	Tratto 1	Tratto 2	Tratto 3	Tratto 4	T. Giro	km/h	Local Time
							17:58'31.289
1	10.637	22.485	1'06.540	55.691	2'35.353	164.9	18:01'06.642
2	10.592	22.167	1'06.914	56.348	2'36.021	150.5	18:03'42.663
3	10.627	22.128	1'04.572	55.334	2'32.661	156.6	18:06'15.324
4	10.562	22.005	1'05.494	54.983	2'33.044	162.9	18:08'48.368
5	10.508	21.974	1'07.537	2'23.574	4'03.593 P	156.8	18:12'51.961
6	21.471	25.467	1'11.058	1'01.294	2'59.290 P	110.4	18:15'51.251
7	10.603	23.340	1'08.555	56.579	2'39.077	147.0	18:18'30.328
8	10.369	23.031	1'06.745	56.197	2'36.342	163.4	18:21'06.670

23 SPAGGIARI ENRICO							
Giro	Tratto 1	Tratto 2	Tratto 3	Tratto 4	T. Giro	km/h	Local Time
							17:58'21.460
1	8.752	20.518	1'00.429	54.149	2'23.848	168.8	18:00'45.308
2	8.701	20.195	58.555	51.786	2'19.237	177.1	18:03'04.545
3	9.324	22.077	1'05.157	53.366	2'29.924	152.4	18:05'34.469
4	8.832	21.117	58.985	52.180	2'21.114	165.2	18:07'55.583
5	8.878	21.058	1'00.052	3'48.394	5'18.382 P	164.4	18:13'13.965
6	21.420	22.784	1'08.674	55.030	2'47.908 P	131.8	18:16'01.873
7	8.627	20.392	59.247	52.198	2'20.464	174.8	18:18'22.337
8	8.844	20.299	59.046	51.991	2'20.180	167.7	18:20'42.517

27 BENEDINI GIAMPOLO							
Giro	Tratto 1	Tratto 2	Tratto 3	Tratto 4	T. Giro	km/h	Local Time
							17:58'24.641
1	8.976	20.706	58.174	51.049	2'18.905	155.9	18:00'43.546
2	8.125	19.760	57.021	48.647	2'13.553	187.5	18:02'57.099
3	8.246	19.344	56.525	48.643	2'12.758	197.8	18:05'09.857
4	8.109	20.743	58.138	49.216	2'16.206	200.7	18:07'26.063

41 WALTHER							
Giro	Tratto 1	Tratto 2	Tratto 3	Tratto 4	T. Giro	km/h	Local Time
							17:58'26.905
1	19.822	25.952	1'09.982	1'03.335	2'59.091 P	113.9	17:59'25.996
2	11.709	25.018	1'08.848	1'00.098	2'45.673	146.6	18:02'11.669
3	9.401	22.186	1'04.337	53.644	2'29.568	160.3	18:04'41.237
4	9.457	22.095	1'06.707	56.720	2'34.979	164.7	18:07'16.216
5	10.661	22.281	1'02.522	53.714	2'29.178	143.5	18:09'45.394

6	9.446	21.584	1'02.479	52.789	2'26.298	163.7	18:12'11.692
7	9.188	21.738	1'01.060	53.906	2'25.892	178.2	18:14'37.584
8	10.057	21.415	1'04.589	53.817	2'29.878	178.2	18:17'07.462
9	10.333	23.586	1'02.873	55.079	2'31.871	159.3	18:19'39.333
10	10.390	22.371	1'01.838	53.986	2'28.585	162.7	18:22'07.918

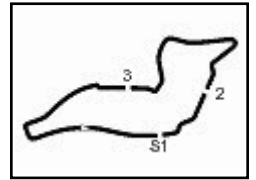
43 KOERBER							
Giro	Tratto 1	Tratto 2	Tratto 3	Tratto 4	T. Giro	km/h	Local Time
							17:56'05.701
1	30.209	27.396	1'15.061	1'07.315	3'19.981 P	101.5	17:59'25.682
2	11.372	23.925	1'09.966	59.616	2'44.879	158.6	18:02'10.561
3	9.489	20.974	1'03.486	56.946	2'30.895	190.8	18:04'41.456
4	9.639	22.676	1'04.412	58.136	2'34.863	168.5	18:07'16.319
5	11.126	22.583	1'02.467	54.227	2'30.403	133.9	18:09'46.722
6	9.932	22.931	1'02.900	53.862	2'29.625	168.8	18:12'16.347

44 JELMINI FELICE							
Giro	Tratto 1	Tratto 2	Tratto 3	Tratto 4	T. Giro	km/h	Local Time
							18:00'42.884
1	28.495	25.205	1'53.681	1'02.306	3'49.687 P	103.1	18:04'32.571
2	12.055	24.116	1'12.602	1'00.524	2'49.297	146.8	18:07'21.868
3	12.110	23.949	1'07.486	58.653	2'42.198	152.2	18:10'04.066
4	12.135	23.916	1'07.755	58.953	2'42.759	148.8	18:12'46.825
5	11.871	23.069	1'06.513	58.093	2'39.546	152.6	18:15'26.371
6	12.033	22.993	1'06.055	3'44.097	5'25.178 P		18:20'51.549

45 MORAMARCO							
Giro	Tratto 1	Tratto 2	Tratto 3	Tratto 4	T. Giro	km/h	Local Time
							17:57'36.935
1	37.574	32.301	1'19.316	59.147	3'28.338 P		18:01'05.273
2	10.953	22.673	1'13.680	58.480	2'45.786	145.4	18:03'51.059
3	10.449	21.606	1'03.796	54.566	2'30.417	169.3	18:06'21.476
4	10.481	21.471	1'04.117	56.391	2'32.460	164.4	18:08'53.936
5	11.026	21.247	1'03.098	4'16.145	5'51.516 P	158.2	18:14'45.452
6	21.063	22.957	1'03.855	53.590	2'41.465 P	118.1	18:17'26.917
7	10.811	21.134	1'03.384	53.379	2'28.708	162.9	18:19'55.625
8	10.717	21.286	1'02.536	56.125	2'30.664	165.7	18:22'26.289

50 GALLI/MAGONIO							
Giro	Tratto 1	Tratto 2	Tratto 3	Tratto 4	T. Giro	km/h	Local Time
							17:57'31.546
1	20.978	24.643	1'06.889	55.806	2'48.316 P	117.5	18:00'19.862
2	10.288	21.899	1'03.561	56.301	2'32.049	169.0	18:02'51.911
3	10.035	21.432	1'02.417	54.595	2'28.479	176.2	18:05'20.390
4	9.977	23.136	1'02.363	54.328	2'29.804	180.0	18:07'50.194
5	10.003	21.198	1'03.211	53.673	2'28.085	180.0	18:10'18.279
6	10.038	20.759	1'01.707	53.476	2'25.980	180.3	18:12'44.259
7	10.077	20.573	1'00.911	53.034	2'24.595	180.0	18:15'08.854
8	10.053	20.966	1'01.231	52.728	2'24.978	179.7	18:17'33.832
9	9.988	20.799	1'00.441	53.088	2'24.316	181.5	18:19'58.148
10	9.939	21.723	1'00.605	53.292	2'25.559	180.0	18:22'23.707

61 CIUFFI G.							
Giro	Tratto 1	Tratto 2	Tratto 3	Tratto 4	T. Giro	km/h	Local Time
							17:57'22.992
1	18.017	24.108	1'05.830	54.449	2'42.404 P	123.6	18:00'05.396
2	10.064	20.650	1'01.109	53.442	2'25.265	178.2	18:02'30.661
3	9.783	20.793	1'01.306	54.056	2'25.938	186.2	18:04'56.599
4	9.954	21.458	1'00.973	53.417	2'25.802	178.5	18:07'22.401
5	9.864	20.898	1'01.259	53.079	2'25.100	184.6	18:09'47.501



Luigi Musso Historic Gran Prix

C.I. Autostoriche + ARC - Analisi Tempi Prove Libere 5° Turno

Enzo e Dino Ferrari 4.909 m

118 BENUSIGLIO MARIO

Giro	Tratto 1	Tratto 2	Tratto 3	Tratto 4	T. Giro	km/h	Local Time
		23.222	1'01.267	49.667		114.4	17:58'00.003
1	8.373	19.329	55.874	47.888	2'11.464	187.8	18:00'11.467
2	8.147	18.708	54.976	47.788	2'09.619	204.9	18:02'21.086
3	8.319	18.986	56.309	47.835	2'11.449	177.1	18:04'32.535
4	8.237	19.111	54.249	46.435	2'08.032	193.5	18:06'40.567
5	7.966	18.361	55.066	47.831	2'09.224	210.5	18:08'49.791
6	8.053	18.456	54.603	46.312	2'07.424	223.1	18:10'57.215
7	8.084	18.348	54.665	46.014	2'07.111	198.1	18:13'04.326
8	8.057	18.253	54.635	46.266	2'07.211	206.8	18:15'11.537
9	8.042	19.408	54.316	46.316	2'08.082	204.1	18:17'19.619
10	8.024	19.010	54.498	46.711	2'08.243	215.1	18:19'27.862
11	7.983	18.399	54.672	46.320	2'07.374	217.2	18:21'35.236

119 CASONI MARIO

Giro	Tratto 1	Tratto 2	Tratto 3	Tratto 4	T. Giro	km/h	Local Time
		24.820	59.237	48.945		105.5	17:58'08.337
1	9.520	21.649	55.289	46.967	2'13.425	147.2	18:00'21.762
2	8.179	18.786	54.165	46.796	2'07.926	189.8	18:02'29.688
3	7.882	18.103	54.453	3'12.812	4'33.250 P	216.8	18:07'02.938
4	23.230	27.172	1'02.941	49.701	2'43.044 P		18:09'45.982
5	8.470	17.758	52.531	46.529	2'05.288	216.8	18:11'51.270
6	7.883	17.760	52.910	46.106	2'04.659	224.4	18:13'55.929
7	7.868	17.353	51.932	46.022	2'03.175	222.6	18:15'59.104

123 GIOVANNINI GILLES

Giro	Tratto 1	Tratto 2	Tratto 3	Tratto 4	T. Giro	km/h	Local Time
							17:55'32.972
1	47.315	27.063	1'06.219	2'25.432	4'46.029 P		18:00'19.001
2	21.579	22.132	1'02.825	53.331	2'39.867 P	131.3	18:02'58.868
3	9.862	20.839	1'00.152	53.069	2'23.922	165.4	18:05'22.790
4	9.885	20.458	1'00.508	51.256	2'22.107	167.2	18:07'44.897
5	9.845	20.257	59.879	51.393	2'21.374	181.2	18:10'06.271
6	9.909	19.996	1'03.226	2'16.009	3'49.140 P	182.1	18:13'55.411
7	20.440	21.282	1'00.155	50.968	2'32.845 P	126.7	18:16'28.256
8	9.928	19.737	56.842	50.322	2'16.829	180.6	18:18'45.085
9	9.907	19.696	56.890	50.593	2'17.086	180.9	18:21'02.171

134 BRACALENTE ALESSANDRO

Giro	Tratto 1	Tratto 2	Tratto 3	Tratto 4	T. Giro	km/h	Local Time
							17:57'17.279
1	17.931	22.978	1'00.408	49.989	2'31.306 P	117.2	17:59'48.585
2	8.642	19.546	56.183	50.119	2'14.490	179.7	18:02'03.075
3	8.521	20.659	56.657	49.244	2'15.081	201.1	18:04'18.156
4	8.867	19.764	1'00.342	55.784	2'24.757	191.5	18:06'42.913

135 BRASCHI VALERIO

Giro	Tratto 1	Tratto 2	Tratto 3	Tratto 4	T. Giro	km/h	Local Time
							17:56'00.015
1	28.248	26.234	1'05.901	55.527	2'55.910 P	130.3	17:58'55.925
2	9.216	20.485	1'00.438	53.060	2'23.199	186.8	18:01'19.124
3	9.279	20.022	1'03.546	52.463	2'25.310	190.5	18:03'44.434
4	9.214	20.000	58.113	51.425	2'18.752	192.8	18:06'03.186
5	9.270	19.757	57.963	51.867	2'18.857	194.2	18:08'22.043
6	9.278	19.298	57.606	50.662	2'16.844	195.3	18:10'38.887
7	9.388	19.748	57.500	49.940	2'16.576	193.2	18:12'55.463
8	9.291	19.252	57.574	50.583	2'16.700	195.3	18:15'12.163
9	9.343	19.644	58.004	50.727	2'17.718	193.5	18:17'29.881
10	9.397	19.867	57.667	53.125	2'20.056	187.8	18:19'49.937

147 SORDI MASSIMO

Giro	Tratto 1	Tratto 2	Tratto 3	Tratto 4	T. Giro	km/h	Local Time
							17:56'30.903
1	16.456	19.161	52.901	44.406	2'12.924 P	167.5	17:58'43.827
2	7.233	18.572	1'13.951	4'33.574	6'13.330 P	194.6	18:04'57.157
3	19.813	24.825	1'15.053	10'33.364	12'33.055 P	169.0	18:17'30.212
4	19.712	18.172	51.201	46.119	2'15.204 P	159.1	18:19'45.416
5	6.974	16.927	48.623	42.046	1'54.570	227.3	18:21'39.986

149 RONCONI MASSIMO

Giro	Tratto 1	Tratto 2	Tratto 3	Tratto 4	T. Giro	km/h	Local Time
		26.104	1'04.713	49.983		100.7	17:58'15.563
1	8.922	20.759	59.391	47.513	2'16.585	178.5	18:00'32.148
2	9.256	20.384	56.441	48.112	2'14.193	152.2	18:02'46.341
3	8.487	19.500	55.911	47.683	2'11.581	181.8	18:04'57.922
4	8.581	20.164	55.628	50.280	2'14.653	195.6	18:07'12.575
5	8.690	20.870	56.827	48.345	2'14.732	160.3	18:09'27.307

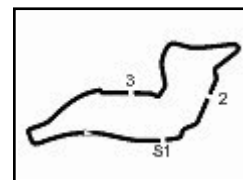
P = Box In/Out - C = Tempo Invalidato

6	8.847	20.386	55.607	2'42.921	4'07.761 P	166.4	18:13'35.068
7	19.032	22.628	1'05.976	52.383	2'40.019 P	121.3	18:16'15.087
8	8.105	19.818	56.250	48.932	2'13.105	202.6	18:18'28.192
9	7.889	18.713	55.806	47.005	2'09.413	225.8	18:20'37.605

152 GUERRA MASSIMO

Giro	Tratto 1	Tratto 2	Tratto 3	Tratto 4	T. Giro	km/h	Local Time
		21.491	1'03.386	49.203		140.5	17:58'15.743
1	7.917	20.363	53.115	45.137	2'06.532	198.5	18:00'22.275
2	7.994	18.458	53.192	45.431	2'05.075	187.8	18:02'27.350
3	7.206	17.922	54.810	45.082	2'05.020	220.8	18:04'32.370
4	7.524	19.594	52.170	46.730	2'06.018	192.5	18:06'38.388
5	7.171	18.038	52.206	44.401	2'01.816	221.2	18:08'40.204
6	6.999	17.533	51.310	44.274	2'00.116	242.6	18:10'40.320
7	7.553	18.833	50.645	3'26.041	4'43.072 P	214.6	18:15'23.392
8	18.269	19.679	51.885	43.798	2'13.631 P	166.7	18:17'37.023
9	7.350	19.459	52.190	44.802	2'03.801	206.8	18:19'40.824
10	7.085	17.367	50.637	43.709	1'58.798	239.3	18:21'39.622





Enzo e Dino Ferrari 4.909 m

Luigi Musso Historic Gran Prix

C.I. Autostoriche + ARC - Classifica Prove Libere 2° Turno

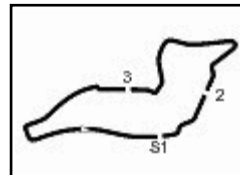
Miglior Giro: = 2'22.813 - 4,909 km - Media 123,745 km/h

Num. Concorrente	Concorrente	Auto	Classe	Tempo	Dist.	Media	Giri
Num. Conducente	Concorrente	Scuderia	Auto	Classe	Tempo	Dist.	Rel. Giri
1	47 BUCCI R. (ITA)	Bucci R.	Giulia GT Junior 1300	GHT13	2'22.813		8
2	55 ZWEIFLER/FICHT	GPS Classic	GTV 2000		2'30.270	7.457	7.457 9

19/10/2012 Inizio 10:05 Fine 10:32

Esposta alle:





Luigi Musso Historic Gran Prix

F3 Historic + CFS + HGPCA - Velocità Prove Libere 2° Turno

Enzo e Dino Ferrari 4.909 m

Miglior Giro:

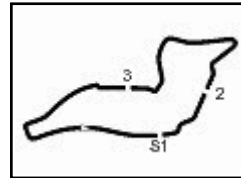
1	4	BENEDINI Emanuele	Ralt RT3 A.R.	1'57.759
2	6	LEONE Valerio	Ralt RT3 VVW	1'58.087
3	2	NOTARI Fabrice	Ralt RT3 VVW	2'00.225
4	12	GARZI Stefano	March 773 Tovota	2'02.056
5	8	LAJOUX Frederic	Martini MK/34 Tovota	2'04.141
6	991	TONETTI Pierre	Brabham BT6	2'06.098
7	53	NUTHALL Will	Cooper T53	2'07.123
8	22	HORSMAN Peter	Lotus 18/21	2'07.420
9	89	FERRARI Bruno	Branca FJ	2'07.861
10	53	ROSSI DI MONTELERA Manfredo	Lotus 22	2'08.419
11	31	BEAUMONT Andrew	LDS Alfa Romeo 03	2'08.501
12	77	BUHOFER Philipp	Brabham BT6	2'08.690
13	3	PERALE Aurelio	Ralt RT3	2'10.732
14	50	STUDER Peter	Lotus 24 950	2'12.110
15	85	BOND Stephen	Lotus 18 912	2'15.234
16	37	PERK Eddv	Heron Alfa Romeo F1	2'15.467
17	27	DEL CONTE Carlo Maria	March 803 B Tovota	2'16.876
18	7	ANGIOLANI Antonio	March 783 Tovota	2'20.603
19	44	PARNELL Richard	Walker Special GP Tipo 10	2'21.213
20	14	COOK Malcolm	Cooper T43	2'24.409
21	6	EYRE Martin	Cooper-Bristol MKII 8/53	2'24.455
22	7	EDEN Nick	Cooper-Bristol MKI 2/52	2'25.000
23	34	BUSSEY John	Cooper T43	2'25.021
24	74	BALDANZA Francesco	Brabham BT6	2'25.823
25	248	LEHR Klaus	Maserati 250F CM5	2'26.836
26	86	ROSSI DI MONTELERA Caroline	Brabham BT6	2'27.114
27	69	GUARINO Andrea	Lola MK2	2'27.385
28	48	OTT Rainer	Maserati 4CLT/41	2'28.264
29	41	MAILE Brian	Cooper T41	2'30.012
30	21	BURATTI Federico	Lotus 21	2'33.346
31	14	DE BALDANZA Julia	Osca FJ	2'46.969

Velocità

1	4	BENEDINI Emanuele	Ralt RT3 A.R.	222.6
2	6	LEONE Valerio	Ralt RT3 VVW	221.7
3	2	NOTARI Fabrice	Ralt RT3 VVW	220.3
4	12	GARZI Stefano	March 773 Tovota	220.3
5	50	STUDER Peter	Lotus 24 950	219.4
6	991	TONETTI Pierre	Brabham BT6	219.0
7	31	BEAUMONT Andrew	LDS Alfa Romeo 03	217.7
8	8	LAJOUX Frederic	Martini MK/34 Tovota	215.5
9	89	FERRARI Bruno	Branca FJ	214.2
10	53	ROSSI DI MONTELERA Manf	Lotus 22	212.1
11	77	BUHOFER Philipp	Brabham BT6	209.7
12	53	NUTHALL Will	Cooper T53	203.0
13	22	HORSMAN Peter	Lotus 18/21	199.6
14	74	BALDANZA Francesco	Brabham BT6	197.4
15	6	EYRE Martin	Cooper-Bristol MKII 8/53	196.3
16	85	BOND Stephen	Lotus 18 912	196.3
17	3	PERALE Aurelio	Ralt RT3	193.5
18	37	PERK Eddv	Heron Alfa Romeo F1	191.5
19	69	GUARINO Andrea	Lola MK2	191.1
20	86	ROSSI DI MONTELERA Caro	Brabham BT6	188.5
21	248	LEHR Klaus	Maserati 250F CM5	184.9
22	7	EDEN Nick	Cooper-Bristol MKI 2/52	184.9
23	44	PARNELL Richard	Walker Special GP Tipo 10	182.7
24	27	DEL CONTE Carlo Maria	March 803 B Tovota	182.1
25	7	ANGIOLANI Antonio	March 783 Tovota	178.8
26	34	BUSSEY John	Cooper T43	173.4
27	48	OTT Rainer	Maserati 4CLT/41	169.8
28	41	MAILE Brian	Cooper T41	162.7
29	14	COOK Malcolm	Cooper T43	157.0
30	21	BURATTI Federico	Lotus 21	150.5
31	14	DE BALDANZA Julia	Osca FJ	143.1

Tratto 1		Tratto 2		Tratto 3		Tratto 4					
1	22	HORSMAN P.	7.606	1	4	BENEDINI E.	16.764	1	4	BENEDINI E.	42.971
2	53	NUTHALL W.	7.892	2	6	LEONE V.	16.975	2	2	NOTARI F.	43.816
3	4	BENEDINI E.	8.017	3	2	NOTARI F.	17.192	3	8	LAJOUX F.	43.985
4	6	LEONE V.	8.087	4	12	GARZI S.	17.243	4	4	BENEDINI E.	44.503
5	12	GARZI S.	8.093	5	8	LAJOUX F.	17.278	5	12	GARZI S.	44.754
6	2	NOTARI F.	8.095	6	77	BUHOFER P.	18.283	6	53	ROSSI DI MONTE	44.986
7	991	TONETTI P.	8.107	7	89	FERRARI B.	18.286	7	991	TONETTI P.	46.175
8	8	LAJOUX F.	8.188	8	991	TONETTI P.	18.352	8	53	NUTHALL W.	46.411
9	50	STUDER P.	8.194	9	53	NUTHALL W.	18.639	9	77	BUHOFER P.	46.471
10	31	BEAUMONT A.	8.311	10	31	BEAUMONT A.	18.651	10	22	HORSMAN P.	46.666
11	89	FERRARI B.	8.490	11	53	ROSSI DI MONTE	18.709	11	89	FERRARI B.	46.876
12	77	BUHOFER P.	8.499	12	22	HORSMAN P.	18.968	12	31	BEAUMONT A.	46.931
13	53	ROSSI DI MONTE	8.516	13	50	STUDER P.	19.094	13	3	PERALE A.	47.512
14	3	PERALE A.	8.544	14	37	PERK E.	19.393	14	50	STUDER P.	47.979
15	248	LEHR K.	8.545	15	3	PERALE A.	19.656	15	85	BOND S.	48.907
16	27	DEL CONTE C.	8.803	16	85	BOND S.	19.833	16	27	DEL CONTE C.	49.000
17	85	BOND S.	8.819	17	27	DEL CONTE C.	20.461	17	37	PERK E.	49.929
18	48	OTT R.	8.837	18	6	EYRE M.	20.695	18	44	PARNELL R.	50.877
19	86	ROSSI DI MONTE	8.859	19	44	PARNELL R.	20.744	19	14	COOK M.	51.221
20	6	EYRE M.	8.871	20	7	EDEN N.	20.820	20	7	ANGIOLANI A.	51.458
21	14	COOK M.	9.035	21	7	ANGIOLANI A.	21.008	21	34	BUSSEY J.	52.112
22	44	PARNELL R.	9.042	22	74	BALDANZA F.	21.049	22	74	BALDANZA F.	52.269
23	74	BALDANZA F.	9.076	23	34	BUSSEY J.	21.078	23	6	EYRE M.	52.285
24	34	BUSSEY J.	9.180	24	248	LEHR K.	21.107	24	7	EDEN N.	52.402
25	7	EDEN N.	9.214	25	69	GUARINO A.	21.316	25	34	BUSSEY J.	52.570
26	21	BURATTI F.	9.230	26	14	COOK M.	21.426	26	6	EYRE M.	52.606
27	69	GUARINO A.	9.324	27	86	ROSSI DI MONTE	21.945	27	86	ROSSI DI MONTE	52.706
28	37	PERK E.	9.353	28	48	OTT R.	22.178	28	69	GUARINO A.	52.910
29	7	ANGIOLANI A.	9.375	29	21	BURATTI F.	22.588	29	41	MAILE B.	53.672
30	41	MAILE B.	9.896	30	41	MAILE B.	22.774	30	21	BURATTI F.	53.691
31	14	DE BALDANZA J.	11.012					31	14	DE BALDANZA J.	1'00.850





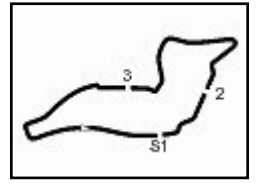
Enzo e Dino Ferrari 4.909 m

Luigi Musso Historic Gran Prix

F3 Historic + CFS + HGPCA - Ideal Time Prove Libere 1° Turno

Num.	Concorrente	Auto	Tratto 1	Tratto 2	Tratto 3	Tratto 4	Ideal Time	Tempo Ufficiale	Pos.	Diff.
1	8 LAJOUX F.	Martini MK/34 Toyota	8.049	16.558	48.689	43.184	1'56.480	1'57.053	1	0.573
2	12 GARZI s.	March 773 Toyota	8.301	17.380	51.079	44.543	2'01.303	2'01.324	2	0.021
3	991 TONETTI P. (ITA)	Brabham BT6	8.315	18.654	53.103	46.047	2'06.119	2'06.132	3	0.013
4	31 BEAUMONT A.	LDS Alfa Romeo 03	8.190	18.570	54.328	46.471	2'07.559	2'08.374	4	0.815
5	77 BUHOFER P. (CH)	Brabham BT6	8.621	19.110	53.659	47.207	2'08.597	2'08.597	5	0.000
6	69 GUARINO A. (ITA)	Lola MK2	9.444	21.574	1'02.114	53.827	2'26.959	2'27.759	6	0.800
7	3 PERALE A.	Ralt RT3	11.033	24.315	1'04.044	1'02.530	2'41.922	2'54.807	7	12.885
Ideal Time Assoluto			8.049	16.558	48.689	43.184	1'56.480			





Luigi Musso Historic Gran Prix

F3 Historic + CFS + HGPCA - Analisi Tempi Prove Libere 1° Turno

Enzo e Dino Ferrari 4.909 m

1 / 1

3 PERALE AURELIO

Giro	Tratto 1	Tratto 2	Tratto 3	Tratto 4	T. Giro	km/h	Local Time
							10:40'36.935
1	21.931	28.135	1'13.440	1'02.530	3'06.036 P		10:43'42.971
2	11.033	24.315	1'11.282	1'08.177	2'54.807	130.3	10:46'37.778

6	8.328	18.654	53.103	46.047	2'06.132	213.8	10:56'12.387
7	8.315	19.591	57.241	2'38.241	4'03.388 P	199.2	11:00'15.775
8	20.601	21.132	57.550	49.735	2'29.018 P	128.2	11:02'44.793
9	9.067	20.591	58.909	51.015	2'19.582	194.9	11:05'04.375

8 LAJOUX FREDERIC

Giro	Tratto 1	Tratto 2	Tratto 3	Tratto 4	T. Giro	km/h	Local Time
							10:40'15.834
1	21.079	23.790	1'00.519	49.939	2'35.327 P	135.6	10:42'51.161
2	8.365	18.747	51.454	44.189	2'02.755	187.2	10:44'53.916
3	8.158	17.626	49.605	45.031	2'00.420	219.4	10:46'54.336
4	8.128	17.091	51.163	44.074	2'00.456	220.3	10:48'54.792
5	8.119	17.104	48.730	43.184	1'57.137	220.3	10:50'51.929
6	8.078	16.838	49.132	4'46.130	6'00.178 P	221.7	10:56'52.107
7	16.381	18.119	49.657	45.701	2'09.858 P	163.7	10:59'01.965
8	8.286	17.423	48.704	43.319	1'57.732	204.1	11:00'59.697
9	8.116	17.009	48.689	43.239	1'57.053	219.9	11:02'56.750
10	8.049	16.558	51.770	43.933	2'00.310	221.7	11:04'57.060
11	8.051	17.893	48.974	43.847	1'58.765	213.0	11:06'55.825

12 GARZI STEFANO

Giro	Tratto 1	Tratto 2	Tratto 3	Tratto 4	T. Giro	km/h	Local Time
							10:40'13.756
1	22.866	24.607	1'00.925	50.525	2'38.923 P	116.7	10:42'52.679
2	9.213	19.355	54.597	47.631	2'10.796	177.9	10:45'03.475
3	8.497	18.261	52.289	47.089	2'06.136	191.5	10:47'09.611
4	8.629	18.504	52.910	46.485	2'06.528	189.8	10:49'16.139
5	8.403	18.162	52.371	46.114	2'05.050	196.7	10:51'21.189
6	8.319	17.913	52.076	45.902	2'04.210	208.0	10:53'25.399
7	8.339	17.887	51.862	45.053	2'03.141	206.1	10:55'28.540
8	8.305	17.417	51.325	45.364	2'02.411	209.7	10:57'30.951
9	8.322	17.380	51.079	44.543	2'01.324	212.5	10:59'32.275

31 BEAUMONT ANDREW

Giro	Tratto 1	Tratto 2	Tratto 3	Tratto 4	T. Giro	km/h	Local Time
							10:42'51.183
1	11.179	20.713	59.759	50.468	2'22.119	160.5	10:45'13.302
2	8.526	20.074	57.718	48.998	2'15.316	179.7	10:47'28.618
3	8.519	20.022	56.937	48.036	2'13.514	178.5	10:49'42.132
4	8.352	19.540	56.611	48.049	2'12.552	192.1	10:51'54.684
5	8.272	18.915	56.642	49.122	2'12.951	215.9	10:54'07.635
6	8.273	18.570	54.328	47.203	2'08.374	216.4	10:56'16.009
7	8.421	19.530	54.545	48.912	2'11.408	175.3	10:58'27.417
8	8.280	18.931	56.021	46.782	2'10.014	216.4	11:00'37.431
9	8.259	18.715	55.572	47.610	2'10.156	218.1	11:02'47.587
10	8.190	18.628	55.116	46.471	2'08.405	211.3	11:04'55.992
11	8.247	18.857	55.991	47.146	2'10.241	212.5	11:07'06.233

69 GUARINO ANDREA

Giro	Tratto 1	Tratto 2	Tratto 3	Tratto 4	T. Giro	km/h	Local Time
							10:42'56.966
1	30.228	30.915	1'21.969	1'07.428	3'30.540 P		10:46'27.506
2	12.695	24.683	1'08.593	1'18.487	3'04.458	136.6	10:49'31.964
3	10.320	22.609	1'07.840	56.038	2'36.807	150.0	10:52'08.771
4	10.106	21.769	1'03.318	3'57.984	5'33.177 P	164.7	10:57'41.948
5	19.782	22.797	1'02.707	53.827	2'39.113 P	126.8	11:00'21.061
6	9.673	21.998	1'03.806	54.159	2'29.636	162.4	11:02'50.697
7	9.444	21.574	1'02.114	54.627	2'27.759	177.9	11:05'18.456

77 BUHOFFER PHILIPP

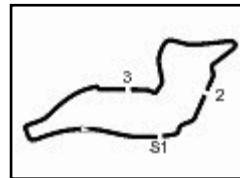
Giro	Tratto 1	Tratto 2	Tratto 3	Tratto 4	T. Giro	km/h	Local Time
							10:51'43.098
1	23.651	23.651	1'05.076	53.087	2'45.465 P	117.0	10:54'28.563
2	9.327	20.369	57.995	51.402	2'19.093	164.2	10:56'47.656
3	8.911	19.526	56.413	48.915	2'13.765	172.3	10:59'01.421
4	8.874	19.428	55.543	49.853	2'13.698	171.7	11:01'15.119
5	8.640	19.370	54.797	50.039	2'12.846	187.2	11:03'27.965
6	8.621	19.110	53.659	47.207	2'08.597	187.5	11:05'36.562

991 TONETTI PIERRE

Giro	Tratto 1	Tratto 2	Tratto 3	Tratto 4	T. Giro	km/h	Local Time
							10:42'13.104
1	24.594	29.165	1'11.759	59.312	3'04.830 P		10:45'17.934
2	11.928	20.752	58.112	49.588	2'20.380	155.7	10:47'38.314
3	8.775	19.014	54.723	47.518	2'10.030	203.7	10:49'48.344
4	8.468	18.966	55.527	47.030	2'09.991	213.4	10:51'58.335
5	8.541	18.859	53.678	46.842	2'07.920	194.2	10:54'06.255

P = Box In/Out - C = Tempo Invalidato





Luigi Musso Historic Gran Prix

F3 Historic + CFS + HGPCA - Velocità Prove Libere 1° Turno

Enzo e Dino Ferrari 4.909 m

Miglior Giro:

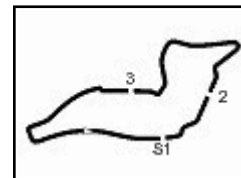
1	8 LAJOUX Frederic	Martini MK/34 Toyota	1'57.053
2	12 GARZI Stefano	March 773 Toyota	2'01.324
3	991 TONETTI Pierre	Brabham BT6	2'06.132
4	31 BEAUMONT Andrew	LDS Alfa Romeo 03	2'08.374
5	77 BUHOFFER Philipp	Brabham BT6	2'08.597
6	69 GUARINO Andrea	Lola MK2	2'27.759
7	3 PERALE Aurelio	Ralt RT3	2'54.807

Velocità

1	8 LAJOUX Frederic	Martini MK/34 Toyota	221.7
2	31 BEAUMONT Andrew	LDS Alfa Romeo 03	218.1
3	991 TONETTI Pierre	Brabham BT6	213.8
4	12 GARZI Stefano	March 773 Toyota	212.5
5	77 BUHOFFER Philipp	Brabham BT6	187.5
6	69 GUARINO Andrea	Lola MK2	177.9
7	3 PERALE Aurelio	Ralt RT3	130.3

Tratto 1			Tratto 2			Tratto 3			Tratto 4		
1	8 LAJOUX F.	8.049	1	8 LAJOUX F.	16.558	1	8 LAJOUX F.	48.689	1	8 LAJOUX F.	43.184
2	31 BEAUMONT A.	8.190	2	12 GARZI S.	17.380	2	12 GARZI S.	51.079	2	12 GARZI S.	44.543
3	12 GARZI S.	8.301	3	31 BEAUMONT A.	18.570	3	991 TONETTI P.	53.103	3	991 TONETTI P.	46.047
4	991 TONETTI P.	8.315	4	991 TONETTI P.	18.654	4	77 BUHOFFER P.	53.659	4	31 BEAUMONT A.	46.471
5	77 BUHOFFER P.	8.621	5	77 BUHOFFER P.	19.110	5	31 BEAUMONT A.	54.328	5	77 BUHOFFER P.	47.207
6	69 GUARINO A.	9.444	6	69 GUARINO A.	21.574	6	69 GUARINO A.	1'02.114	6	69 GUARINO A.	53.827
7	3 PERALE A.	11.033	7	3 PERALE A.	24.315	7	3 PERALE A.	1'04.044	7	3 PERALE A.	1'02.530





Luigi Musso Historic Gran Prix

F3 Historic + CFS + HGPCA - Classifica Prove Libere 2° Turno

Enzo e Dino Ferrari 4.909 m

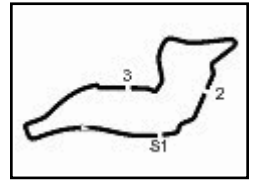
Miglior Giro: = 1'57.759 - 4,909 km - Media 150,073 km/h

Num.	Conducente	Concorrente	Scuderia	Auto	Classe	Tempo	Dist.	Rel.	Giri
1	4 BENEDINI Emanuele	Benedini Emanuele		Ralt RT3 A.R.		1'57.759			6
2	6 LEONE Valerio	Leone Valerio	Racing&Classic	Ralt RT3 VW		1'58.087	0.328	0.328	6
3	2 NOTARI Fabrice	Notari Fabrice	Racing&Classic	Ralt RT3 VW		2'00.225	2.466	2.138	11
4	12 GARZI Stefano	Garzi Stefano	Hist.Project Club	March 773 Toyota		2'02.056	4.297	1.831	10
5	8 LAJOUX Frederic	Lajoux Frederic	Hist.Project Club	Martini MK/34 Toyota		2'04.141	6.382	2.085	6
6	991 TONETTI Pierre (ITA)	Tonetti Pierre		Brabham BT6	E1	2'06.098	8.339	1.957	5
7	53 NUTHALL Will	Nuthall Will		Cooper T53	CL12	2'07.123	9.364	1.025	9
8	22 HORSMAN Peter	Horsman Peter		Lotus 18/21	CL12	2'07.420	9.661	0.297	10
9	89 FERRARI Bruno (ITA)	Ferrari Bruno		Branca FJ	E1	2'07.861	10.102	0.441	10
10	53 ROSSI DI MONTELERA Manfredo	Rossi Di Montelera Manfredo		Lotus 22		2'08.419	10.660	0.558	8
11	31 BEAUMONT Andrew	Beaumont Andrew		LDS Alfa Romeo 03	CL10	2'08.501	10.742	0.082	8
12	77 BUHOFER Philipp (CH)	Buhofer Philipp		Brabham BT6	E1	2'08.690	10.931	0.189	10
13	3 PERALE Aurelio	Perale Aurelio		Ralt RT3		2'10.732	12.973	2.042	11
14	50 STUDER Peter	Studer Peter		Lotus 24 950	CL10	2'12.710	14.951	1.978	9
15	85 BOND Stephen	Bond Stephen		Lotus 18 912	CL10	2'15.234	17.475	2.524	11
16	37 PERK Eddy	Perk Eddy		Heron Alfa Romeo F1	CL10	2'15.467	17.708	0.233	11
17	27 DEL CONTE Carlo Maria	Del Conte Carlo Maria		March 803 B Toyota		2'16.876	19.117	1.409	10
18	7 ANGIOLANI Antonio	Angiolani Antonio	Paragon	March 783 Toyota		2'20.603	22.844	3.727	2
19	44 PARNELL Richard	Parnell Richard		Walker Special GP Tipo 10CL12		2'21.213	23.454	0.610	10
20	14 COOK Malcolm	Cook Malcolm		Cooper T43	CL9	2'24.409	26.650	3.196	9
21	6 EYRE Martin	Eyre Martin		Cooper-Bristol MKII 8/53	CL5	2'24.455	26.696	0.046	10
22	7 EDEN Nick	Eden Nick		Cooper-Bristol MKI 2/52	CL5	2'25.000	27.241	0.545	10
23	34 BUSSEY John	Bussey John		Cooper T43	CL7	2'25.021	27.262	0.021	10
24	74 BALDANZA Francesco (ITA)	Baldanza Francesco		Brabham BT6	E1	2'25.823	28.064	0.802	9
25	248 LEHR Klaus	Lehr Klaus		Maserati 250F CM5	CL7	2'26.836	29.077	1.013	7
26	86 ROSSI DI MONTELERA Caroline (FRA)	Rossi Di Montelera Caroline		Brabham BT6	E1	2'27.114	29.355	0.278	9
27	69 GUARINO Andrea (ITA)	Guarino Andrea		Lola MK2	B1	2'27.385	29.626	0.271	6
28	48 OTT Rainer	Ott Rainer		Maserati 4CLT/41	CL2	2'28.264	30.505	0.879	9
29	41 MAILE Brian	Maile Brian		Cooper T41	CL7	2'30.012	32.253	1.748	10
30	21 BURATTI Federico	Buratti Federico		Lotus 21	CL10	2'33.346	35.587	3.334	8
31	14 DE BALDANZA Julia	De Baldanza Julia		Osca FJ		2'46.969	49.210	13.623	8

19/10/2012 Inizio 17:23 Fine 17:50

Esposta alle:





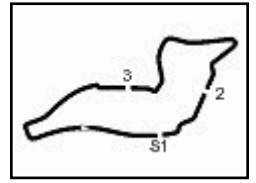
Luigi Musso Historic Gran Prix

F3 Historic + CFS + HGPCA - Ideal Time Prove Libere 2° Turno

Enzo e Dino Ferrari 4.909 m

Num.	Concorrente	Auto	Tratto 1	Tratto 2	Tratto 3	Tratto 4	Ideal Time	Tempo Ufficiale	Pos.	Diff.
1	4 BENEDINI E.	Ralt RT3 A.R.	8.017	16.764	49.702	42.971	1'57.454	1'57.759	1	0.305
2	6 LEONE V.	Ralt RT3 VW	8.087	16.975	48.670	43.816	1'57.548	1'58.087	2	0.539
3	2 NOTARI F.	Ralt RT3 VW	8.095	17.192	49.594	43.985	1'58.866	2'00.225	3	1.359
4	8 LAJOUX F.	Martini MK/34 Toyota	8.188	17.278	49.683	44.754	1'59.903	2'04.141	5	4.238
5	12 GARZI S.	March 773 Toyota	8.093	17.243	51.629	44.503	2'01.468	2'02.056	4	0.588
6	22 HORSMAN P.	Lotus 18/21	7.606	18.968	54.114	44.986	2'05.674	2'07.420	8	1.746
7	991 TONETTI P. (ITA)	Brabham BT6	8.107	18.352	53.061	46.175	2'05.695	2'06.098	6	0.403
8	53 ROSSI DI MONTELERA M.	Lotus 22	8.516	18.709	52.991	46.471	2'06.687	2'08.419	10	1.732
9	53 NUTHALL W.	Cooper T53	7.892	18.639	53.862	46.411	2'06.804	2'07.123	7	0.319
10	77 BUHOFER P. (CH)	Brabham BT6	8.499	18.283	53.980	46.931	2'07.693	2'08.690	12	0.997
11	89 FERRARI B. (ITA)	Branca FJ	8.490	18.286	54.121	46.876	2'07.773	2'07.861	9	0.088
12	31 BEAUMONT A.	LDS Alfa Romeo 03	8.311	18.651	54.512	46.666	2'08.140	2'08.501	11	0.361
13	3 PERALE A.	Ralt RT3	8.544	19.656	54.536	47.512	2'10.248	2'10.732	13	0.484
14	50 STUDER P.	Lotus 24 950	8.194	19.094	55.120	47.979	2'10.387	2'12.710	14	2.323
15	85 BOND S.	Lotus 18 912	8.819	19.833	57.047	48.907	2'14.606	2'15.234	15	0.628
16	37 PERK E.	Heron Alfa Romeo F1	9.353	19.393	56.702	49.929	2'15.377	2'15.467	16	0.090
17	27 DEL CONTE C.	March 803 B Toyota	8.803	20.461	57.609	49.000	2'15.873	2'16.876	17	1.003
18	44 PARNELL R.	Walker Special GP Ti	9.042	20.744	58.871	50.877	2'19.534	2'21.213	19	1.679
19	7 ANGIOLANI A.	March 783 Toyota	9.375	21.008	58.762	51.458	2'20.603	2'20.603	18	0.000
20	14 COOK M.	Cooper T43	9.035	21.426	59.638	51.221	2'21.320	2'24.409	20	3.089
21	6 EYRE M.	Cooper-Bristol MKII	8.871	20.695	1'01.223	52.606	2'23.395	2'24.455	21	1.060
22	34 BUSSEY J.	Cooper T43	9.180	21.078	1'00.849	52.570	2'23.677	2'25.021	23	1.344
23	74 BALDANZA F. (ITA)	Brabham BT6	9.076	21.049	1'01.199	52.402	2'23.726	2'25.823	24	2.097
24	7 EDEN N.	Cooper-Bristol MKI 2	9.214	20.820	1'01.534	52.269	2'23.837	2'25.000	22	1.163
25	248 LEHR K.	Maserati 250F CM5	8.545	21.107	1'02.083	52.112	2'23.847	2'26.836	25	2.989
26	86 ROSSI DI MONTELERA C. (FR)	Brabham BT6	8.859	21.945	1'02.601	52.706	2'26.111	2'27.114	26	1.003
27	48 OTT R.	Maserati 4CLT/41	8.837	22.178	1'02.867	52.285	2'26.167	2'28.264	28	2.097
28	69 GUARINO A. (ITA)	Lola MK2	9.324	21.316	1'03.024	52.910	2'26.574	2'27.385	27	0.811
29	41 MAILE B.	Cooper T41	9.896	22.774	1'03.476	53.672	2'29.818	2'30.012	29	0.194
30	21 BURATTI F.	Lotus 21	9.230	22.588	1'04.782	53.691	2'30.291	2'33.346	30	3.055
Ideal Time Assoluto			7.606	16.764	48.670	42.971	1'56.011			





Luigi Musso Historic Gran Prix

F3 Historic + CFS + HGPCA - Analisi Tempi Prove Libere 2° Turno

Enzo e Dino Ferrari 4.909 m

2 NOTARI FABRICE							
Giro	Tratto 1	Tratto 2	Tratto 3	Tratto 4	T. Giro	km/h	Local Time
1	20.690	21.205	59.627	49.528	2'31.050 P	148.0	17:23'26.764
2	8.318	18.158	52.274	49.588	2'08.338	196.3	17:28'06.152
3	9.466	17.998	50.567	43.985	2'02.016	194.2	17:30'08.168
4	8.118	17.296	51.733	45.706	2'02.853	218.1	17:32'11.021
5	8.125	17.192	52.100	44.542	2'01.959	219.4	17:34'12.980
6	8.095	17.204	51.215	43.711	2'00.225	218.1	17:36'13.205
7	8.029	17.464	50.803	45.408	2'01.704	220.3	17:38'14.909
8	8.366	17.384	49.867	44.914	2'00.531	201.8	17:40'15.440
9	9.990	18.487	53.307	3'23.641	4'44.825 P	179.7	17:45'00.265
10	31.000	19.030	50.467	43.998	2'24.495 P	149.6	17:47'24.760
11	8.552	18.047	49.594	46.959	2'03.152	181.8	17:49'27.912

3 PERALE AURELIO							
Giro	Tratto 1	Tratto 2	Tratto 3	Tratto 4	T. Giro	km/h	Local Time
1	17.378	27.137	1'07.668	57.641	2'49.824 P		17:24'03.487
2	9.771	22.794	1'04.822	52.087	2'29.474	157.5	17:26'53.311
3	8.980	21.277	57.732	56.004	2'23.993	170.9	17:31'46.778
4	9.423	20.950	1'02.292	49.573	2'22.238	165.2	17:34'09.016
5	8.922	19.656	57.683	1'09.790	2'36.051	193.5	17:36'45.067
6	9.756	19.828	59.504	50.845	2'19.933	180.3	17:39'05.000
7	9.491	20.149	56.818	50.877	2'17.335	180.3	17:41'22.335
8	10.076	20.338	57.341	50.253	2'18.008	161.7	17:43'40.343
9	9.480	20.087	54.903	49.752	2'14.222	179.1	17:45'54.565
10	8.544	20.173	55.916	47.512	2'12.145	190.8	17:48'06.710
11	8.648	19.698	54.536	47.850	2'10.732	184.6	17:50'17.442

4 BENDINI EMANUELE							
Giro	Tratto 1	Tratto 2	Tratto 3	Tratto 4	T. Giro	km/h	Local Time
1	16.163	22.189	53.243	45.192	2'16.787 P	128.0	17:24'09.091
2	8.162	18.200	51.399	44.247	2'02.008	222.1	17:28'27.886
3	8.146	17.082	52.651	45.535	2'03.414	219.0	17:30'31.300
4	8.017	18.711	49.778	43.644	2'00.150	222.6	17:32'31.450
5	8.141	16.764	49.883	42.971	1'57.759	220.8	17:34'29.209
6	8.047	16.947	49.702	46.104	2'00.800	222.6	17:36'30.009

6 EYRE MARTIN							
Giro	Tratto 1	Tratto 2	Tratto 3	Tratto 4	T. Giro	km/h	Local Time
1	20.009	23.842	1'08.983	1'01.288	2'54.122 P	120.6	17:28'10.287
2	11.064	25.538	1'09.766	56.210	2'42.578	150.5	17:30'52.865
3	9.831	21.676	1'03.703	55.490	2'30.700	164.4	17:33'23.566
4	9.271	20.810	1'02.073	55.242	2'27.396	186.8	17:35'50.961
5	9.450	20.885	1'01.464	54.943	2'26.742	174.5	17:38'17.703
6	8.871	20.695	1'05.972	56.528	2'32.066	196.3	17:40'49.769
7	10.799	23.019	1'03.987	53.178	2'30.983	131.4	17:43'20.752
8	9.468	23.193	1'01.439	52.606	2'26.706	155.7	17:45'47.458
9	9.101	20.730	1'01.223	53.401	2'24.455	173.1	17:48'11.913
10	9.796	21.631	1'01.418	55.523	2'28.368	148.2	17:50'40.281

6 LEONE VALERIO							
Giro	Tratto 1	Tratto 2	Tratto 3	Tratto 4	T. Giro	km/h	Local Time
1		23.029	1'02.073	49.063		128.8	17:25'56.132
2	8.622	19.174	52.134	48.411	2'08.341	195.6	17:28'04.473
3	9.396	18.128	50.213	44.155	2'01.892	186.8	17:30'06.365
4	8.147	17.069	51.054	43.816	2'00.086	219.4	17:32'06.451
5	8.109	16.975	49.842	45.279	2'00.205	221.7	17:34'06.656
6	8.236	17.719	50.335	46.585	2'02.875	200.7	17:36'09.531
7	8.173	17.179	48.670	44.065	1'58.087	219.9	17:38'07.618

7 EDEN NICK							
Giro	Tratto 1	Tratto 2	Tratto 3	Tratto 4	T. Giro	km/h	Local Time
1							17:23'32.533
2	20.671	26.263	1'09.452	54.448	2'50.834 P	101.8	17:26'23.367
3	9.491	22.223	1'02.708	54.607	2'29.029	162.9	17:28'52.396
4	9.450	21.654	1'02.551	53.699	2'27.354	160.3	17:31'19.750
5	9.244	21.238	1'01.984	53.375	2'25.841	169.3	17:33'45.591
6	9.348	21.818	1'01.793	52.754	2'25.713	172.8	17:36'11.304
7	9.264	21.847	1'05.360	52.748	2'29.219	171.2	17:38'40.523
8	9.214	20.874	1'03.165	53.417	2'26.670	184.9	17:41'07.193
9	10.887	21.841	1'01.534	54.108	2'28.370	143.5	17:43'35.563
10	9.698	21.378	1'01.655	52.269	2'25.000	160.3	17:46'00.563
11	9.281	20.820	1'03.353	53.178	2'26.632	176.5	17:48'27.195

7 ANGIOLANI ANTONIO							
Giro	Tratto 1	Tratto 2	Tratto 3	Tratto 4	T. Giro	km/h	Local Time
1	17.708	23.419	1'01.568	1'04.255	2'46.950 P	125.2	17:24'42.343
2	9.375	21.008	58.762	51.458	2'20.603	178.8	17:27'29.293
							17:29'49.896

8 LAJOUX FREDERIC							
Giro	Tratto 1	Tratto 2	Tratto 3	Tratto 4	T. Giro	km/h	Local Time
1	18.539	22.232	1'17.635	7'16.341	9'14.747 P	144.8	17:24'06.590
2	18.881	23.308	57.805	48.331	2'28.325 P	130.0	17:33'21.337
3	8.505	20.001	54.933	46.415	2'09.854	180.9	17:35'49.662
4	8.246	17.521	49.683	2'05.414	3'20.864 P	215.5	17:37'59.516
5	23.562	21.215	52.361	44.754	2'21.892 P	113.2	17:41'20.380
6	8.344	19.207	51.342	45.248	2'04.141	183.7	17:43'42.272
							17:45'46.413

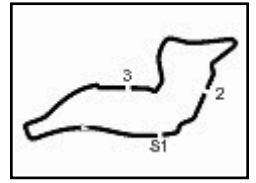
12 GARZI STEFANO							
Giro	Tratto 1	Tratto 2	Tratto 3	Tratto 4	T. Giro	km/h	Local Time
1	17.768	22.364	59.583	47.633	2'27.348 P	140.3	17:23'41.639
2	8.367	18.054	56.241	46.118	2'08.780	204.5	17:26'08.987
3	8.242	20.451	59.080	47.239	2'15.012	206.5	17:28'17.767
4	8.181	17.844	54.343	45.344	2'05.712	218.1	17:30'32.779
5	8.190	17.243	53.284	45.062	2'03.779	217.7	17:32'38.491
6	8.245	17.303	51.685	44.934	2'02.167	214.6	17:34'42.270
7	8.195	17.729	51.629	44.503	2'02.056	204.1	17:36'44.437
8	8.093	17.292	58.523	44.611	2'08.519	220.3	17:38'46.493
9	8.653	20.893	57.982	45.997	2'13.525	170.1	17:40'55.012
10	8.341	19.480	56.953	2'19.679	3'44.453 P	195.3	17:43'08.537
							17:46'52.990

14 COOK MALCOLM							
Giro	Tratto 1	Tratto 2	Tratto 3	Tratto 4	T. Giro	km/h	Local Time
1	28.092	28.861	1'17.719	1'02.337	3'17.009 P		17:25'36.761
2	12.220	26.166	1'10.275	58.390	2'47.051	120.1	17:28'53.770
3	10.327	24.160	1'13.976	59.761	2'48.224	133.9	17:31'40.821
4	11.401	23.911	1'07.521	54.965	2'37.798	136.6	17:34'29.045
5	9.035	22.523	1'01.954	53.560	2'27.072	157.0	17:37'06.843
6	9.401	21.907	1'04.562	53.629	2'29.499	153.7	17:39'33.915
7	11.187	22.620	1'01.306	51.221	2'26.334	136.4	17:42'03.414
8	9.787	22.064	1'00.197	52.602	2'24.650	149.6	17:44'29.748
9	9.694	21.426	59.638	53.651	2'24.409	147.4	17:46'54.398
							17:49'18.807

14 DE BALDANZA JULIA							
Giro	Tratto 1	Tratto 2	Tratto 3	Tratto 4	T. Giro	km/h	Local Time
1			1'17.268	1'03.740			17:26'40.944
2	11.799			1'01.560	2'51.382	130.2	17:29'32.326
3				1'00.850	2'46.969		17:32'19.295
4				1'01.854	2'51.910		17:35'11.205
5	11.012			1'02.681	2'49.303	143.1	17:38'00.508
6	11.805				2'56.873	133.4	17:40'57.381
7	12.637			1'03.988	2'56.712	113.9	17:43'54.093
8	12.204			1'03.988	2'55.209	105.4	17:46'49.302
9	11.865				2'52.415	126.2	17:49'41.717

21 BURATTI FEDERICO							
Giro	Tratto 1	Tratto 2	Tratto 3	Tratto 4	T. Giro	km/h	Local Time
1	21.864	25.776	1'12.198	57.725	2'57.563 P	117.6	17:25'06.700
2	10.570	30.138	1'07.104	53.844	2'41.656	136.8	17:28'04.263
3	9.845	24.619	1'05.191	53.691	2'33.346	139.9	17:30'45.919
4	9.230	22.654	1'15.967	56.461	2'44.312	150.5	17:33'19.265
5	9.538	26.468	1'11.442	55.260	2'42.708	140.5	17:36'03.577
6	9.986	22.588	1'04.782	1'01.716	2'39.072	146.8	17:38'46.285
7	11.351	23.663	1'07.406	2'33.181	4'15.601 P	116.1	17:41'25.357
8	20.563	25.993	1'06.018	55.736	2'48.310 P	131.8	17:45'40.958
							17:48'29.268

22 HORSMAN PETER							
Giro	Tratto 1	Tratto 2	Tratto 3	Tratto 4	T. Giro	km/h	Local Time
1	26.787	23.493	59.108	47.963	2'37.351 P	122.8	17:28'11.499
2	9.095	23.816	59.852	46.226			



Luigi Musso Historic Gran Prix

F3 Historic + CFS + HGPCA - Analisi Tempi Prove Libere 2° Turno

Enzo e Dino Ferrari 4.909 m

9	8.581	19.270	57.627	44.986	2'10.464	166.4	17:45'41.775
10	7.979	19.066	54.114	46.606	2'07.765	190.1	17:47'49.540

27 DEL CONTE CARLO MARIA							
Giro	Tratto 1	Tratto 2	Tratto 3	Tratto 4	T. Giro	km/h	Local Time
							17:23'51.630
1	25.493	26.786	1'10.642	57.918	3'00.839 P	111.3	17:26'52.469
2	10.121	22.679	1'04.376	53.371	2'30.547	147.2	17:29'23.016
3	9.559	21.771	1'01.275	53.984	2'26.589	168.2	17:31'49.605
4	8.995	21.995	1'00.876	52.292	2'24.158	174.2	17:34'13.763
5	8.970	20.756	59.676	53.524	2'22.926	181.5	17:36'36.689
6	9.127	25.073	1'02.319	51.317	2'27.836	178.2	17:39'04.525
7	9.369	20.567	1'00.360	50.374	2'20.670	172.3	17:41'25.195
8	9.705	21.079	59.132	49.984	2'19.900	148.4	17:43'45.095
9	8.923	20.461	57.609	49.883	2'16.876	180.6	17:46'01.971
10	8.803	20.850	1'00.208	49.000	2'18.861	182.1	17:48'20.832

31 BEAUMONT ANDREW							
Giro	Tratto 1	Tratto 2	Tratto 3	Tratto 4	T. Giro	km/h	Local Time
							17:23'35.419
1	8.474	18.717	56.586	46.929	2'10.706	207.6	17:27'51.692
2	8.311	18.737	54.573	46.880	2'08.501	217.7	17:30'00.193
3	8.360	19.089	56.324	47.327	2'11.100	215.5	17:32'11.293
4	8.347	19.223	55.186	47.459	2'10.215	209.7	17:34'21.508
5	8.440	18.710	55.151	51.475	2'13.776	214.6	17:36'35.284
6	8.424	19.069	54.512	46.666	2'08.671	209.2	17:38'43.955
7	8.364	18.651	55.865	47.453	2'10.333	215.1	17:40'54.288
8	8.375	19.657	56.204	49.245	2'13.481	196.7	17:43'07.769

34 BUSSEY JOHN							
Giro	Tratto 1	Tratto 2	Tratto 3	Tratto 4	T. Giro	km/h	Local Time
							17:23'35.419
1	20.802	24.601	1'06.984	53.816	2'46.203 P	112.8	17:26'21.622
2	9.554	21.346	1'02.798	54.896	2'28.594	159.1	17:28'50.216
3	10.187	21.400	1'02.941	53.606	2'28.134	138.9	17:31'18.350
4	9.602	21.266	1'02.146	52.943	2'25.957	156.6	17:33'44.307
5	9.487	21.709	1'01.996	52.953	2'26.145	156.8	17:36'10.452
6	9.666	21.704	1'04.288	52.880	2'28.538	155.7	17:38'38.990
7	9.180	21.162	1'03.647	52.570	2'26.559	173.4	17:41'05.549
8	10.962	22.306	1'01.668	52.962	2'27.898	140.1	17:43'33.447
9	9.568	21.078	1'00.849	53.526	2'25.021	157.9	17:45'58.468
10	9.249	21.118	1'02.967	52.639	2'25.973	163.7	17:48'24.441

37 PERK EDDY							
Giro	Tratto 1	Tratto 2	Tratto 3	Tratto 4	T. Giro	km/h	Local Time
							17:24'46.635
1	18.590	21.858	1'01.710	53.752	2'35.910 P	127.9	17:27'22.545
2	9.835	21.308	1'00.828	51.838	2'23.809	167.7	17:29'46.354
3	9.676	20.362	59.643	50.919	2'20.600	182.1	17:32'06.954
4	9.567	19.798	57.680	51.276	2'18.321	186.8	17:34'25.275
5	9.353	19.773	57.680	51.263	2'18.069	191.5	17:36'43.344
6	9.518	20.045	59.785	50.818	2'20.166	174.8	17:39'03.510
7	9.563	19.552	57.214	52.208	2'18.537	182.1	17:41'22.047
8	9.739	19.838	57.416	50.847	2'17.840	172.3	17:43'39.887
9	9.489	19.952	56.702	50.921	2'17.064	184.0	17:45'56.951
10	9.434	20.618	57.137	51.587	2'18.776	188.5	17:48'15.727
11	9.425	19.393	56.720	49.929	2'15.467	189.8	17:50'31.194

41 MAILE BRIAN							
Giro	Tratto 1	Tratto 2	Tratto 3	Tratto 4	T. Giro	km/h	Local Time
							17:24'21.180
1	18.130	24.769	1'08.187	57.646	2'48.732 P	127.0	17:27'09.912
2	11.305	24.396	1'05.935	56.522	2'38.158	145.6	17:29'48.070
3	10.914	23.548	1'05.098	54.765	2'34.325	134.4	17:32'22.395
4	10.594	23.020	1'07.187	54.531	2'35.332	137.6	17:34'57.727
5	9.966	23.068	1'03.476	54.548	2'31.058	162.7	17:37'28.785
6	10.390	23.030	1'04.149	54.937	2'32.506	149.0	17:40'01.291
7	11.102	23.291	1'04.427	54.378	2'33.198	134.6	17:42'34.489
8	11.302	22.956	1'03.523	54.474	2'32.255	140.9	17:45'06.744
9	10.414	22.997	1'04.493	55.193	2'33.097	152.8	17:47'39.841
10	9.896	22.774	1'03.670	53.672	2'30.012	157.5	17:50'09.853

44 PARNELL RICHARD							
Giro	Tratto 1	Tratto 2	Tratto 3	Tratto 4	T. Giro	km/h	Local Time
							17:25'23.860
1	17.795	24.452	1'05.121	59.167	2'46.535 P	108.1	17:30'10.395
2	10.399	25.050	1'07.795	52.809	2'36.053	143.9	17:32'46.448
3	9.801	23.572	1'01.650	51.063	2'26.086	138.3	17:35'12.534
4	9.042	21.890	1'04.169	53.479	2'28.580	161.9	17:35'41.114

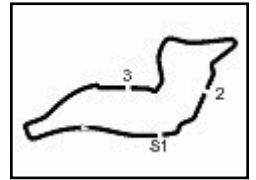
5	9.049	21.290	1'01.829	52.484	2'24.652	182.7	17:38'05.766
6	9.169	22.143	1'00.889	53.155	2'25.356	173.9	17:40'31.122
7	10.928	23.955	1'01.854	52.369	2'29.106	116.1	17:43'00.228
8	10.684	22.537	1'03.881	51.067	2'28.169	143.5	17:45'28.397
9	9.456	20.987	58.871	53.996	2'23.310	158.9	17:47'51.707
10	9.531	20.744	1'00.061	50.877	2'21.213	153.4	17:50'12.920

48 OTT RAINER							
Giro	Tratto 1	Tratto 2	Tratto 3	Tratto 4	T. Giro	km/h	Local Time
							17:25'10.848
1	20.874	24.407	1'11.269	57.782	2'54.332 P	121.3	17:28'05.180
2	11.100	23.407	1'04.681	54.800	2'33.988	139.8	17:30'39.168
3	9.127	23.090	1'04.485	53.755	2'30.457	169.8	17:33'09.625
4	9.148	22.933	1'07.786	53.008	2'32.875	147.6	17:35'42.500
5	9.109	22.178	1'06.760	54.047	2'32.094	143.3	17:38'14.594
6	8.837	23.007	1'06.174	55.028	2'33.046	159.3	17:40'47.640
7	8.839	22.948	1'05.415	53.911	2'31.113	149.2	17:43'18.753
8	10.125	24.531	1'03.489	52.285	2'30.430	140.1	17:45'49.183
9	9.235	22.252	1'02.867	53.910	2'28.264	143.5	17:48'17.447

50 STUDER PETER							
Giro	Tratto 1	Tratto 2	Tratto 3	Tratto 4	T. Giro	km/h	Local Time
							17:24'31.785
1	23.481	26.185	1'01.244	50.556	2'41.466 P		17:27'13.251
2	8.662	22.319	57.988	49.622	2'18.591	166.7	17:29'31.842
3	8.347	19.585	58.461	49.649	2'16.042	204.9	17:31'47.884
4	8.673	21.269	1'00.229	49.123	2'19.294	173.1	17:34'07.178
5	8.457	19.180	57.025	48.048	2'12.710	205.3	17:36'19.888
6	8.194	19.235	58.687	48.661	2'14.777	219.4	17:38'34.665
7	8.385	19.518	57.074	50.857	2'15.834	212.1	17:40'50.499
8	9.001	21.205	58.971	47.979	2'17.156	156.8	17:43'07.655
9	8.352	19.094	55.120	1'18.171	2'40.737 P	200.7	17:45'48.392

53 NUTHALL WILL							
Giro	Tratto 1	Tratto 2	Tratto 3	Tratto 4	T. Giro	km/h	Local Time
							17:23'31.369
1	20.883	22.229	58.517	48.262	2'29.891 P		17:26'01.260
2	8.422	21.498	56.007	47.304	2'13.231	162.2	17:28'14.491
3	8.873	22.785	58.604	49.749	2'20.011	151.1	17:30'34.502
4	8.135	19.088	55.321	46.764	2'09.308	177.1	17:32'43.810
5	7.980	18.797	56.097	47.707	2'10.581	187.5	17:34'54.391
6	7.980	18.793	54.719	46.713	2'08.205	191.8	17:37'02.596
7	7.892	18.828	56.499	6'49.478	8'12.697 P	203.0	17:45'15.293
8	19.641	20.543	56.429	47.229	2'23.842 P	137.1	17:47'39.135
9	8.211	18.639	53.862	46.411	2'07.123	187.8	17:49'46.258

53 ROSSI DI MONTELEA MANFREDO							
Giro	Tratto 1	Tratto 2	Tratto 3	Tratto 4	T. Giro	km/h	Local Time
							17:24'53.090
1	21.877	21.461	58.402	49.586	2'31.326 P	137.5	17:27'24.416
2	8.595	21.258	56.993	47.297	2'14.143	206.1	17:29'38.559
3	8.564	19.245	57.060				



Enzo e Dino Ferrari 4.909 m

Luigi Musso Historic Gran Prix

F3 Historic + CFS + HGPCA - Analisi Tempi Prove Libere 2° Turno

3 / 3

9 9.100 21.102 1'03.062 54.577 2'27.841 170.6 17:48'18.903

77 BUHOFFER PHILIPP

Giro	Tratto 1	Tratto 2	Tratto 3	Tratto 4	T. Giro	km/h	Local Time
							17:23'36.973
1	20.537	25.042	1'03.615	49.438	2'38.632 P	123.5	17:26'15.605
2	8.796	19.732	55.480	48.229	2'12.237	179.4	17:28'27.842
3	8.772	18.895	57.603	48.443	2'13.713	180.3	17:30'41.555
4	8.525	19.823	54.546	47.637	2'10.531	184.6	17:32'52.086
5	8.606	18.776	54.377	46.931	2'08.690	183.0	17:35'00.776
6	8.678	20.002	54.058	47.277	2'10.015	178.8	17:37'10.791
7	8.499	18.628	53.980	48.067	2'09.174	197.8	17:39'19.965
8	9.718	21.743	56.243	49.269	2'16.973	169.6	17:41'36.938
9	9.254	21.952	59.615	49.083	2'19.904	165.4	17:43'56.842
10	9.767	21.373	57.236	48.756	2'17.132	120.9	17:46'13.974

85 BOND STEPHEN

Giro	Tratto 1	Tratto 2	Tratto 3	Tratto 4	T. Giro	km/h	Local Time
							17:23'34.312
1	19.900	25.634	1'06.596	52.220	2'44.350 P	102.8	17:26'18.662
2	9.492	21.242	59.271	50.815	2'20.820	171.7	17:28'39.482
3	9.153	20.634	57.880	49.555	2'17.222	179.1	17:30'56.704
4	8.819	19.833	59.651	49.433	2'17.736	196.3	17:33'14.440
5	9.087	20.541	58.061	49.100	2'16.789	169.8	17:35'31.229
6	8.914	20.049	57.606	49.516	2'16.085	175.9	17:37'47.314
7	9.204	20.121	57.918	50.714	2'17.957	186.5	17:40'05.271
8	10.355	21.250	58.688	49.445	2'19.738	142.0	17:42'25.009
9	10.356	20.687	57.423	49.625	2'18.091	165.7	17:44'43.100
10	9.275	20.005	57.047	48.907	2'15.234	179.1	17:46'58.334
11	9.601	20.632	59.063	49.797	2'19.093	165.2	17:49'17.427

86 ROSSI DI MONTELEA CAROLINE

Giro	Tratto 1	Tratto 2	Tratto 3	Tratto 4	T. Giro	km/h	Local Time
							17:24'59.505
1	23.560	26.316	1'17.002	1'02.557	3'09.435 P	114.1	17:28'08.940
2	11.157	25.369	1'18.082	58.149	2'52.757	151.5	17:31'01.697
3	10.359	24.915	1'07.067	57.919	2'40.260	156.1	17:33'41.957
4	8.954	41.532	1'07.585	56.275	2'54.346	177.6	17:36'36.303
5	8.934	24.723	1'08.723	55.226	2'37.606	188.5	17:39'13.909
6	8.859	23.872	1'04.289	53.051	2'30.071	181.2	17:41'43.980
7	10.535	22.619	1'02.601	53.036	2'28.791	155.7	17:44'12.771
8	9.554	22.333	1'05.676	55.397	2'32.960	181.2	17:46'45.731
9	9.157	21.945	1'03.306	52.706	2'27.114	186.5	17:49'12.845

89 FERRARI BRUNO

Giro	Tratto 1	Tratto 2	Tratto 3	Tratto 4	T. Giro	km/h	Local Time
							17:25'50.060
1	8.703	20.031	58.485	51.653	2'18.872	192.1	17:28'08.932
2	8.940	21.629	57.389	47.525	2'15.483	185.2	17:30'24.415
3	8.572	18.941	55.484	46.976	2'09.973	211.7	17:32'34.388
4	8.512	18.621	55.360	47.293	2'09.786	214.2	17:34'44.174
5	8.490	18.563	55.720	47.068	2'09.841	213.8	17:36'54.015
6	8.502	19.438	56.473	2'23.756	3'48.169 P	205.7	17:40'42.184
7	21.974	21.296	59.410	48.496	2'31.176 P	142.2	17:43'13.360
8	8.509	18.397	55.405	47.102	2'09.413	211.7	17:45'22.773
9	8.799	19.776	54.546	47.423	2'10.544	173.1	17:47'33.317
10	8.578	18.286	54.121	46.876	2'07.861	210.1	17:49'41.178

248 LEHR KLAUS

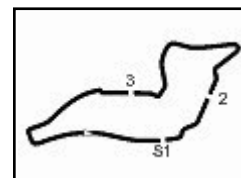
Giro	Tratto 1	Tratto 2	Tratto 3	Tratto 4	T. Giro	km/h	Local Time
							17:24'17.436
1	20.150	24.242	1'05.944	54.700	2'45.036 P	117.7	17:27'02.472
2	8.572	21.351	1'02.083	55.201	2'27.207	182.7	17:29'29.679
3	8.545	21.219	1'04.388	53.253	2'27.405	174.2	17:31'57.084
4	8.715	21.107	1'03.423	53.591	2'26.836	184.9	17:34'23.920
5	8.813	21.384	1'03.892	53.560	2'27.649	157.5	17:36'51.569
6	8.608	22.269	1'03.972	53.062	2'27.911	166.9	17:39'19.480
7	9.400	22.883	1'05.078	52.112	2'29.473	147.6	17:41'48.953

991 TONETTI PIERRE

Giro	Tratto 1	Tratto 2	Tratto 3	Tratto 4	T. Giro	km/h	Local Time
							17:25'40.287
1	8.453	21.390	56.440	49.166	2'09.011	214.6	17:27'49.298
2	8.354	19.028	53.634	46.181	2'07.197	204.1	17:29'56.495
3	8.207	19.073	53.434	46.175	2'06.889	219.0	17:32'03.384
4	8.167	18.417	53.061	46.453	2'06.098	218.1	17:34'09.482
5	8.107	18.352	53.496	46.890	2'06.845	217.7	17:36'16.327

P = Box In/Out - C = Tempo Invalidato





Enzo e Dino Ferrari 4.909 m

Luigi Musso Historic Gran Prix

F3 Historic + CFS + HGPCA - Classifica Prove Libere 1° Turno

Miglior Giro: = 1'57.053 - 4,909 km - Media 150,978 km/h

Num.	Conducente	Concorrente	Scuderia	Auto	Classe	Tempo	Dist.	Rel.	Giri
1	8 LAJOUX Frederic	Lajoux Frederic	Hist.Project Club	Martini MK/34 Toyota		1'57.053			11
2	12 GARZI Stefano	Garzi Stefano	Hist.Project Club	March 773 Toyota		2'01.324	4.271	4.271	9
3	991 TONETTI Pierre (ITA)	Tonetti Pierre		Brabham BT6	E1	2'06.132	9.079	4.808	9
4	31 BEAUMONT Andrew	Beaumont Andrew		LDS Alfa Romeo 03	CL10	2'08.374	11.321	2.242	11
5	77 BUHOFER Philipp (CH)	Buhofer Philipp		Brabham BT6	E1	2'08.597	11.544	0.223	6
6	69 GUARINO Andrea (ITA)	Guarino Andrea		Lola MK2	B1	2'27.759	30.706	19.162	7
7	3 PERALE Aurelio	Perale Aurelio		Ralt RT3		2'54.807	57.754	27.048	2

19/10/2012 Inizio 10:40 Fine 11:07

Esposta alle:

